

# RIVERBANKS

MAY-JUNE 2006





# CONTENTS

## Volume XXV, Number 3

*Riverbanks* is published six times a year for members of Riverbanks Society by Riverbanks Zoological Park and Botanical Garden, Columbia, SC

### Riverbanks Park Commission

J. Carroll Shealy, Chairman  
Ella Bouknight  
Lloyd Liles  
James E. Smith  
Tracey Waring  
Robert P. Wilkins  
Lawrence W. Johnson,  
*Chairman Emeritus*

### Riverbanks Society Board of Directors

H. Perry Shuping, President  
Jeremy G. Wilson, Vice-President  
Sharon Jenkins, Secretary  
Jan Stamps, Treasurer  
Mike Brennan  
Donna Croom  
Robert G. Davidson  
William H. Davidson II  
Thomas N. Fortson  
Steve Graves  
Mary Howard  
Mark D. Locke, MD, FAAP  
Richard N. McIntyre  
Dorothy G. Owen  
C.C. Rone, Jr.  
Bud Tibshirany  
James S. Welch  
Roslyn Young  
Anny Zalesne  
Don F. Barton, *Director Emeritus*

### Riverbanks Senior Staff

Satch Krantz  
*Executive Director*  
Kim M. Benson  
*Director of Human Resources*  
George R. Davis  
*Director of Finance*  
Ed Diebold  
*Director of Animal Collections*  
Kevin Eubanks  
*Director of Guest Services*  
Chris Gentile  
*Director of Conservation Education*  
Eric Helms  
*Director of Risk Management & Facilities*  
Melodie Scott-Leach  
*Director of Horticulture*  
Tommy Stringfellow  
*Director of Marketing*  
Keith Benson, DVM  
*Senior Veterinarian*  
Andy Cabe  
*Curator of Horticulture*  
John Davis  
*Curator of Mammals*  
Scott Pfaff  
*Curator of Herpetology*  
Bob Seibels  
*Curator of Birds*

The Observation Deck	1
You've Got Warts!	2
Plan Your Visit	6
"...but, do you do windows?"	8
NEW Members' Night Out Series	11
Mole Rats Burrow In	15
Sharing The Language of Flowers	16
Extreme Makeover: Baboon Exhibit Renovation	19
In the Know	20

**Riverbanks Summer Camp Information**  
**is included in the Riverbanks Adventures Insert**



2



8



15

### Riverbanks Magazine

Dixie Kaye Allan  
*Executive Editor/Art Director*  
Monique Jacobs  
*Editor*  
Ashley Walker  
*Graphic Artist*  
Larry Cameron  
*Photographer*

Subscriptions to *Riverbanks* are \$24 per year. Members of Riverbanks Society are entitled to one free subscription along with free admission and guest passes, discounts at Zoo & Garden gift shops, invitations to special events and much more. To subscribe to *Riverbanks* or to join the Society, call 803.779.8717 x1111 or x1239.

Riverbanks Zoological Park and Botanical Garden is accredited by the American Zoo and Aquarium Association and the American Association of Botanical Gardens and Arboreta.



**ASSOCIATION  
OF ZOOS &  
AQUARIUMS**

**RIVERBANKS  
ZOO AND GARDEN**

Front cover: Female Warthog  
Photograph by Larry Cameron

## THE OBSERVATION DECK



**R**iverbanks Zoo & Garden is proud to count itself among the 210 accredited institutional members of the American Zoo & Aquarium Association (AZA). Wait a minute! It seems that the acronym for American Zoo & Aquarium Association should consist of four letters... yet AZA has only three. What's going on here?

The Association formally began using the acronym "AZA" in 1994, which immediately caused confusion over the mismatch of the name and letters. Even after 12 years there was still confusion among AZA members, government officials, the media, the public and others about the name.

For the past 18 months, the AZA staff and its various committees have been working diligently on a branding and awareness initiative. Through this effort it became increasingly apparent that the name and acronym confusion was detracting from AZA's ability to build a more widely recognized brand. Since our "brand promise" is to build North America's largest wildlife conservation movement, name confusion is a serious impediment.

With all this in mind, the AZA Board of Directors recently voted to change the name to the Association of Zoos & Aquariums. The new name eliminates confusion, allows us to keep the same AZA initials, and also preserves the word "association," which connotes accreditation, stature and third-party accountability.

To add to the excitement of the new name, a new logo was also developed and approved by the AZA Board. During the brand research phase, we heard that the AZA is seen as a professional, authoritative voice among our many constituent groups. At the same time, our collaborative approach is at the core of our organization and an essential element of the branding effort. We believe that our new logo communicates these attributes in a unique, compelling and visually arresting way.

As if developing a new name and logo were not enough, we also hired a new chief executive officer, Jim Maddy. Jim comes to AZA from the Resources Legacy Fund, a major private funder of resource conservation activities in California. His leadership experience includes serving nine years as president of the National Park Foundation (NPF) in Washington, D.C. Prior to the NPF, Jim was president of the League of Conservation Voters, the federal election arm of the major national environmental advocacy organizations.

Why are these changes within AZA so important to mention? As members of the Riverbanks Society, we should all take pride and comfort in knowing that only the very best zoos and aquariums receive the AZA stamp of accreditation—and Riverbanks is counted among them. We also should be proud to be part of such a dynamic and progressive organization that advocates for animals each and every day. The advancement and growth of AZA serves to reinforce and strengthen our efforts here at Riverbanks.

*Satch Kiantz*

**ASSOCIATION  
OF ZOOS &  
AQUARIUMS**

### MISSION STATEMENT

**It is our mission to foster appreciation and concern for all living things.**

**We are dedicated to providing:**

- ◆ the highest standards of care for our animal and plant collections.
- ◆ a diverse educational and high-quality recreational experience for all Riverbanks visitors.
- ◆ all the resources at our disposal for the conservation of the earth's flora and fauna.



# YOU'VE GOT WARTS !



By – Katie Patton, Mammal Keeper

***Some may say warthogs are hideous or grotesque, but what they lack in beauty they make up for in great strength, intelligence and adaptability.***

Nestled off the beaten path, between the giant Galapagos tortoises and the African bird yard, you will find Riverbanks' two resident common warthogs, Pee Wee and Sheerah. Pee Wee is our 9-year-old male warthog; he was born at the Philadelphia Zoo but has resided at Riverbanks almost his entire life. Sheerah is our 10-year-old female warthog; she was born at the Denver Zoo and has lived at Riverbanks for 8 years. Male warthogs, or boars, have more pronounced facial warts and larger tusks than female warthogs, or sows. This is a great way to tell Pee Wee and Sheerah apart.

People often think of warts as unsightly growths, but warthogs may value them as armor. During breeding season, male warthogs fight each other for mating opportunities, sometimes resulting in serious wounds. Fortunately, warthogs have two pairs of large wart-like structures that seem to protect their faces from harm. Some may say these mammals are hideous or grotesque, but what they lack in beauty they make up for in great strength, intelligence and adaptability.

The warthog (*Phacochoerus africanus*) is a long-legged pig with a shovel-shaped head and a prominent snout.



These characteristics make it capable of digging burrows. In the wild, the warthog commonly occupies abandoned aardvark burrows. It enters abandoned burrows “back-end first,” so it can always face the opening, ready to escape if needed.

The warthog snout carries an unusual set of tusks. Although the upper tusks are more impressive, it is the smaller but sharper lower tusks that are the principal weapon. The warthog is the only pig adapted to grazing in grassland. Typically, it kneels on its padded knees and ankles to nip off the growing tips of grass, using its lips and sharp tusks almost like scissors. In the dry season, it feeds on underground stems (rhizomes), rooting for them with its tough snout. An omnivore, the warthog feeds on both plant and animal matter. Fruits, insects, and carrion are also enjoyed when available.

Here at the Zoo, warthogs receive a diet of fresh vegetables and fruit, such as romaine lettuce, carrots, sweet potatoes, apples and bananas. They also receive a specialized grain, which is packed with all the minerals and vitamins they need to stay healthy.

Riverbanks keepers ensure the warthogs stay physically and mentally stimulated by providing different types of enrichment. For example, we may offer different food items, fresh browse or even a refreshing ice treat on a hot day; we may even hide produce around the exhibit to encourage foraging behaviors.

Training is another way of providing animal enrichment. We train the animals using a technique called Operant Conditioning. Training not only stimulates the animals mentally, but it is also a crucial factor in giving them the highest standards of husbandry possible. Trained behaviors can be very beneficial during veterinary procedures. We work with the warthogs through “protected contact,” which means there is always some kind of barrier between the animal and the trainer. The warthogs have been trained to “lean in,” a behavior that allows us to touch the animal. Riverbanks’ warthogs are now also trained to accept hand injections, a tremendous help when it is time for annual vaccinations and check-ups.

Warthogs do not sweat like we do, so they have to cool their bodies in a different way. On a nice sunny day, you can catch Pee Wee and Sheerah relaxing in their mud wallows. Mud keeps them cool and is also a great way to repel biting insects. Warthogs are a relatively small member of the pig family (Suidae) weighing between 110-330 lbs. They have the longest gestation period of any swine. The longer gestation period (170-175 days) produces more precocious offspring. Litters of more than four piglets are seldom seen, since the females only have four mammarys. Pee Wee and Sheerah have had three successful litters since 2001.


Sows will stay with their family group for several breeding seasons. Boars, on the other hand, tend to live alone or in small bachelor groups. Sexually mature males join female groups only when sows are in heat. A group of warthogs is called a sounder.

Common warthog sounders are usually composed of 3-10 animals, although groups as large as 30 have been reported. Sounders are composed of more than one sow and their respective offspring.

Ranging from West Africa east across the continent to Somalia and south to Kruger National Park in South Africa, warthogs are found as high as 10,000 feet on Mount Kilimanjaro in Tanzania. Their status in the wild is still common, but it will only remain this way through the conservation of their natural habitats.

Come see what Pee Wee and Sheerah do at the Zoo by stopping by the warthog exhibit, one of Riverbanks’ many enriching, natural habitats. Warthogs are diurnal, so you will find they are active during the day.

*Below: Female Warthog, Sheerah*



# Surfin' at Riverbanks

Legendary Teen  
Surfer Visits  
Riverbanks Zoo



Riverbanks Zoo & Garden greeted a rare guest on April 5 when Bethany Hamilton, 15, dropped by for a visit at the Zoo's Aquarium Reptile Complex.

Bethany lost her left arm just two years ago when she was attacked by a 14-foot tiger shark while surfing off Kauai's North Shore. Since then, she's gone on to become an international inspiration – continuing to surf competitively and even winning fifth place in the National Surfing Championships.

E! Entertainment Channel caught up with Bethany during a recent visit to Columbia, interviewing her in front of Riverbanks' Indo-Pacific exhibit for an upcoming *E! True Hollywood Story* that will highlight her story.

Bethany was in town speaking to the students at Irmo Middle School. The school recently won Scholastic Book Fairs® national "Student Crew" contest for putting on one of the top student-run Scholastic Book Fairs in the nation. The top prize? A visit from professional surfer and now children's author Bethany Hamilton. Bethany's book *Soul Surfer* was recently released.

Bethany's story has been featured the world over leading to guest appearances on *Oprah*, *The Tonight Show*, *20/20*, *Ellen*, and *People* magazine. Most recently, she won the 2005 National Scholastic Surfing Association Championships, placing first in the Explorer Women's division.



TAKE THE TRIP OF A LIFETIME

# WILD SAFARI 3D

A SOUTH AFRICAN ADVENTURE



**COMING SOON TO  
RIVERBANKS ADVENTURE  
THEATER**

## PLAN YOUR VISIT

### ON FATHER'S DAY, RIVERBANKS DOESN'T JUST HONOR DADS Kids of Deployed Military Personnel Get In Free, Too

Through a partnership with Operation Military Kids, Riverbanks Zoo & Garden is offering children who have a parent deployed in a military operation a free visit to the Zoo on Father's Day, June 18, a day that can be hard for kids who have parents deployed. Families simply need to present a copy of their deployment orders for their kids to receive free admission to Riverbanks.

Operation Military Kids is a partnership between five national organizations, including the American Legion, Boys & Girls Clubs and 4-H, to help assist and support children who have a family member deployed in a military operation. Having a family member deployed is a stressful situation, and is especially hard on children. Children not only face the absence of a parent, but are also exposed to frequent anxiety as the media covers military operations abroad.

Operation Military Kids delivers recreational, social and educational programs, helping children

deal with having a parent deployed, educating the public and schools on the impact of the deployment, and fostering a community support network for military children. It is estimated that South Carolina has over 2,500 National Guard and Reservists who are deployed, and thousands of potential children are impacted.

Riverbanks would also like to extend a big thank you to all fathers on Father's Day and offer them free admission on June 18 as well. The Zoo will be open from 9am to 6pm.



### CELEBRATED JUNIOR DUCK STAMP DESIGNS FIND PERMANENT HOME AT RIVERBANKS



Each year, students from across the country create award-winning renderings of waterfowl in their wetlands habitats to be part of the Junior Duck Stamp art contest sponsored by the U.S. Fish and Wildlife Service.

A winning design is selected in each state, and then those 50 young artists go on to compete for the chance to see their work turned into a United States Postal Service stamp. Last year's South Carolina winner Anastasia Timina from Charleston County School for the Arts won an honorable mention at the

national level for her rendering of a wood duck. This year, her entry of a ring-necked duck is also being recognized and will be judged alongside the 49 other state winners in June.

The South Carolina Department of Natural Resources is giving Riverbanks framed prints of the last three years' state winning entries to be permanently exhibited in the Zoo's Education Center. The contest uses scientific and wildlife observation principles to emphasize the importance of conserving America's wetlands.

"We are very excited about the opportunity to display these incredible works for all to see. Each of the young artists has a bright future in wildlife illustration," said Chris Gentile, the Zoo's director of conservation education. "These pieces will serve as an inspiration to the students who participate in our programming throughout the year."

Riverbanks will display many of the top illustrations from this year's contest on Saturday, May 13, in Ndoki Lodge. The framed artwork will be formally presented to Riverbanks by DNR at a 3pm reception.





## Watch Wildlife In Action

### Enrichment Day – Saturday, June 10

What is enrichment? It's our way of encouraging animals to behave naturally by introducing a variety of activities, objects, sounds or scents into their environments. Every day the animals at Riverbanks are enriched in their exhibits. In their off-exhibit areas, the animals are given artificial enrichment, such as boxes and papier-mâché, for physical and mental stimulation. On Enrichment Day, artificial enrichment will be brought out onto the animal exhibits so members and guests may have the opportunity to watch wildlife in action!

Scheduled animal enrichment sessions and hands-on "people enrichment" activities will take place throughout the Zoo. Please make plans to join us and discover the thrill of enrichment!

**Gorilla – Meerkat – Hyena – Sea Lion – Penguin – Elephant – Giraffe  
Zebra – Hippo – Lemur – Tiger – Lion – Alligator – Grizzly – and more!**

## MARK YOUR CALENDARS

### May

May 3 Wedding Symposium - *Don't Gotta Lotta Love for Love Shack?*

May 4 First Thursdays in the Garden featuring the harmony driven rock & blues of Stillhouse

May 20 Wine Tasting at Riverbanks Botanical Garden

### June

June 1 First Thursdays in the Garden featuring bluegrass with Slap Wore Out

June 5 Summer Camps Begin (8 week-long sessions)

June 7 Wedding Symposium - *"No Vacancy" at the Heartbreak Hotel*

June 8 Members' Night Series:  
What's It Like to Be An Aminoal

June 10 Enrichment Day

June 22 Members' Night Series:  
Narrated Tram Tour of the Zoo

### July

July 6 First Thursdays in the Garden featuring acoustic favorites with Barton & Julia

July 5 Wedding Symposium - *"Cooking Up a Menu Without Burning Down the House"*

July 13 Members' Night Series:  
In the Club Kids' Carnival

### August

Aug 3 First Thursdays in the Garden featuring the acoustic sounds of Ruby

Aug 5 Brew at the Zoo

For more information about these and other upcoming events, visit [www.riverbanks.org](http://www.riverbanks.org)





**“... but, do you do windows?”**

**By – Nancy Carter  
Volunteer**

***I am retired, and I savor reading the Sunday newspaper while I watch CBS Sunday Morning. Window washing and cutting up mackerel did not fit well with this cherished routine. Yet I found myself thinking about the Aquarium.***

Who has not wanted to bottle-feed a tiger cub or cuddle a koala? I always imagined doing these things whenever I thought about volunteering at Riverbanks Zoo. The gorillas are formidable, but sharing a handshake with one might be possible. Maybe I could scrub down an elephant, very carefully of course. While my imagination ran wild, I knew in my heart that the Zoo probably wanted its volunteers to help with routine tasks so the keepers would be free to work with the animals. And when I ventured into reality, I also knew that these were wild animals requiring the expert care of their keepers, not pets to be snuggled and pampered. Yet, I would never know how close I could get to these fascinating creatures unless I volunteered.

As Volunteer Services Coordinator Merry Cobb and I reviewed my application, and visions of petting a lion danced in my head, we eliminated several possibilities, most of them involving children. I love children; they're wonderful. I'm just not very patient anymore, and children deserve people who are. Finally, we arrived at two possibilities—small mammals, which included meerkats and gorillas on a weekday morning, and the

Aquarium on Sunday mornings. No contest there! Small mammals equal cute and cuddly, and I might even be able to wave to a gorilla occasionally. The Aquarium, on the other hand, was short a staff member and could use help cleaning the viewing windows and preparing food. Hmmmm... I do like to help people out, but those mammals... Merry assured me she would be in touch as soon as she set up interviews with key staff in both areas, and I left the interview certain that my future would lie in the small mammal area.

I am retired, and I savor reading the Sunday newspaper while I watch *CBS Sunday Morning*. Window washing and cutting up mackerel did not fit well with this cherished routine. Yet, I found myself thinking about the Aquarium. There is no rush hour traffic on Sunday mornings. Also, the job begins at 8:30am, whereas the one with small mammals starts at 8:00am, and I am not keen about the early morning. Then I realized the Aquarium is climate controlled, and that was a big plus. Hmmmm ...

Merry called a few days later to tell me an interview had been arranged with the Aquarium staff, but she was



still trying to set one up with staff in the small mammal area. With mixed feelings, I went to my interview at the Aquarium. Let's face it, fish may be cute—colorful and exotic is probably a better description—but they definitely are not cuddly! However, the Aquarium staff did find me better grounded in reality when we met. I knew I would be most helpful by doing those jobs that any layperson could perform so that staff would be free to manage the more technical aspects of their work, and “technical” should be in capital letters when applied to the Aquarium!

I was astounded by the depth and breadth of the staff's knowledge about freshwater and marine life. Their grasp of the particulars about each of the beautiful creatures under their care, and their deep commitment to them, was apparent as we toured the public areas. Behind all those impressive exhibits is what can only be described as an “industrial complex” to support them. Before I knew it, I had agreed to start the next Sunday morning, washing windows and preparing food, and being a small part of an amazing group of staff. I could tape my favorite Sunday morning TV show and read the paper later.

Armed with a bucket of water, a cloth baby diaper and a squeegee, I began what has become a wonderful adventure for me. Jennifer Rawlings, the senior aquarist who supervises my work with incredible patience, assured me I would get to know the habits of the aquatic life under the staff's care. Habits? Fish are just fish. They swim, they eat, and if conditions are right, they may even breed. What is there to know? A great deal, it turns out, because fish are not so simple after all. They are territorial creatures, and they have distinct personalities: some are placid, others are curious; some like to be petted by the divers, and still others are aggressive. When new acquisitions are put on display, they often hide. Hence, the giant Pacific octopus who spent several weeks rarely leaving the lower left corner of the exhibit, yet in the early morning quiet would venture forth to explore his new environment. As soon as my shadow crossed the window, he would slide back into the corner; now he stretches his tentacles wide, confidently embracing his habitat.

One morning, I noted a starfish on its back in the leopard shark exhibit. The California sheepshead wrasse likes to rest against a particular rock, but the starfish



made the mistake of venturing into his territory and, as a result, was flipped over on his back for his trouble! Starfish can turn themselves right-side up, so there was no need to rescue it, but the wrasse has a habit of harassing the starfish if it can't find anything better to do. Staff will drop crab claws frozen in ice into the exhibit to draw the wrasse's attention; it's called enrichment, but it also serves to give the starfish a break!

The thornside catfish is one of my favorites. He lives in the Tropical Rain Forest gallery and spends most of his time suspended quietly in the water. When I first met him, he was resting on the sand at the bottom of the



exhibit. I reported this to Jennifer, who assured me his behavior was normal. After that, I would find him suspended in the water looking out at me as I cleaned his viewing window. He has a face only a mother could love, and a grace and dignity I find endearing. But do not be misled. He also has a mischievous streak. He has been known to move the rocks that conceal the water filter to the other side of his habitat, and then move sand over to replace the rocks, clogging the filter. When divers have gone in to clean the filter and replace the rocks, he has gotten agitated that his handiwork is being disturbed. He is a fish with an attitude, but so likable that I talk to him.

The piranhas, who live next door to the thornside catfish, have a reputation for being ferocious. Yet, when I wash their window, they race away from me. Their aggressiveness seems to be defensive. A prime example of this was when one chewed two large holes in a net in about 30 seconds when Jennifer captured him for a brief examination.

The yellow tail snappers, the permit and the lookdown are in the striking exhibit with the vivid blue background and white substrate. They seem to capture the sunlight with their silvery color and reflect it back on us. They are so bright and shiny, they make me smile.

Every week is a new experience. An exhibit is opened, or a new species arrives and is in quarantine in one of the holding areas in the back—that is how I first encountered the giant Japanese spider crabs. The challenge was keeping their water a cold 57 degrees, which we accomplished using a portable chiller, until



they could go on display. In the spring, staff discovered eggs in the chambered nautilus exhibit. It takes 12 to 14 months to know if they will hatch, so we waited. At the same time, the mouths of several species of fish were filled with eggs, and the tummies of the pot-bellied seahorses were bulging with young. A beautiful bright yellow frogfish recently went on display, but he reflects the challenge of many species that arrive at the Aquarium. In quarantine, he was eating well, but when he went on display, he would only eat live food. He needed more variety in his diet to stay healthy, so he went back in quarantine while the staff worked with him. His replacement was more subdued in his coloration, but no less beautiful or unusual in his appearance.

My biggest challenge has been learning to prepare food, and I am still learning. When I began, Jennifer patiently walked me through preparing different combinations of food for almost 30 separate containers. She assured me that I would figure it out soon, but I did not share her confidence, and I was no help if she had to supervise me every week. I needed a “cheat sheet.” It took a couple of weeks to work out the details, but finally I could proceed with some independence while she focused on more technical tasks.

Shortly after developing my “cheat sheet,” I arrived at the Aquarium to find Jennifer lowering a net into one of the large coral reef exhibits to capture an ailing fish. I realized as I left that day that she and the vet had been able to spend the morning treating the fish, while I prepared the food. I finally had the tools to be a helpful presence. The fish is healthy and back in his habitat, and almost a year later, I still refer to my “cheat sheet.”

My food preparation is still not perfect—I recently learned that all gray fish are not mackerel, some of them are herring. Cutting the gel food into small, medium and large sizes is also challenging. At first, my large was too large. Now I have come to equate the codes for each food container with the actual fish in the exhibits. I can visualize small, medium and large mouths, and it helps; but I am still not there quite yet. As new acquisitions arrive and go on display, the food amounts and combinations change. Though the diets are never static, I also know I can never prepare too much small gel, as we have many little mouths to feed.

The biggest surprise in this adventure has been observing the technical requirements for sustaining the operation of the Aquarium. Staff must embrace chemistry, hydrology, engineering, biology, medical and behavioral assessment, ecology, nutrition and reproductive science—and that’s only a partial list of knowledge areas required to maintain the many species housed at the Aquarium.

The infrastructure behind the exhibits can be intimidating. Huge pipes snake throughout the building with valves and pumps and vats for mixing water, and dials and meters and hoses and floor grates and filters and towers and . . . Then there are the chemicals, water testing equipment, nutritional supplements, medications and . . . Then there is the “culture room” where food algae is produced and brine shrimp are hatched, and an

area where endangered species are bred; there are water scrubbers and equipment to breed beneficial bacteria and breathing apparatus for the divers and, and, and . . .

My Sundays have changed. I arrive at the “back gate” at about 8:20am and sign in on the volunteer roster. As I walk to the Aquarium Reptile Complex, I might hear the siamangs whoop, or the growl of a big cat may roll over the park. Birds are always chattering—ours and those that naturally inhabit the outdoors, and often the flamingos are fussing loudly at one another. Yet it is a quiet that is signified only by the absence of the public.

The Aquarium has a genuine quiet in the early morning that is almost meditative. Washing the viewing windows and examining each exhibit seems to enhance it. I feel as though I get my own private showing every Sunday morning: the moon jellies undulate in an eerie blue light; the Volitan’s lion fish gracefully fan their elaborate fins as they follow the cleaning cloth moving across the window; the two yellow-headed jawfish, each of which has made a small burrow in the substrate, hover in the openings, darting in and out as prospective morsels of food float by.

I smile as I clean hundreds of tiny fingerprints from the windows, picturing the enchanted expressions on the faces of children as they gaze at our colorful and exotic creatures in wide-eyed awe. When I leave around 11:30am, I pass children pressed up against the windows, pointing, exclaiming and laughing.

I have developed a profound respect for the range of complex responsibilities the Aquarium staff carries, and a deep appreciation for the opportunity to learn so much about the very special creatures who reside with us. Sharpening knives, folding towels, replacing a trash bag or a roll of paper towels, washing food containers or preparing food are all simple, routine chores, but I get to do them in an environment in which there is so much to learn and staff are eager to share what they know. For a brief period, the staff can focus on more challenging responsibilities, uninterrupted by minutia, and the rewards for me have been incalculable. The residents of our Aquarium aren’t cuddly, but they have become a source of many “warm fuzzies.” So, yes, I do windows... and I love it!

*All photos of fish and aquarium are courtesy of:  
Richard W. Rokes*



# EXPLORE ★ LEARN ★ ENJOY

## Discover Your NEW Members' Night Series It's Free, After-hours, and For Members Only

Thanks to nearly 800 enthusiastic responses to our recent member event survey, we are pleased to introduce your new Members' Night Series...

- ★ Two hours to stroll the park
- ★ Four summer evenings
- ★ Four diverse themes
- ★ Free food samples provided by Riverbanks Catering
- ★ Free for members only (no guests please)

Come one evening or all four. The choice is yours, but registration is required.\* While most exhibits will be closed so the animals can get their rest for the next day, a few will be out and about to join in the fun!

Gates will open at 6:30pm and close at 8:30pm on the following nights:

### June 8 ★ What's It Like to Be an Animal?

Immerse yourself in a zoo animal's world.... Step inside the elephant barn, then out onto the yard—and find out what it really means to be enormous. Sample the colossal flavor of a Moroccan chicken bite before moving on. Participate in an informal keeper talk and mini-tour at the Birdhouse while the penguins waddle and plunge for food. Imagine life as a penguin when you chill down with a free snow cone. Wander over to the alligator exhibit and learn what it takes to train and feed this large reptile. While you're in the vicinity, get a taste of what it's like to live in the bayou with a nibble of Cajun crawfish mousse.

### June 22 ★ Narrated Tram Tour of the Zoo

Climb aboard the tram for an unusual ride along the Zoo's back roads—and some well-traveled paths—while learning some fun and fascinating facts from our seasoned staff (limited seating available). Round out the evening with a leisurely stroll and "discover enrichment" as the lions, tigers and bears stay cool with ice blocks.

### July 13 ★ In the Club Kids' Carnival

It's kids' night for members! Enjoy free carousel rides, popcorn and a movie, costumed characters, temporary tattoos and more! Be sure to stop by the Education Center for a live animal encounter.

### Date TBD ★ Concert Night in the Garden

Relax with a friend, listen to live music and enjoy the sunset at Riverbanks Botanical Garden. Top off the evening with a picnic basket prepared by Riverbanks Catering, or bring your own.

\*Register online at [www.riverbanks.org](http://www.riverbanks.org) or send your name, phone number, member ID number, number in party and the date(s) you plan to attend to  
Riverbanks Society MNO, PO Box 1060, Columbia, SC 29202-1060.  
We hope you will join us!





# RIVERBANKS' NEW CHEF HAS INTERNATIONAL FLAVOR



Chef Marcus Coleman spent nearly his entire childhood growing up overseas and it shows in the international flair he adds to his cooking.

A graduate of the University of Munich in Germany, Chef Marcus returned to the United States in 1992 where he took a position as a line cook at The Crab House in Miami, Florida. In 1998, he joined ARAMARK where he first went to work for Florida Power & Light, a Fortune 500 company, as their executive chef responsible for business dining.

While in Miami, Chef Marcus studied at the Art Institute of Ft. Lauderdale, a culinary arts school that has been repeatedly honored by the American Culinary Federation for its distinguished alumni and extraordinary teachers.

After eight years with ARAMARK, the company made Chef Marcus an offer he couldn't refuse. Move his family from the Sunshine State to the Palmetto State and take on a new position as the executive chef of Riverbanks Zoo and Garden.

Chef Marcus, his wife, Carra, and three kids moved to Columbia in November 2005 and are enjoying Columbia's relaxed way of life. The couple bought a home off Garner's Ferry and Coleman's finally got his kitchen at home in almost as good a shape as his kitchen at work. What are the important elements to any kitchen? He'll tell you, "Good knives and good pans. And plenty of wine."

As a child, Chef Marcus didn't think anything about the fact that he'd always liked to cook. But it was as he was going through school that he started to notice all of his part-time jobs had been in the restaurant industry. He earned a degree in computer science before he realized that he was more interested in soufflés than software.

Today, Chef Marcus still enjoys working with computers as a hobby along with martial arts, and of course, cooking. Despite it being his day job, he cooks a lot at home. "My wife loves simple foods—my vegetable stir fry with lo mein and a little hoisen sauce." His kids, Caleb and Marcus, are predictable, "They like homemade Sicilian pizza. I guess even kids with dads who are chefs still just like pizza."

His family may like the simple life, but at Riverbanks, Chef Marcus is stirring things up. He recently debuted his new signature dessert, the Eiffel Tartlett. If the name doesn't already say it all, it's made with pastry dough cups dipped in chocolate, filled with crème and topped with fresh fruit glazed in sugar. All this is glazed in a lemon juice and sugar mixture with a kiwi drizzle over top.

Chef Marcus prides himself on designing specific menus for particular parties or events. He loves the opportunity to meet with customers and let their enthusiasm for their events inspire a one-of-a-kind menu.


# IN THE KITCHEN WITH CHEF MARCUS

In each issue of *Riverbanks*, we'll be sharing one of Chef Marcus' tried and true culinary delights. These items are great to make at home or might be something to consider asking him to incorporate into the menu at your next Riverbanks function.

## Fried Green Tomatoes with Cream, Bacon and Cilantro

3 slices of bacon  
4 medium green tomatoes (unripe)  
5 ounce log of chevre (chablis) – Goat Cheese  
1 cup fine ground cornmeal  
salt and pepper to taste  
1/2 cup heavy cream  
1/4 cup chopped fresh cilantro

Fry the bacon in heavy skillet until it is golden brown. Transfer it to absorbent paper. Cut and discard the stem and blossom ends of the tomatoes and cut each tomato into 1/2" thick slices. Let the sliced tomatoes rest on absorbent paper or a tea towel. Slice the goat cheese into thin rounds and set it aside. Mix together the cornmeal, salt and pepper and dredge each slice of tomato in the mixture. Drain off all but 4 tablespoons of bacon fat and fry tomatoes in the fat over medium heat until the cornmeal browns, about 1 1/2 minutes on each side. After turning once, top each slice of tomato with a round of goat cheese and place the pan in a 300 degree oven. Crumble the bacon. After 5 minutes, remove the tomatoes from the oven and transfer them to a warmed serving plate. Working quickly, pour the cream into the frying pan, place it over medium heat, and swirl the pan until the cream is hot but not boiling. Taste and season with a pinch of kosher salt and a few turns of black pepper. Strain the sauce directly onto the platter of tomatoes. Sprinkle the cilantro and crumbled bacon over the surface and serve immediately.



**Stop by Kenya Café or Ndoki Pizza for a bite to eat  
on your next visit to Riverbanks.**

**Check out The Elephant's Trunk Gift Shop. We have an enormous  
selection of shirts, souvenirs and more!**



*The buzz is out there. People in the know, know. Riverbanks is introducing a brand new event this year, and it's going to be beer... err, big.*



**BREW AT THE ZOO**  
Where The Long Necks Are

**Saturday, August 5 – 7pm to 9:30pm**

Live bands, beer battered food, and did we mention beer?

Tickets go on sale June 1

803.779.8717 • [www.riverbanks.org](http://www.riverbanks.org)

★ THE SOUTH ★

Free Times Columbia's Free Weekly



# RIVERBANKS ADVENTURES

## Riverbanks Summer Camp – There's one just for you!

### **Sprout Camp (Ages 3-4 with parent)**

Sprout Camp 2006 is designed for the curious and imaginative 3 - or 4 - year-old in the company of a parent. This 3 - day camp explores the habitats and critters in your backyard and guides children through the joy of gardening. On Wednesday, kids get a chance to discover the garden from an insect's perspective, as we "pollinate" flowers and go on a bug hunt. Thursday is all about nest builders, and camp culminates on Friday with a closer look at a reptile's role in the garden. Campers will dig up all kinds of fascinating facts about the life that abounds in their very own backyards. Each day consists of hands - on activities that capture the imagination through crafts, games, garden strolls, stories and more! Sprout Camp is a wonderful way for parents and children to experience the fun of the garden together. The same program is repeated throughout the summer, so campers should sign up for one week only.

#### **When is Sprout Camp?**

Sprout Camp meets in Riverbanks Botanical Garden on Wednesday, Thursday and Friday from 9:30am until 11:30am. There are eight weeks to choose from during the summer.

#### **How much does Sprout Camp cost?**

The cost for a one-week session of Sprout Camp is \$80 for Riverbanks Society members and \$130 for nonmembers.

### **KinderCamp (Age 5)**

KinderCamp 2006 is a special camp for 5 - year - olds that's packed with educational and fun experiences for all! Kids at KinderCamp will learn all about the life cycles of animals. From egg to chick to rooster, campers will learn the life cycles of a different animal group each day, exploring mammals, birds, reptiles, amphibians, fish and insects. Every day will be filled with hands - on activities, exciting Zoo walkabouts, scavenger hunts, arts & crafts, and games galore! KinderCamp 2006 is the best camp around for young learners and animal lovers! Come join us this summer at Riverbanks Zoo for an unforgettable experience. The same program is repeated throughout the summer, so campers should sign up for one week only.

#### **When is KinderCamp?**

KinderCamp runs for eight one-week sessions through the summer (see enrollment form for session dates). Camp begins at 8:30am each day and ends at noon.

#### **What does my child need to bring each day?**

We ask that your child bring a snack and a filled water bottle to camp each day.

#### **How much does KinderCamp cost?**

The cost for a one-week session of KinderCamp is \$100 for Riverbanks Society members and \$150 for nonmembers.

### **Wild Weeks (Ages 6-11)**

Wild Weeks 2006 is one of the most unique and exciting summer camps in Columbia. Each week children learn about the fascinating wildlife at Riverbanks and beyond through crafts, games, keeper talks and live animal encounters. Campers are grouped according to their age, ensuring developmentally appropriate activities. The program for 6 - and 7 - year - olds will focus on the "Wild World" in which we live. Campers will learn all about animal homes and habitats found throughout the world. We will explore why habitats and homes are important to all plants and animals found on Earth. "Here Today, Gone Tomorrow" allows children ages 8-9 to discover the

threatened and endangered plants and animals of this world, as well as the magnificent extinct creatures that were once here. Campers will learn about endangered animals around the world and in South Carolina. They will also learn what they can do to help make a difference. Mushrooms, beetles, leaves, mice, carrion and nectar are on the menu this summer for "What's for Dinner?" Campers ages 10-11 will explore the world of consumers, learning about carnivores, herbivores, omnivores, scavengers and decomposers. The same program is repeated throughout the summer, so campers should only sign up for one week.

#### **When is Wild Weeks?**

Wild Weeks runs for eight one-week sessions throughout the summer (see enrollment form for session dates). Camp begins each day at 8:30am and ends at 3pm.

#### **Extended Stay & Play Option**

For those parents who cannot pick up their children at the regular 3pm time, an extended day option is available Monday-Thursday until 5pm. **\*Note that on Friday all children must be picked up at the regular 3pm dismissal time.** This option can be selected for an additional \$40 per child for the week.

#### **What does my child need to bring each day?**

We ask that your child bring lunch, a snack and a filled water bottle to camp each day. Please note that lunches cannot be refrigerated.

#### **How much does Wild Weeks cost?**

The cost for a one-week session of Wild Weeks is \$160 for Riverbanks Society members and \$210 for nonmembers.

### **Adventure Camp (Ages 12-14)**

Riverbanks' Adventure Camp 2006 is one of the most exciting and diverse camps in Columbia. Campers ages 12 - 14 will become kids for the environment during our week-long conservation camp. Participants will learn about local and global conservation issues as well as travel to some area centers to learn what they can do to help. At the Zoo, campers will focus on issues that our animals face and provide some enrichment for them. We will end the week with a "bang" at Saluda Shoals! In addition, campers will take part in crafts, games, tours and live animal encounters. The same program is repeated throughout the summer, so campers should only sign up for one week. Space is limited so get your form mailed in soon!

#### **When is Adventure Camp?**

Adventure Camp runs for eight one-week sessions throughout the summer (see enrollment form for session dates). Camp begins each day at 8:30am and ends at 3pm.

#### **Extended Stay & Play Option**

For those parents who cannot pick up their children at the regular 3pm time, an extended day option is available Monday-Thursday until 5pm. **\*Note that on Friday all children must be picked up at the regular 3pm dismissal time.** This option can be selected for an additional \$40 per child for the week.

#### **What does my child need to bring each day?**

We ask that your child bring lunch, a snack and a filled water bottle to camp each day. Please note that lunches will not be refrigerated.

#### **How much does Adventure Camp cost?**

The cost for a one-week session of Adventure Camp is \$230 for Riverbanks Society members and \$280 for nonmembers.



MAY						
SUN	MON	TUE	WED	THU	FRI	SAT
						Scout Saturday 10am Roses
	1	2	3	4	5	6
			10am Cocoons and Pouches (3-4 years old)		10am Mother's Day (2 years old) 12pm Mother's Day (3-4 years old)	10am Mother's Day (2-4 years old) 10am Floral Arranging (16 years & up)
7	8	9	10	11	12	13
			10am Cocoons and Pouches (3-4 years old)		10am Edible Animals (2 years old) 12pm Edible Animals (3-4 years old)	8:30-10am Pony Care 101 (7-12 years old) 10am Edible Animals (5-6 years old) 10am Building a Rock Garden
14	15	16	17	18	19	20
						10am Making Wine at Home
21	22	23	24	25	26	27
28	29	30	31			

JUNE						
SUN	MON	TUE	WED	THU	FRI	SAT
						10am Sand-cast Leaf Art: Session 1
				1	2	3
		12:30pm Exploring Shapes in Nature (2 year olds) 5pm Sand-cast Leaf Art: Session 2		12:30pm Exploring Shapes in Nature (3-4 years old)		
4	5	6	7	8	9	10
		12:30pm Camouflage (2 year olds)		12:30pm Camouflage (3-4 years old) 7pm The Language of Flowers: A Cultural History		10am Sand-cast Leaf Art: Session 3
11	12	13	14	15	16	17
		12:30pm Shape Books (2 year olds)		12:30pm Shape Books (3-4 years old)		10am The Language of Flowers: Writing in the Garden
18	19	20	21	22	23	24
		12:30pm Shapes in Nature Celebration (2 year olds)		12:30pm Shapes in Nature Celebration (3-4 years old)		
25	26	27	28	29	30	



Zoo programs  
are printed in **Black**  
Garden programs  
are printed in **Green**



JULY						
SUN	MON	TUE	WED	THU	FRI	SAT
						1
		12:30pm Seeing is Believing (2 year olds)		12:30pm Seeing is Believing (3-4 years old) 10am Silly Reflections: Children's Writing Workshop (10-14 years old)		
2	3	4	5	6	7	8
		12:30pm What Big Ears You Have! (2 year olds)		12:30pm What Big Ears You Have! (3-4 years old)		10am Beyond Eden: Spiritual Writing in the Garden (18 years & up)
9	10	11	12	13	14	15
		12:30pm The Nose Knows (2 year olds)		12:30pm The Nose Knows (3-4 years old)		
16	17	18	19	20	21	22
		12:30pm A Tasty Treat (2 year olds)		12:30pm A Tasty Treat (3-4 years old)		
23	24	25	26	27	28	29

## Class Registration

- Preregistration is required for all activities.
- Please complete the registration form.
- No registrations will be accepted by phone.
- Register early. Space is limited.
- Upon receipt of registration and payment, a confirmation will be mailed.
- If an activity is filled, your check will be returned.

## Cancellations and Refunds


- Written cancellation must be received at least two weeks before the scheduled program date in order to receive a refund or reschedule your reservation.
- No refunds will be issued for cancellations made less than two weeks before the program date.
- Riverbanks reserves the right to cancel or reschedule any activity.
- A full refund will be issued if Riverbanks cancels any activity.

## Important Information for ALL Camps:

- Sign In/Sign Out** - Parents or guardians will have to sign in/out when students arrive and leave (absolutely no exceptions).
- Security** - Students will not be released to anyone other than the parents or guardian unless special prior arrangements have been made (absolutely no exceptions).
- Cancellations** - Cancellations must be made no later than May 26, 2006, to receive a full refund (minus a \$30 processing fee). No refunds will be made for cancellations received after May 26.
- Drop Off/Pick Up** - Morning drop off-8:20-8:45am. KinderCamp pick up 12:00-12:20pm; Wild Weeks & Adventure Camp pick up 3:00-3:20pm; and Extended Stay pick up 5:00-5:20pm.
- Late Pick Up Fee** - There will be a LATE PICKUP charge of \$10 for EVERY 5 minutes you are late picking up your child. (After 12:20pm for KinderCamp, 3:20pm for Wild Weeks & Adventure Camp, and 5:20pm for Extended Stay).
- Registration is by mail and online only!

## Garden Education Programs

Registration form is located inside.



### Roses

May 6, 10am-noon

Roses are the flowers of love, yet many gardeners hate them. They don't have to be so difficult to grow, if you learn about the hardiest varieties and the best way to care for them. It is possible to have the beauty and sweet fragrance of roses without a lot of fuss!

**Floral Arranging** (16 years and up)

May 13, 10am-noon

Moms can treat themselves this Mother's Day with the joyful experience of floral arranging. Participants will find out how to make basic table top arrangements with flowers from the garden, as well as bouquets and boutonnieres for special occasions. Everyone will make something to take home.

\$15 members, \$21 nonmembers

### Building a Rock Garden

May 20, 10am-noon

Rock gardens can be an effective way to landscape your home and create a low maintenance, yet attractive garden, despite poor soil, drought conditions or sloping terrain. These gardens mimic the rocky slopes of a rougher climate by strategically combining rocks with succulent or drought resistant plants. There are a wide variety of plants that will do well in this situation, including many flowering perennials.

\$15 members, \$21 nonmembers



### Making Wine at Home

May 27, 10am-noon

It is possible to make different varieties of wine at home. Dr. Fred Medway will cover the fundamentals of producing wine at home, including how to do it, where to buy the supplies and labeling the bottles. This homemade brew makes a wonderful gift to be enjoyed by all!

\$15 members, \$21 nonmembers



*Sand-cast lotus leaf,  
Riverbanks bog garden*

### Sand-Cast Leaf Art

June 3, 10am-noon

June 6, 5pm-6pm

June 17, 10am-noon

After this one-of-a-kind workshop, everyone will take home garden art to treasure forever. By using

leaves from the Garden, we will imprint them on wet concrete and mold them into the shape you desire. The cast leaves will later be primed to perfection and painted and sealed for use. The workshop is held in three sessions over the course of two weeks to allow for curing and drying. These leaf castings are permanent and can be used as birdfeeders, bird baths, ornamental platters, decoration for the garden and more. This do-it-yourself project makes a unique, permanent gift from the garden. All materials will be provided.

\$35 members, \$41 nonmembers



### The Language of Flowers: A Cultural History

June 15, 7pm-9pm

From a story about harem girls and a book of decorating tips for housewives to a secret code for love letters and a growing American market in postcards, the language of flowers has a rich and fascinating cultural history. Join us for a lecture and slide show about the history of flower language, presented by Dr. Ed Madden, associate professor of English at the University of South Carolina, as well as the poet in residence for Riverbanks Garden.

Jim Martin, vice-president of Brookgreen Gardens, will also present the florist's angle of this "language" as he creates bouquets with meanings embedded in the chosen flowers.

\$15 members, \$21 nonmembers



### The Language of Flowers: Writing in the Garden

June 24, 10am-noon

An exploration of the Garden through the senses, this writing workshop led by USC professor Dr. Ed Madden, will lead you through the meanings of flowers and how they inspire us. Participants will be guided through a series of writing activities in the Garden.

\$15 members, \$21 nonmembers

### Silly Reflections: A Children's Writing Workshop

(10-14 years old)

July 6, 10am-11:30am

The Garden is full of inspiration for children with plants like Flying Dragon, Turtlehead, and Mermaid Rose, to name a few. Riverbanks poet Dr. Ed Madden will lead a creative writing workshop for young writers. Class is limited to 10 participants.

\$10 members, \$16 nonmembers

### Beyond Eden: Spiritual Writing in the Garden

(18 years and up)

July 15, 10am-noon

As meditative spaces and metaphor, gardens have long been central to spiritual reflection. Explore the possibilities of spiritual writing with poet Dr. Ed Madden.

\$15 member, \$21 nonmember



## ZOOventure Programs

All Zoo classes are \$7 for members and \$13 for nonmembers unless otherwise noted in description.



### Cocoons and Pouches (3-4 years old)

Spring is the perfect time to learn about the amazing animals that emerge from cocoons.

### Edible Animals (2-6 years old)

Join us for this class where we create and decorate animal-themed cookies. Rest assured, there will be plenty to take home!

### Mother's Day at the Zoo (2-4 years old)


Learn about amazing animal mothers and create a present to give to your mom.

## Summer Adventure Series

Take a break from the heat and join us for fun and educational toddler programs. Classes meet four times a month on Tuesdays or Thursdays and last approximately 45 minutes. Children will have a chance to meet new friends, see animals up close, create art to take home and relax with storytime. Please note that there is one price for all four classes.

Choose Tuesdays if your child is (2 years old), or Thursdays if he/she is (3-4 years old).

\*Series: \$28/members, \$52/nonmembers



### June Classes:

## Shapes in Nature Series

### Exploring Shapes In Nature

Go on a shape hunt around the Zoo.

### Animal Camouflage

Learn all about animal patterns.

### Shape Books

Create a shape book to take home.

### Shapes in Nature Celebration

We will end our Shapes in Nature study with a special party.

### July Classes:

## Five Senses Series

### Seeing Is Believing

Learn about animals that have amazing eye sight.

### What Big Ears You Have

Find out why hearing is so important for survival.

### The Nose Knows

Discover how animals find food using scent.

### A Tasty Treat

We will end our Five Senses study with a special party that is sure to please.



# SUMMER AT RIVERBANKS

## 2006 Summer Camp Enrollment Form

*Please submit 1 form for each child.*

### STEP 1 – SELECT YOUR PROGRAM

☐ Sprout Camp (3-4 years old)    ☐ KinderCamp (5 years old)    ☐ Wild Weeks (6-11 years old)    ☐ Adventure Camp (12-14 years old)

### STEP 2 – INFORMATION

Child's Name: \_\_\_\_\_ Age: \_\_\_\_\_ Parent's Name: \_\_\_\_\_

Street Address: \_\_\_\_\_ City: \_\_\_\_\_ State: \_\_\_\_\_ Zip: \_\_\_\_\_

Member #: \_\_\_\_\_ Email: \_\_\_\_\_ Phone # (h): \_\_\_\_\_ Work/Cell #: \_\_\_\_\_

T-shirt Size (circle one)    Child S (6-8)    Child M (10-12)    Child L (14-16)    Adult M    Adult L    Adult XL

**PLEASE NOTE:** T-shirts MUST be worn every day of camp. Each child receives one complimentary T-shirt. Additional shirts can be ordered for \$12 each.

### STEP 3 – SELECT YOUR ENROLLMENT WEEK

Please indicate your choice of week in order of preference (1st, 2nd, 3rd)

Week #1 (June 5-9) \_\_\_\_\_ Week #2 (June 12-16) \_\_\_\_\_ Week #3 (June 19-23) \_\_\_\_\_ Week #4 (June 26-30) \_\_\_\_\_

Week #5 (July 10-14) \_\_\_\_\_ Week #6 (July 17-21) \_\_\_\_\_ Week #7 (July 24-28) \_\_\_\_\_ Week #8 (July 31-Aug 4) \_\_\_\_\_

### STEP 4 – CALCULATE YOUR ENROLLMENT FEE

	Member Fees	Nonmember Fees	Fees
• <b>Sprout Camp</b>	\$80 per week	\$130 per week	\$
• <b>KinderCamp</b>	\$100 per week	\$150 per week	\$
• <b>Wild Weeks</b>	\$160 per week	\$210 per week	\$
• <b>Adventure Camp</b>	\$230 per week	\$280 per week	\$
• <b>Extended Stay and Play Option</b>	\$40 per week ( <i>Wild Weeks and Adventure Camp</i> )		Late pick-up 5-5:15pm Monday–Thursday
\$	• <b>Extra T-shirts</b>		# of additional shirts _____ X


### STEP 5 – PLEASE READ THE FOLLOWING

- Registration is by mail or by secure online form only: [www.riverbanks.org](http://www.riverbanks.org)
- Full payment **MUST** accompany registration.
- If you are requesting the same week as other families (carpooling, etc.) please send all registrations back together in the **SAME** envelope.
- Written cancellations **MUST** be received no later than Friday, May 26, to receive a refund (minus a \$30 processing fee).
- Make checks payable to **Riverbanks Zoo and Garden**.

### STEP 6 – SEND FORM AND FULL PAYMENT TO:

Riverbanks Education Department Attn: Summer Camp  
PO Box 1060 - Columbia, SC 29202-1060

Applications are also available on our Web site: [www.riverbanks.org](http://www.riverbanks.org)

 **Photo Release** – Throughout camp, photos of various activities may be taken. By registering, you agree to allow photographs to be taken of your child for the purpose of promoting future camp activities at Riverbanks Zoo & Garden.

## PROGRAM REGISTRATION FORM

Participant's Name: \_\_\_\_\_ Age: \_\_\_\_\_ Parent/Registrant's Name: \_\_\_\_\_

Street Address: \_\_\_\_\_ City: \_\_\_\_\_ State: \_\_\_\_\_ Zip: \_\_\_\_\_

Member #: \_\_\_\_\_ Email: \_\_\_\_\_ Phone # (h): \_\_\_\_\_ Work/Cell #: \_\_\_\_\_

Please make checks payable to Riverbanks Zoo & Garden. Mail completed form and payment to:  
Riverbanks Zoo & Garden  
Attn: Education Department  
PO Box 1060  
Columbia, SC 29202-1060

Program(s)	Date	Time	Fee

Program(s)	Date	Time	Fee

# MOLE RATS BURROW IN



Riverbanks Zoo & Garden staff met a Delta Airlines plane in late April at Columbia Metropolitan Airport to pick up 10 very small passengers — Damaraland mole rats that flew 1,000 miles from Texas' Houston Zoo.

"These are very socially organized animals that are fascinating to watch," said John Davis, Riverbanks' curator of mammals. "They identify chambers to use for separate purposes — feeding, nesting, sleeping and even one for a latrine and then work together to set up their burrow accordingly."

Damaraland mole rats, native to the Damara province in southern Africa and a close cousin of the naked mole rats that have gained notoriety on Nickelodeon's kids television show *Kim Possible*, live in social arrangements much like ants or bees. A queen mates with one or possibly two males, producing litters of worker offspring that do not breed. Riverbanks' colony was put together by Houston Zoo and consists of seven siblings born on June 24, 2005, and three other mole rats with close birthdays.

"At this point, we don't have a queen so we won't be breeding more mole rats. This is a new species to Riverbanks and we're actually only the sixth zoo in the nation to hold the species. For now, the colony is designed to be educational and interactive for our guests," Davis said.

Mole rats are community diggers, using their front incisors, which are on the exterior of their faces to cooperatively dig. One mole passes dirt to the mole behind him until it eventually makes its way to the back of the line. Riverbanks' mole rats are making their burrow in a system of see-through tunnels and chambers visible from the lobby of the Zoo's Education Center.

"Riverbanks staff members are having a hard time pulling themselves away from the exhibit because these guys are always doing something different. You can figure out a lot about their social system by watching them interact and work," said Davis.

The mole rats are already on exhibit full-time and visible during normal Zoo hours.



# *Sharing the Language of Flowers*



**By – Melodie Scott-Leach, Director of Horticulture**

The written word is a powerful motivator. Do books make you cry (or laugh)? Have you ever been fired up over an editorial in the newspaper? Was your entire home decorating scheme ever derived from a single word? If you can say yes to any of these, then you were inspired by words.

Each year in the Botanical Garden, a theme is chosen to guide the staff in their plantings and creative processes. Themes in the recent past have included folk art and “hot” plants.

This year the horticulture staff dug deep and asked, “What inspires us when we plant a garden?” Thoughts reverberated inside each of us; we could all name a word, book or phrase that compelled us to grow and change as a result of being in a garden. The following Chinese proverb was a motivator for me, “If you want to be happy for a week, take a spouse; if you want to be happy for a month, kill a pig; if you want to be happy for life, make a garden.” These words helped me reconnect with what makes me happy—planting and caring for plants.

Words, phrases, paragraphs, poems and books continually influence our thoughts. Yet inspiration is a two-way street. We can be motivated by words, and a garden can also inspire us to put pen to paper.

In Victorian England, the flower-word connection blossomed into a craze. Books were written relating meanings to flowers, and people used those flowers to communicate with each other. Lovers and friends even found they could arrange trysts or meetings through flower arrangements. Today Riverbanks is caught up in a modern equivalent of this fad.

Next time you visit the Botanical Garden, you will see the language of flowers expressed several ways to engage our visitors. In the lower annual beds, for example, four gardeners were given a poem to interpret through garden design. The beds differ not only in plant content, but also in the words and phrases that were chosen to influence them. The upper annual beds, and really the entire Garden, also have been laid out to inspire each visitor to seek his or her own inspiration.

Visitors can take a “flower meaning” scavenger hunt in the Garden or attend an evening lecture on the flower language craze and learn how flower arranging relates to this today. The Garden will also host writing workshops throughout the summer with local poet, Ed Madden, who will show participants how to unleash the inner self.

In addition, the Botanical Garden is sponsoring a poetry contest this season. Come to the Garden, and

lose yourself in the sounds, colors and textures—and even other visitors. Then compose some prose and submit your poetry in person at the Garden Visitors Center or online at [www.riverbanks.org](http://www.riverbanks.org). A winner will be chosen by poetry professionals and published in *Riverbanks* magazine.

When strolling through the Garden for your own inspiration, be on the lookout for some original poems submitted by local garden-inspired poets. Whatever your motivation, please join us... We have a season of garden gossip planned.

## *An Evening of Flower Language*

Let the flowers speak to you on June 15. Riverbanks has a blockbuster, dual lecture planned. From a story about harem girls and a book of decorating tips for housewives to a secret code for love letters and a growing American market in postcards, the language of flowers has a rich and fascinating cultural history.

Join us for a lecture and slide show about the history

of flower language, presented by Dr. Ed Madden. Madden, who has published essays on Victorian poetry and the language of flowers, is an associate professor of English at the University of South Carolina, as well as the poet in residence for Riverbanks Garden.

Riverbanks also welcomes back former Garden director Jim Martin, who will present the florist's angle of this "language" as he creates bouquets with meanings embedded in the chosen flowers. Each flower in an arrangement plays a crucial part, and Martin will explore their significance for a modern florist. Martin is a well-known garden designer, lecturer and writer. He is currently Vice-President of Horticulture at Brookgreen Gardens.

This exciting evening is set for Thursday, June 15, at 7:00pm in the Magnolia Room at the Botanical Garden Visitors Center. Please enter through the West Columbia gate. The lecture fee is \$15 per person. To register, please call 803.779.8717 x1799.

## **Celebrate... Honor... Remember....**

### ***Make a Lasting Impression with Engraved Bricks at Riverbanks***

From birthday and graduation gifts to honorariums and memorials, personalized bricks are an exceptional way to mark special occasions and commemorate loved ones. Engraved tribute bricks not only serve as a permanent celebration of friends and family but also provide building blocks for the future, helping to make Riverbanks Zoo a better place for the animals, our children and our community.

#### **PAVING THE WAY**

- ◆ Engraved bricks are available for a tax-deductible contribution of \$100 each.
- ◆ Inscriptions are limited to 18 characters per line, up to 3 lines per brick. Characters include spaces, punctuation, ampersands, etc.
- ◆ For each brick ordered, a formal Certificate of Engraving suitable to give as a gift will be mailed to the brick donor.
- ◆ A formal Certificate of Installation will be mailed to the brick donor for each brick that has been placed. Time frame for installation cannot be guaranteed.
- ◆ Brick donations support the Riverbanks mission: to foster appreciation and concern for all living things.
- ◆ Bricks may be ordered online at [www.riverbanks.org](http://www.riverbanks.org) or you can call 803.779.8717 x1111 to request an order form.



#### **RESERVE YOUR BRICKS TODAY**

Hurry! A limited number of 4x8 bricks are available in the Zoo's Entrance Plaza.



# THAT'S HIS STORY AND HE'S STICKIN' TO IT



Photo courtesy of: Robin Vondrak Photography

## *Public Relations Society of America Honors Satch Krantz with Executive Excellence Award*

Satch Krantz was recently honored by the South Carolina Public Relations Society of America with the 2005 Executive Excellence Award, an award that recognizes an executive who has provided outstanding support for public relations programs throughout his or her career.



The Mercury Awards, held this year at the Columbia Museum of Art on April 6, annually recognize the best public relations tactics and programs in the state. Practitioners recognized Krantz's foresight, through

30 years at Riverbanks' helm, to understand both Columbia's and the nation's changing needs and to build a communications department that rose to meet those needs. In a world garbled with media messages, Krantz has stuck to one central message that reverberates in everything he says or does—Riverbanks is a quality family attraction that provides its visitors with exceptional recreational and educational experiences.

For a full list of winners as well as photos of the event, visit [www.scprsa.org](http://www.scprsa.org).

# EXTREME MAKEOVER:

## *Baboon Habitat Renovated Thanks to Safari Proceeds*

### Mark Your Calendar

The 2006 Wild Things Safari is now set for Saturday, October 7.  
Look for more info in upcoming issues of *Riverbanks*.



Riverbanks Zoo & Garden's two baboons, Baines and Lou, barely knew what to make of their new digs when they wandered onto their renovated exhibit April 12. Last year's Wild Things Safari took Society members on a "Caravan through Egypt," all in an attempt to raise money for Riverbanks' baboons—animals worshipped by the ancient Egyptians.

The food and festivities may all have been in good fun, but the event also turned out to be a financial win, raising almost \$50,000 in support of a renovation project that had long been in the making.

"We've been talking about doing this project for a long time," said Satch Krantz, Riverbanks' executive director. "The artificial rock, or gunite, serves its purpose, especially for Hamadryas baboons that are used to living in semi-desert areas, savannas and rocky areas, but adding natural substrate and climbing structures provides greater enrichment opportunities for our animals."

Zoo keepers credit Krantz with coming up with the concept behind the exhibit's redesign. When visiting Samburu Park in Kenya in 1991, Krantz saw a collapsed bridge along a cliff side that had been taken over by a troop of baboons. The idea stayed with him.

The new exhibit features a grassy savanna and a collapsed bridge that serves as both a climbing structure and a shaded area for the animals. A deep pool and river bed that was originally incorporated into the exhibit when it housed grizzly bears in the 1970s was replaced with a shallow pool that ultimately gives the baboons more room to roam. The design called for part of the gunite to remain in place to provide the baboons with rockier terrain.

"The exhibit now has more variety and replicates a series of different environments baboons would encounter in the wild. All in all, it provides for a more enriching experience for our baboons," Krantz said.

The project was completed in-house with contractors coming in to complete specific jobs. The Zoo's maintenance staff rebuilt the waterfall and constructed the bridge structure after a demo

contractor removed the gunite. Riverbanks' horticulture department was responsible for designing the landscape that would be both non-toxic to the animals and that would replicate the types of plants that the baboons might encounter in the wild. The lumber used to create the collapsed bridge is local untreated oak, carefully selected because of its ability to stand up to the baboons' wear and tear while also guaranteeing the animals won't be exposed to any toxic chemicals used in the wood treatment process.

Although the exhibit is now finished, the complete renovation plans also call for a sheltered viewing platform to be installed outside the exhibit, which will allow children and adults alike to have an elevated view of Riverbanks' baboons. The viewing shelter is on target to be completed by early summer.

Riverbanks looks forward to receiving more baboons in the very near future. A national advisory group dedicated to baboons in captivity has recommended that at least four new baboons join Baines and Lou in their renovated exhibit by the end of 2006.

So, what did Baines and Lou think of their new home? The two baboons, both of whom have lived at Riverbanks since the 1980s, were eager to explore their new surroundings. Within moments, both had wandered up onto the new bridge structure, padded across the soft new grass and checked to be sure their favorite spots had remained untouched.





## IN THE KNOW

By – Ed Diebold, Director of Animal Collections

### Fruits of the Sister State Relationship

Riverbanks' koalas came to us as a part of a sister state relationship between South Carolina and Queensland, Australia. There is now one more tangible way in which the sister state relationship has borne fruit—fruit of the vine, that is.



A new brand of Queensland wine is now being marketed in the Columbia area. The "Susan Gilmore" label by Ballandean Estate is a joint venture between the Australian winery and Columbia-based Purple Valley Imports. Gerard Kelly, head of Purple Valley Imports, is an Australian currently living in South Carolina. Ballandean Estate is Queensland's oldest family owned and operated winery. The Puglisi family has been making wine on the Estate since 1931. In 2003, Angelo Puglisi was honored by Premier Peter Beattie of Queensland as one of Queensland's "Living Legends" and a true pioneer of his industry. Ballandean wines have won numerous regional and international awards, and wine savvy residents of Columbia are snatching them up. The wines were introduced to the United States in 2002 as the first commercial agreement resulting from the South Carolina/Queensland sister state relationship. In turn, a recent South Carolina trade delegation to Queensland was introduced to the Susan Gilmore label.

For those curious about the label name, Susan Gilmore was a 1,200-ton, fully rigged sailing ship that was built at Newburyport, Massachusetts, in 1878. She set sail for Australia from Boston carrying all sorts of general merchandise including empty hogs heads (oak barrels to be used by the budding Australian wine industry). She arrived in Australia on a stormy night,

became distressed and radioed for help. Despite the efforts of a local steamer that came to her rescue, the Susan Gilmore washed ashore and grounded on the beach at Newcastle, New South Wales. The crew and cargo was rescued within the next few days and the cargo was auctioned off. As for the Susan Gilmore, she was broken apart by the waves within weeks of the grounding. Ever since, the beach has been called Susan Gilmore Beach, and this idyllic spot is enjoyed today by surfers, sunbathers and swimmers. Gerard Kelly spent time on Susan Gilmore Beach in his youth, hence the label name.

I am a dedicated wine drinker and, therefore, made it a point to visit the Ballandean Estate Winery in the naturally beautiful granite country near Stanthorpe when I visited Queensland in March 2004 (see "I've Come from the Land Down Under" in the September-



October 2004 *Riverbanks* magazine). I was extremely impressed by the fruits of the Puglisi family labor and encourage you to give Susan Gilmore wines a try.

You can purchase bottles of Susan Gilmore's robust Merlot or light, refreshing Viognier locally at Morganelli's Party Store (3155 Forest Drive, Columbia, SC) and at select wine retailers around the state. For each bottle sold, one dollar will be donated to Riverbanks. So, as you enjoy a glass of delicious Susan Gilmore wine you will be supporting both the sister state relationship and your Zoo & Garden.

Susan Gilmore wines will also be featured alongside nearly 100 others at the Wine Tasting at Riverbanks Botanical Garden, set for Saturday, May 20, from 7:00pm to 9:30pm. I hope you will join us... Cheers!

## A Natural Leader

Riverbanks is extremely fortunate to have a large and dedicated group of people who volunteer their time, energy and expertise to the organization. Cleveland D'Angelo Malloy is a young man who has served Riverbanks and the community in an exceptional manner.

D'Angelo has been a member of the Riverbanks ZooTeens program since 2004. As a ZooTeen, he teaches environmental awareness and animal empathy to Zoo campers, Boys and Girls Clubs of the Midlands' kids, special needs children at Richland County Recreation Commission's Camp Sunshine, and local sixth graders in Riverbanks' after-school program sponsored by the Knight Foundation. D'Angelo also has been involved in outreach programs at Dream Riders (special needs riding school), Palmetto Children's Hospital and Carolina Wildlife Care Center (wildlife rehabilitation). An Honor Roll student at Columbia High School, D'Angelo plans to attend the University of South Carolina to major in electrical engineering.

Recently, D'Angelo was awarded a position on Jane Goodall's Roots & Shoots National Youth Leadership Council. He is one of 16 teenagers selected from around the country in recognition of his work with the Riverbanks ZooTeens and the Boys and Girls Clubs of the Midlands. The Roots & Shoots global network connects thousands of young people worldwide. It includes students of all ages in schools, neighborhoods and community groups, all of whom work together to make the world a better place for people, animals and the environment. For more information about Roots & Shoots, visit [www.rootsandshoots.org](http://www.rootsandshoots.org).

In addition to these tremendous accomplishments, D'Angelo participates in several ministries and community events. He is an active member in his church and serves as the Youth Leader for the Mime Ministry and the Leader of the Drill Team Ministry; he is also involved in the Church School and the Disciples Development Program. A team leader at the Boys and Girls Clubs of the Midlands, D'Angelo was nominated as "Youth of the Year" for 2004-2005 and won the local and Midlands titles. In his spare time, he enjoys reading, writing poetry, spending quality time with his family, and playing basketball, baseball, and football. D'Angelo is, in every way, an outstanding young man, and we are very fortunate to have him as a part of the Riverbanks team.

## Willy Make It?

Willy, a handsome Haflinger pony, joined the other ponies at the Riverbanks Farm on March 22, just in time for the spring/summer ride season. Willie was born on May 25, 2002, in Homeworth, Ohio. He is registered with the American Haflinger Registry under the formal name Wilhelm Rew.

The Haflinger horse is named for the village of Haflinger in the Tyrolean Mountains of present day Austria and northern Italy. Long ago, many of the farms and towns in this area were accessible only by narrow trails, which required agile, sure-footed horses for safe transportation of people and goods. Known for its beautiful chestnut color and long, flowing white mane and tail, the Haflinger horse is also much sought after for its loving, willing and forgiving temperament, established over centuries of living and working alongside people.

The first Haflingers arrived in the United States in 1958 when Tempel Farm in Illinois imported them from Austria. Even today, most of the Haflingers that are imported into the U.S. come from Austria. The modern Haflinger is now found all over the world and is used for a variety of purposes including draft work, packing, light harness and combined driving, western and trail riding, endurance riding, jumping and therapeutic riding programs.

Willy has the typical easy-going Haflinger temperament. Nonetheless, it will be a while before he is allowed to give rides to guests on the pony trail. The Riverbanks pony attendants are first working to condition Willy to the new sights and sounds of the Zoo. He is currently being walked and ridden by staff on the pony trail and down along the river. Once he has demonstrated that he is consistent with staff riders, he will be allowed to "graduate" to giving rides to Riverbanks guests on the pony trail. For now, Willy is housed in a paddock adjacent to the rest of the herd and appears to be adjusting well to his new companions.

When you see Willy for the first time you will understand why I am certain that he will be an instant favorite with the pony riders at the Riverbanks Farm. So, who's your favorite Riverbanks pony?

Until the next time ...



# PENGUINS FLIP OVER NEW NAMES



The entries came in from all over—742 in all. When it comes to naming penguins, it seems that everyone has an opinion.

“We were overwhelmed by the response to this,” said Riverbanks’ assistant curator of birds Martin Vince. “Names came from everywhere. Past presidents, well known movies, names based on the penguins’ black and white coloring and names that translated into different languages.”

The ten winning names for Riverbanks’ new gentoo penguins are: Alex, Bosco, Caroline, Hallie, Harmony, Jack, Maddie, Oreo, Orlando and Zoey.

The sources for the names came from an equally wide variety of places. More than 10 winners were chosen because some names were submitted in duplicate, including Oreo which was the most popular name entered. The winners were Kim Patterson from Clinton, SC; Perry McGuire from Catawba, SC; Kyle Sumler from Varnville, SC; Mrs. Donovan’s kindergarten class at Lugoff Elementary; Amy Butler from Columbia, SC; Brennen Students from Hilton Head Island, SC; Rhonda Spradley of McBee, SC; Maureen Davenport from Lexington, SC; Pam Holbert from Orangeburg, SC; Kaitlyn Whitlow; Stuart Barrett from Hilton Head Island, SC; Allie Kyber from Rock Hill, SC; Mary-Michael Taylor

Davis from Fort Lawn, SC; Brittany Ingersoll from Bluffton, SC; Pam Rector from Rock Hill, SC; Mary and Griffon Shell from Laurens, SC; and Ashley Knight from Savannah, GA.

The names were judged by nine Riverbanks bird keepers. “We were particularly moved by one story. A little five-year-old boy named Brennan chose the name Jack to honor a pre-kindergarten classmate who recently lost his fight against leukemia,” said Vince.

Other naming motivations varied. Kim Patterson named one penguin Bosco to honor a fallen police dog that died on December 20, 2005, in Bristol, CT, during a burglary call. Mrs. Donovan’s Lugoff Elementary kindergarten class was inspired by a recent unit they’d completed on Dr. Martin Luther King, Jr. and named their penguin Harmony because “everyone should be friends, no matter what color they are.” The Shell family came up with Orlando since the penguins called Orlando’s Sea World home before moving to Columbia.

Riverbanks honored the winning contestants with a special behind-the-scenes tour on April 20 where they got the chance to see their namesakes up close. The Zoo’s ten new gentoo penguins have been on exhibit since mid-February.

## First Thursdays in the Garden Offer the Perfect After Work Retreat



It's 5 o'clock somewhere and with no Margaritaville in sight, you look for the next best thing. Riverbanks Botanical Garden is once again hosting First Thursdays in the Garden on the first Thursday of each month through October, brought to you this year by Woodley's Garden Center.

"We received terrific feedback from last year's summer series," said Melodie Scott-Leach, Riverbanks' director of horticulture. "People loved experiencing the Garden after hours. The music's great, people can grab a bite and a beer, check out local artists and just relax."

For folks who enjoy discovering new music, First Thursdays offer a little bit of everything. The summer's line up is shaping up to be an eclectic mix of bluegrass and Americana: May 4 features the harmony driven

rock & blues of Stillhouse, June 1 the pickin' and grinnin' of Slap Wore Out, July 6 acoustic favorites with Barton & Julia and August 3 Americana with Ruby.

If you're coming to the Garden straight from work, gourmet wraps and Italian sandwiches hit the spot in addition to a variety of wine and beer. Bring a blanket and grab a spot of grass, or if you're not the sitting type, fall in step with an impromptu tour. Local artists will be on-site and spontaneous classes will sprout up from time to time. For true-blue garden enthusiasts, Clemson Master Gardeners and Woodley's Garden Center will also be on hand to answer guests' plant questions.

The Garden's gates will open from 6 to 9pm and admission is \$2 for Society members and \$4 for the general public.

## HAPPY BIRTHDAY TO YOU, YOU WALK IN A ZOO!



Congratulations to Palmetto Health's Prime Times Zoo Walkers, who celebrated 10 years of early morning walking at Riverbanks in April.

The group walks through the park daily, starting at 8am before the gates open to the public. To be a member of the Zoo Walkers, people must be members of both Riverbanks Society and Prime Times, a group designed for adults ages 55 and over.

On the second Friday of the month, walkers meet for coffee and breakfast in the Zoo following their walk. They also enjoy a guest speaker—either a Riverbanks staff member who updates them on the latest comings and goings at the Zoo or someone who gives a health and wellness presentation.

Over the years, three walkers have shined. Annie Ruth Huffstetler has been the Zoo Walkers' mileage leader since the program began in 1996. She recently reached 5,000 miles. And husband and wife duo Margaret and Walter Hahn recently logged 4,000 miles.

The Zoo Walkers' next morning meeting will be May 12 at Ndoki Lodge and will be followed by a June 9 meeting in the Magnolia Room in the Botanical Garden.

For more information, or to find out how you can join the Zoo Walkers, call 803.296.5978.





## LIBRARY WISH LIST

**R**iverbanks staff members have included the following books on their wish lists for the Library Wish Fund. (All the books needed by the Zoo & Garden are not shown here. For a complete listing, call the number below.)

Making Garden Floors \$15  
 Art of Being a Lion \$18  
 Landscape Plants for Subtropical Climates \$18  
 Uncommon Fruits for Every Garden \$20  
 Giant Perennials \$22  
 Growing Orchids in Your Garden \$22  
 No Turning Back: The Life & Death of Animal Species \$25  
 Photographic Guide to Birds of SE Asia \$30  
 World Atlas of Great Apes \$33  
 Tropical & Subtropical Plants \$35  
 Guide to the Reptiles of Pakistan \$50  
 Crustacea Guide to the World \$62  
 Handbook of Small Animal Gastroenterology \$65

Realm of the Pygmy Seahorse \$65  
 Tropical Foliage Plants \$65  
 Crocodiles Inside Out \$70  
 Mergus Cichlid Atlas \$70  
 Behavior and Physiology of Fish \$105  
 Restoration of Boreal & Temperate Forests \$120  
 Large Animal Internal Medicine \$165  
 Handbook of the Birds of the World \$175  
 Birds of Prey: Medicine and Management \$180  
 Fishes of the World \$190  
 Manual of Diagnostic Tests & Vaccines \$190  
 Fish Nutrition \$210

To donate, or for a complete list of books available for sponsorship, please contact the Riverbanks Society Office at 803.779.8717 x1240 or x1111, or email us at [societyinfo@riverbanks.org](mailto:societyinfo@riverbanks.org). Help make a wish come true!



# SCE&G WEBCAM GOES ON WALKABOUT THROUGH ZOO

Names have a funny way of changing over time. Ask anyone at Riverbanks who answers the phones and you'll quickly learn that the Zoo's state-of-the-art webcam, provided by South Carolina Electric & Gas (SCE&G) and dubbed SCE&G ZooView, has already become a "Koala Cam" in most people's books.

The camera, installed in spring 2005, started out at Riverbanks' Koala Knockabout where it was relatively easy to install and even easier to focus on the furry animals—since koalas sleep approximately 22 hours a day, the camera didn't have to move too much.

"We get lots of calls from people who tune in to Lottie and Killarney during their workday; and if the koalas move and the camera doesn't follow them, they call to let us know the 'Koala Cam' needs to catch up," said Tommy Stringfellow, Riverbanks' director of marketing. "That kind of feedback tells us that the koalas and their webcam have a lot of fans."

Initially, SCE&G has controlled the camera's movements—but part of their plan for the coming year includes handing over the reigns (or joystick, rather) to Riverbanks staff. The other part of the plan, of course, calls for introducing the webcam to more exhibits.

This overarching goal of bringing more Riverbanks animals to the Web led to the creation of a unique partnership between SCE&G, the Zoo, the *State* newspaper and WLTX News 19. Starting May 4, SCE&G ZooView officially hits the road, temporarily bidding farewell to the koalas and stopping off at 12 other Riverbanks exhibits over the course of a year.

"We love that this is going to give people, who either can't get out to the Zoo or want to experience the Zoo all the time, the opportunity to invite some of the world's most treasured animals into their homes," said Cathy Love, senior vice president of marketing and communications for SCANA.

SCE&G put its resources to work over the last several months, running fiber optics throughout the Zoo to make sure the 12 exhibits would be wired and ready to go when the webcam visited. The camera's first stop? The chilly Antarctic, otherwise known as Riverbanks' Penguin Coast exhibit, where three species of penguins currently live.

"The camera is specially designed to withstand all kinds of weather conditions," said Love, "including Antarctic temperatures and the occasional splash from a diving gentoo penguin."

SCE&G ZooView will camp out at each Riverbanks exhibit for only a month, so Internet

enthusiasts should go online often. The streaming video will be available on four of the partners' Web sites—the Zoo's site [www.riverbanks.org](http://www.riverbanks.org), SCANA's educational learning site [www.energeticminds.com](http://www.energeticminds.com), WLTX News 19's site [www.wltx.com](http://www.wltx.com) and a special site set up by SCE&G [www.scegzooview.com](http://www.scegzooview.com).

For folks who want to tune in regularly, here's the webcam's travel itinerary:

May 4 - Penguin Coast	December 7 - Meerkats
June 1 - White alligator	January 4 - Elephants
July 6 - Tigers	February 8 - Giraffes
August 3 - Lions	March 8 - Koalas
September 7 - Grizzly bears	April 5 - Siamangs
October 5 - Sea lions	May 3 - Lorikeets
November 2 - Gorillas	

For people who've developed an online romance with Riverbanks' koalas over the last year, the May 4 move isn't good bye forever. The camera will be making another stopover at Koala Knockabout next March. In the meantime, koala devotees can fill the void by checking in on lions and tigers and bears—not to mention penguins, a white alligator and an entire zoo full of animals.

**MARCH WITH THE PENGUINS**  
**WITHOUT EVER LEAVING HOME!**  
 Go to [scegzooview.com](http://scegzooview.com)

**COMING THIS SUMMER!**

White Alligator - June  
 Amur Tiger - July

brought to you by

 [www.riverbanks.org](http://www.riverbanks.org)
 [www.wltx.com](http://www.wltx.com)
 [www.thestate.com](http://www.thestate.com)
 [www.sceg.com](http://www.sceg.com)





# Wine Tasting at Riverbanks Botanical Garden

Saturday, May 20 <sup>☆</sup><sub>7:00</sub><sup>☆</sup><sub>-9:30</sub><sup>☆</sup>pm

**Delight in one of the nation's most beautiful and inspiring botanical gardens....**

- ◆ Sample fine domestic and international wines
- ◆ Refresh the palate with savory light bites
- ◆ Listen to live jazz with local band Little Cat Z
- ◆ Bid on garden-inspired art and an opportunity to take home a collection of the evening's wines

**\$40 - Riverbanks Society Members**

**\$50 - General Public**

Tickets now available at the following locations:

- ◆ Morganelli's Party Store on Forest Drive
- ◆ Onsite at Riverbanks Zoo & Garden
- ◆ Online at [www.riverbanks.org](http://www.riverbanks.org)
- ◆ By phone at 803.779.8717 x1601

Tickets must be purchased at Riverbanks, online or by phone to receive member discount. For orders online or by phone, a \$5 processing fee will apply. All tickets will be \$50 the day of event. A limited number of tickets are available. Must be 21 or older to attend.

**Hurry! A limited number of tickets will be sold.**

Proceeds support conservation and education efforts at Riverbanks.



Young Professional Society  
Columbia



## **RIVERBANKS SOCIETY**

P.O. Box 1060  
Columbia, SC 29202-1060

Non-Profit Org.  
U.S. Postage  
PAID  
Columbia, S.C.  
Permit No. 90

**For Summer Camp,  
Classes and more  
Check Out the  
Riverbanks  
Adventures Insert**