

# BERNELL®

A DIVISION OF VISION TRAINING PRODUCTS, INC.

HELPING PRACTICES GET  
BEYOND 20/20 SINCE 1954!



CATALOG



 **Louis Stone**  
OPTICAL EST.1950

**BERNELL OFFICIAL  
UK & EUROPEAN DISTRIBUTOR**

**ST£75 MIN ORDER (EX VAT & DELIVERY)**  
NO VAT IS CHARGED ON EXPORT ORDERS

For all enquiries: [sales@louisstone.co.uk](mailto:sales@louisstone.co.uk)

 @louisstoneoptical  @LouisStoneOptic  @louisstoneoptic



**INTRODUCING  
DELUXE  
PRISM  
GOGGLES**

**KITS AND ACCESSORIES**

Lightweight, premium frame designed to fit comfortably on both children and adults. Frames work with both our flat and corrected curve 48mm prisms. Prisms snap securely in place, yet can be easily rotated by hand to the desired location. No more thumb screws!

**SEE PAGE 138 FOR DETAILS.**

# Louis Stone Optical Ltd are proud to have been distributing Bernell Vision Training VT products for over 15 years

---

Bernell are one of the primary suppliers of VT products worldwide and are currently celebrating over 25 years in business.

Louis Stone are receiving more demand for these products year on year due to the demand and interest amongst optical professionals for behavioural training items and tests to assist their patients.

Browse through the online catalogue which has recently been updated with many new products, and see hundreds of products including field and macular degeneration tests, red/ green goggles, prism related items including prism goggles, VT starter and patients kits, the list is considerable.

Email for all Bernell enquiries on [sales@louisstone.co.uk](mailto:sales@louisstone.co.uk)

# Ordering Bernell Vision Training Products from Louis Stone couldn't be easier

---

1

All enquiries can be made by email to [sales@louisstone.co.uk](mailto:sales@louisstone.co.uk).

Always include name of practice, full address, contact name and tel number. If you have a VAT and EORI NUMBER also insert. This information will greatly assist us when quoting by return.

Always list model number and page number with your enquiry; if you are unsure of item required refer to product index on last 3 online pages.

On receipt of order a proforma invoice will be sent for pre-payment by credit card or bank transfer.

---

2

## **ST£75 Minimum order (ex VAT & delivery)**

No vat is charged on export orders , however you will be responsible for local taxes and fees in country of receipt.

---

3

Louis Stone prices these products as competitively as possible and Bernell are fully aware of our pricing. By purchasing from us you will avoid USA taxes /fees / courier, admin charges , exchange rate fluctuations and paperwork to fill in.

---

4

Products are not sold on a sale or return basis and can only be returned within 7 days of receipt if there is a workmanship or product fault only. Prior to a return you must contact in the first instance [rma@louisstone.co.uk](mailto:rma@louisstone.co.uk) for return instructions.

---

5

Delivery can take up to 21 days, however updates will be given on your order's progress.

**Email for all Bernell enquiries on [sales@louisstone.co.uk](mailto:sales@louisstone.co.uk)**

# CATALOG CONTENTS

## EXAM ROOM NEEDS -- PAGES 1-24

Pg. 1-2	Pharmaceuticals	Pg. 15-16	Occluders
Pg. 3	Post Mydratics	Pg. 17-18	Eye Patches
Pg. 4	Bulbs & Batteries	Pg. 19	Fixation Devices
Pg. 5	Dry Eye Solutions	Pg. 20	Prism Bars
Pg. 6-9	Surgical & Sanitary	Pg. 21-22	Trial Frames & Lenses
Pg. 10	Miscellaneous	Pg. 23	Pupillary Reflex Devices
Pg. 11-14	Retinoscopy/Diagnostic Lenses	Pg. 24	Measurement Devices

## ASSESSMENTS -- PAGES 25 - 50

Pg. 25-26	Vision Screening	Pg. 39-42	Binocular Skills
Pg. 27	Field & Macular Degeneration Tests	Pg. 43-44	Depth Perception
Pg. 28	Acuity - Contrast Sensitivity/OKN	Pg. 45-46	Color Vision Testing
Pg. 29-32	Acuity - Distance	Pg. 47-50	Visual & Non-Visual Skills
Pg. 33-38	Acuity - Near		

## OPTICAL -- PAGES 51 - 74

Pg. 51-54	Supplies & Equipment	Pg. 59-60	Readers & Sunglasses
Pg. 55-56	Optical Accessories	Pg. 61-73	Flex Frames
Pg. 57-58	Contact Lens Products	Pg. 74	Erin's World Frames

## VISION THERAPY -- PAGES 75 - 134

Pg. 75-76	VT Starter Kits	Pg. 98-104	Anti-Suppression
Pg. 77-78	VT Patient Kits	Pg. 105-109	Vectograms, Vectographs, & Tranaglyphs™
Pg. 79-83	HTS Software	Pg. 110-112	Flippers
Pg. 84	Optics Trainer Software	Pg. 113-114	Accommodation
Pg. 85-86	RightEye Vision System	Pg. 115	Haidinger Brush Equipment
Pg. 87-88	Senaptec Sports Vision Equipment	Pg. 116-125	Binocular Training
Pg. 89	BTrackS™ Balance Tracking Systems	Pg. 126-128	Perceptual
Pg. 90-91	Balance/Reaction/Sports Vision	Pg. 129	Miscellaneous
Pg. 92	Space Fixation	Pg. 130	Posture & Writing Aids
Pg. 93-94	Rotation Trainers	Pg. 131-132	Workbooks
Pg. 95-96	Marsden & Saccadic Training	Pg. 133-134	Syntonics
Pg. 97	Brock Strings		

## NEURO REHABILITATION -- PAGES 135 - 139

Pg. 135-138	Spatial Localization & Prism Training	Pg. 139	Prism Training & Equipment
-------------	---------------------------------------	---------	----------------------------

## LOW VISION -- PAGES 140 -145

Pg. 140	Practice Aids	Pg. 143	Handheld Magnifiers
Pg. 141	Electronic Magnifiers	Pg. 144	Stand Magnifiers
Pg. 142	Page Magnifiers	Pg. 145	Spectacle Magnifiers

## REFERENCE MATERIALS -- PAGES 146 - 151

Pg. 146-147	Eye Charts & Models	Pg. 148-151	Books
-------------	---------------------	-------------	-------



**BERNELL OFFICIAL  
UK & EUROPEAN DISTRIBUTOR**

**ST£75 MIN ORDER (EX VAT & DELIVERY) NO VAT IS CHARGED ON EXPORT ORDERS**

For all enquiries: [sales@louisstone.co.uk](mailto:sales@louisstone.co.uk)



@louisstoneoptical



@LouisStoneOptic



@louisstoneoptic

# PHARMACEUTICALS

Go to [www.bernell.com](http://www.bernell.com) for current pricing & availability.




**BERNELL offers a wide variety of pharmaceuticals to save our customers both time & money!**



As our customers are painfully aware, there has been much turmoil these past few years due to FDA changes involving ingredients of pharmaceuticals. We have seen removal from the market of formulations which had been available for years. This causes huge market price fluctuations as well as long backorders and sometimes permanent removal. We've built-in procedures to keep pricing and availability posted online as our yearly catalog can not keep up with weekly fluctuations. **Bernell** always tries to offer the lowest current prices in the market!

- **Note:** If a specific brand is required, please specify when placing your order.
- **Pharmaceuticals from this page will arrive separately from the rest of your order and are not available outside the US.**

**Important Note:**

A shipping surcharge of ~~\$6.95~~ will be added to pharmaceutical orders from this page. However, if orders contain over ~~\$35~~ in pharmaceuticals from this page, then **this fee will be waived!**

 This symbol indicates that the item requires refrigeration, which may require express shipping per FDA regulations.

PART #	DESCRIPTION	DRUG TYPE	SIZE	COMPARE TO
AK49D5DS	 Fluorescein Sodium 0.25% with Benoxinate 0.4% Solution 	Staining Anesthetic	5mL	Fluress
AK2D15DS	 Proparacaine HCl 0.5% Ophthalmic Solution	Anesthetic	15mL	Alcaine, Ophthaine, or Ophthetic
AK102D15DS	Tetracaine HCl 0.5% Ophthalmic Solution	Anesthetic	15mL	
AK42D5DS	Gentamicin Sulfate 0.3% Ophthalmic Solution	Antibiotic	5mL	
AK43D10DS	Neomycin-Polymyxin B-Gramicidin Ophthalmic Solution	Antibiotic	10mL	
AK45O3DS	Erythromycin 0.5% Ophthalmic Ointment (Preservative Free)	Antibiotic	3.5gm	Ilotycin®
AK40D5DS	Neomycin-Polymixin B-Dexamethasone Ophthalmic Suspension	Antibiotic/Anti-Inflammatory	5mL	Maxitrol
AK40ODS	Neomycin-Polymixin B-Dexamethasone Ointment	Antibiotic/Anti-Inflammatory	3.5gm	Maxitrol
AK59D5DS	Prednisolone Acetate 1% Ophthalmic Suspension	Anti-Inflammatory/Steroidal	5mL	
AK60D5DS	Ketorolac Tromethamine 0.5% Ophthalmic Solution	Anti-Inflammatory/Non-Steroidal	5mL	Acular
AK44D5DS	Ciprofloxacin 0.3% Ophthalmic Solution	Antibiotic/Antibacterial	5mL	Ciloxan
AK3D15DS	Cyclopentolate Hydrochloride 1% Ophthalmic Solution	Cycloplegic	15mL	Cyclogyl
AK1D15DS	Tropicamide 0.5% Ophthalmic Solution	Cycloplegic	15mL	Mydracyl
AK1AD15DS	Tropicamide 1% Ophthalmic Solution 	Cycloplegic	15mL	Mydracyl
AK55DS	Atropine Sulfate 1% Ophthalmic Solution	Cycloplegic	5mL	
AK57D15DS	 Phenylephrine Hydrochloride 2.5% Ophthalmic Solution (Paragon)	Mydriatic	15mL	
AK57NRD15DS	Phenylephrine Hydrochloride 2.5% Ophthalmic Solution (AKORN)	Mydriatic	15mL	

Visit us online at [www.bernell.com](http://www.bernell.com) to view additional pharmaceuticals that we offer, as well as access the most up-to-date pricing and availability!

## DELUXE PHARMACEUTICAL TRAY

Organize your pharmaceuticals with our doctor-designed tray. It has compartments for dilation drops, Shimer and Fluorescein Strips, Dacriose or CL solutions, ointments, gonio, Alger Brush, and RX or Amsler Grid Pad. The tray can sit on your desk or be wall mounted. Made from high-quality materials and built to last.



AP100

## STANDARD PHARMACEUTICAL TRAY



PA100

Size : 11.5" x 4.5" x 1.5"

Our bronze acrylic tray offers a versatile design that accommodates various bottle and ointment sizes to ensure an organized and clutter-free storage solution for your exam room.



PART #	NAME	DESCRIPTION	SIZE	PRICE
AK12B100	<b>BIO-GLO™ FLUORESCEIN STRIPS</b>	Used to show defects or abrasions in the corneal epithelium. Compares to Fluorets®. 1mg Fluorescein Sodium Ophthalmic Strip.	Box of 100	<i>Call or Go Online for Pricing &amp; Availability</i>
AK12B300			Box of 300	<i>Call or Go Online for Pricing &amp; Availability</i>
AK8810	<b>FUL-GLO® FLUORESCEIN STRIPS</b>	Compare to Fluorets®. 0.6mg Fluorescein Sodium individually wrapped, one sterile strip per pack.	Box of 300	<i>Call or Go Online for Pricing &amp; Availability</i>
AK32100	<b>FLUORESCEIN GLO-STRIPS®</b>	0.6mg Fluorescein Sodium ophthalmic strips to stain the anterior segment of the eye when fitting contact lenses, disclosing corneal injury and in applanation tonometry. Narrow, rounded tip for exact placement. Tip is smooth, lint free. Protective barrier keeps fluid off finger during application. Sterile.	Box of 100	<i>Call or Go Online for Pricing &amp; Availability</i>
AK32300			Box of 300	<i>Call or Go Online for Pricing &amp; Availability</i>
AK64B100	<b>ROSE BENGAL GLOSTRIPS®</b>	Diagnostic agent in routine ocular exams or when superficial corneal or conjunctiva tissue change is suspected. Come as 100 individually wrapped strips with each containing 1.3mg of Rose Bengal. Compare to Rose Glo.	Box of 100	<i>Call or Go Online for Pricing &amp; Availability</i>

PART #	NAME	DESCRIPTION	SIZE	PRICE
GDROP1	<b>GENTLEDROP</b>	A revolutionary new way to use eye drops. GentleDrop is a silicone sleeve that rests on the nasal bridge and safely delivers eye drops. It is compatible with nearly all 5, 10, & 15 ml cylindrical bottles.	Universal	
ILEGD	<b>AUTODROP®</b>	Essential for patients who struggle to put drops in their eyes. This unit quickly fits most drop bottles & keeps the tip sterile! Unique anti-blink design helps to ensure drops are successfully delivered on the 1st attempt!	Universal	
TFTS100	<b>TEAR FLOW TEST STRIPS 100 STRIPS</b>	The Tear Flow Test Strips feature a printed metric scale for unmistakable test interpretation. For use as a diagnostic agent when reduced tear secretions are suspected. Each sterile, lint-free strip features a comfortable rounded tip. 100 individually wrapped sterile strips. Made in the U.S.A.	Box of 100	
AK82W	<b>AMMONIA WIPES INHALANT</b>	To prevent or treat fainting, sometimes known as smelling salts, provide immediate relief of lightheadedness. Box of 10	Box of 10	
AK51D4BL	<b>ADVANCED EYE RELIEF EYE WASH BY BAUSCH &amp; LOMB</b>	Gently cleanses and refreshes the eye to help relieve irritation, stinging and discomfort by removing loose foreign material, air pollutants (pollen, ragweed), dust or chlorinated water. This sterile solution is great to have on hand for daily or emergency eye cleansing. The convenient bottle tip permits use with or without the enclosed sterile eye cup.	4 fl oz	
PH9958	<b>pH PAPER</b>	A rainbow of distinct colors indicates each pH unit over the entire pH scale. Single-Roll dispenser, 15ft roll. <i>Every office should have pH paper when irrigating an eye in an emergency. It is important to know that the levels of the eye are neutral, especially not too high a base!</i>	15ft roll	

Dozens of additional pharmaceutical products are listed on our website. Buy online at [www.bernell.com](http://www.bernell.com) to save time and money when ordering supplies!

## QUICKVUE ADENOVIRAL CONJUNCTIVITIS TEST

DETERMINE VIRAL OR ALLERGY IN JUST 10 MINUTES!

Acute conjunctivitis - more commonly known as "pink eye" - affects nearly 6.9 million people in the United States every year. Approximately 1 in 4 patients with acute conjunctivitis have confirmed adenoviral conjunctivitis. QuickVue Adenoviral conjunctivitis Test is the first and only CLIA-waived, point-of-care test that detects all known serotypes of adenoviral conjunctivitis.

### Clinical benefits

- Identify, isolate and manage contagious patients, preventing spread to other patients and staff.
- Reduce inappropriate antibiotic use.
- Offer an accurate, fast, disposable platform that is easy to use.

- Shelf Life:** 30 Months
- Storage Conditions:** 59°F to 86°F

### Easy and Convenient

- Disposable test, requires just 4 easy steps.
- Just sample, dip and read!
- No additional equipment is needed to administer or interpret.

### Fast and Accurate

- Results in 10 minutes.
- 90% sensitivity and 96% specificity.



COMES AS 10 TEST KITS

**QVTK10** (Case of 10 Tests)

### FOUR STEP PROCEDURE

Collect sample

Assemble test



Run test

Read results



We wanted to sell individual tests, but the FDA does not allow since the test was not labeled that way. Relabeling a test for the FDA is not an easy or inexpensive process. We know of several offices who buy a case together and share the tests. That is not illegal by the FDA.

A Certificate of Waiver is required to perform this test in a CLIA-waived setting. To obtain a Certificate of Waiver, please contact your state health department.

Order Now by Phone at (574) 259-2070 or Go To [www.bernell.com](http://www.bernell.com)

# POST MYDRIATICS

## POST DILATION SPECTACLES



**NOPMSCH CHILD GRAY**  
Sold per Box of 50

**NOPMS ADULT AMBER**  
Sold per Box of 25

**NOPMSGY ADULT GRAY**  
Sold per Box of 25

Post Mydriatic Spectacles are an economical way to ensure your patient's comfort. They feature ideal tinting and large side shields to eliminate 99% of all UV light up to 400nm. Easily fit over a patient's glasses or can be worn alone. Individually packaged in envelopes. Child size comes with colorful temples.

**You may mix colors of Adult Post Dilation Spectacles for better pricing!**

QUANTITY OF MYDS	PRICE PER 50	PRICE PER PIECE
500		
250		
100		
50		

QUANTITY OF MYDS	PRICE PER 25	PRICE PER PIECE
1000		
500		
250		
100		
25		

## SLIP-IN POST-MYDS



**YTWINGGY GRAY**  
REGULAR SIZE

**YTWING AMBER**  
REGULAR SIZE

**YTWINGCH GRAY**  
CHILD SIZE

**FOR PATIENTS WHO WEAR GLASSES.** Universal design fits most frames. Perfect for post-dilation patients. Features a large bridge to accommodate frame nose pads. Slip-In's eliminate 95% of all UV light.

QUANTITY OF MYDS	PRICE PER 250	PRICE PER PIECE
1000+	\$71.95	
250	\$84.95	

**YTWINGE (Gray) Regular Size, Individually Wrapped (Box of 50).....\$19.95**  
**YTWINGEA (Amber) Regular Size, Individually Wrapped (Box of 50)...\$19.95**

**You may mix colors & sizes for better pricing!**



## BERNELL ROLL-UP POST-MYDRIATIC SUNGLASSES

Bernell Post Mydriatic Wraps offer economical temporary post-dilation protection for patients with or without prescription eye wear. They are a unique and universal design permits 6% light transmittance and offers 100% UVA protection. They are manufactured using premium, scratch-resistant material to prevent damage during storage and use. The large bridge area features room to accommodate a variety of eyeglass nose pads while the ends keep the sunglasses securely in place.



BAG OF 100	PRICE PER BAG
10+	
5 - 9	
4 or less	

Package of 100  
Made in the USA.

**BAG OF 100**  
**BWRAPG AMBER**

## SOLARETTES

**SAPMS SMOKE**



Temporary goggles can be worn alone or over glasses.

BOXES OF 100	PRICE PER BOX
12+	
4 - 11	
3 or less	

Box of 100.

More substantial than post-myds, slip-ins, or Rollens. 100% UV blocking.



## ROLLENS POST-MYDRIATIC WRAPS

The roll-up sunglasses that you can use behind or without glasses. UV blocking. Available in Gray (Most Popular) or Amber. Bag of 100.



**ROLLENSA Amber**   **ROLLENS Gray**

BAGS OF 100	PRICE PER BOX
10+	
5 - 9	
4 or less	

**Imprinting Available on Rollens - Contact us for details!**

## PROJECTOR BULBS

NAME	DESCRIPTION	PART #	PRICE
(A) Eiko Projector Bulb	This is our most popular bulb! (130V, 50W)	LTCAX	
(B) Halogen Bulb for Projector	(130V, 50W)	HALCAX	
(C) B & L Projector Bulb	For use with B/L (120V 100W)	GECDD	



## SLIT LAMP BULBS

NAME	DESCRIPTION	PART #	PRICE
(D) A/O Slit Lamp Bulb	For A/O (6V 4.5 A)	GE1468	
(E) Slit Lamp Bulb	For Mentor, Topcon SL3-6	GE64138	
(F) Haag-Streit Slit Lamp Bulb 366	For Haag-Streit 900-930, Mentor G10, GH12, S10, SH12, Burton #1000, 800, 850. Voltage: 6V/4.5A	AM366	



## OPHTHALMOSCOPE (OR TRANSILLUMINATOR) BULBS

NAME	DESCRIPTION	PART #	PRICE
(G) Ophthalmoscope Bulb for Welch Allyn	For 3.5V Welch Allyn Halogen model	BD03000	
(H) Transilluminator Bulb for Welch Allyn	For 3.5V Welch Allyn Halogen model	BD03100	
(I) Direct Ophthalmoscope Bulb for Welch Allyn	Machine/Model #: 11620, 11630, 11720, 11730, 11735 Voltage/Watts: 3.5V/.720A Halogen Length: 23mm	WADOB	



## RETINOSCOPE BULBS

NAME	DESCRIPTION	PART #	PRICE
(J) Retinoscope Bulb	For 2.5V Welch Allyn Streak model 17700 (non-halogen)	BD01800	
(K) Retinoscope Bulb	For 2.5V Welch Allyn Streak model 18100 (halogen)	BD03700	
(L) Retinoscope Bulb	For Welch Allyn Spot - 23mm	BT45A	
(M) Retinoscope Bulb	For Bernell Spot Retinoscope	BT4500BU	
(N) Retinoscope Bulb	Machine/Model #: Streak 18200, 18235, 18245 Voltage/Watts: 3.5V Halogen Length: 20mm	WARB	



## BATTERIES - FOR OPHTHALMOSCOPES, RETINOSCOPES, & TRANSILLUMINATORS



BRAND	DESCRIPTION	PART #	PRICE
(A) Cardinal Battery	Fits 2.5V Welch Allyn Models: 60700, 70700/10/15/20/50/51/54/55, & 71500	CM720	
(B) Cardinal Battery	Fits 3.5V Welch Allyn Models: 71000; 71010; 71015/20/50/51/54/55 & 71670, 72200) (Fits All Proper Ophthalmoscopes)	CM722	
(C) Cardinal Battery	3.5V rechargeable battery for Welch-Allyn Handles	CM72300	
(D) Cardinal Battery	Fits 2.5V Optec 360 Non-Halogen Retinoscope	CM360	
(E) Cardinal Battery	Fits 2.5V Optec 360 Halogen Retinoscope	CM360H	
(F) Supreme Power Battery	3.5V 2.75" (70mm) Rechargeable Battery. Fits Ophthalmoscope 71000/10/15/20/50/51/54/55 and 71670	BA722	
(G) Supreme Power Battery	3.5V 2.70" (68mm) Welch Allyn 72300 Convertible Handle Ophthalmoscope 71050-C Audiometer Battery	BA723	



# DRY EYE SOLUTIONS



**ProOmega®**  
with Lemon Flavor  
120 Soft Gels - MRSP \$49.95  
NNPO120

**ProDHA Eye®**  
with FloraGLO®  
60 Soft Gels - MRSP \$49.95  
NNPD60L

**Save 20% Off Retail**

## NORDIC NATURALS® HIGH QUALITY OMEGA-3

Help ensure that your patients use top quality omega-3 supplements to support their eye health! Over 10 million Americans suffer from Dry Eye Syndrome (DES). A large body of scientific evidence indicates that supplementing with fish oil benefits eye health in people of all ages. Why? Because fish oil is the best source for EPA and DHA, the omega-3 essential fatty acids that are among the most important nutrients for the development, function, and maintenance of eye tissue throughout life. DHA is particularly important for the eyes, and attains its highest concentration within eye tissue, where it accounts for approximately 30% of the total fatty acids.

### Why Nordic Naturals?

- ▶ **Surpasses International Pharmaceutical Standards** - are the vitamins you recommend tested?
- ▶ **Exceptional Freshness Levels** - oxygen-free manufacturing process maintains product integrity
- ▶ **Great Taste** - Utilizes proprietary enzymatic & oxygen-free processing technology to ensure no fishy smell, taste, or aftertaste.
- ▶ **True Triglyceride Form** - produced in true triglyceride form to ensure optimal absorption and results
- ▶ **Research-Based Innovation** - as a research-driven company, where processing technology and product formulations are driven by the latest scientific developments

**ProOmega®** - Concentrated fish oil formula gives you more omega-3s in fewer soft gels. Supports tear production, protects eyes from oxidative stress and damage, and provides concentrated EPA and DHA for healthy ocular tissue. Contains 2200mg EPA+DHA per 4 soft gels. Enfused with a great lemon taste!

**ProDHA Eye®** - Concentrated DHA fish oil with FloraGLO® Lutein for additional eye support. Supports healthy tissue moisture and tear production and provides natural pigment to ocular cells. 788mg DHA, 190mg EPA per 2 soft gels. 20mg Lutein and 4mg Zeaxanthin in each serving.

Visit [www.bernell.com](http://www.bernell.com) to learn more information about these professional grade supplements. Help your patients, while also helping your bottom line!



## BLEPHADEX™ - SCIENCE BASED EYELID CARE

Unlike many of the store bought lid wipes that only offer a cleanser, Blephadex™ offers a combination of Tea Tree Oil, Coconut Oil and a gentle lid cleanser. Blephadex™ can effectively offer relief while removing excessive oils and debris that may cause many symptoms associated with Blepharitis and Demodex. Available options for **In-Office** and **At-Home** treatments include:



**Blephadex™ Eyelid Foam Cleanser**  
(For At-Home Use):

← The convenience of a bottle of foaming cleanser. Foam comes as a one-month supply.

**BPXFM1 (Foam Cleanser)**

**Blephadex™ Eyelid Applicators** →  
(For In-Office Use):

Offers a simple and easy in-office solution for debridement of Blepharitis and Demodex. Comes in a box of 20 individually packaged applicators for ease of application and treatment of patients.

**BPXAPP (Applicators)**



**Blephadex™ Eyelid Wipes and Warming Wipes**  
(For At-Home Use):

← Wipes come in a box of 30 individually packaged wipes. Blephadex Warming Eyelid Wipes bring you the same effective treatment and relief that you trust along with warming comfort to refresh your eyes.

**BPXWI30 (Eyelid Wipes)**

**BPXWI30W (Warming Eyelid Wipes)**

Recommended Retail Price: \$28.95

## FLEX PUNCTUM PLUG TWIN PACK **Comes in six sizes ranging from 0.4mm to 0.9mm**

This is the best punctal plug I have found in the market. I have placed it in patients who have lost several of the other brands and have yet to lose one. The size must be correct, as always. Works well on punctas that are volcano shaped instead of flat and on lacrimal systems where the canal quickly turns close to the puncta.

- Craig Andrews OD

**FDA now requires these to be sold in packages of two.**

**E30724 (0.4mm Duraplug)**

**E30727 (0.7mm Duraplug)**

**E30725 (0.5mm Duraplug)**

**E30728 (0.8mm Duraplug)**

**E30726 (0.6mm Duraplug)**

**E30729 (0.9mm Duraplug)**

Studies show the most common complication with LASIK is dry eye. Solve this and you'll keep a good referral source!

## DURAPLUG® EXTENDED TEMPORARY PLUGS

These plugs are great for 60-180 days of treatment. Good for post-op dry eye prevention; treatment of seasonal dry eye/allergies. Great for enhancement of ocular medication. Supplied as 2 sterile inserts in a package and 10 packages per box. These are very popular with LASIK surgeons to reduce the post-op complaints of dry eye following surgery. Be proactive and have a larger referral base for more LASIK procedures!

**Priced for 20 plugs (\$13 per Plug)**

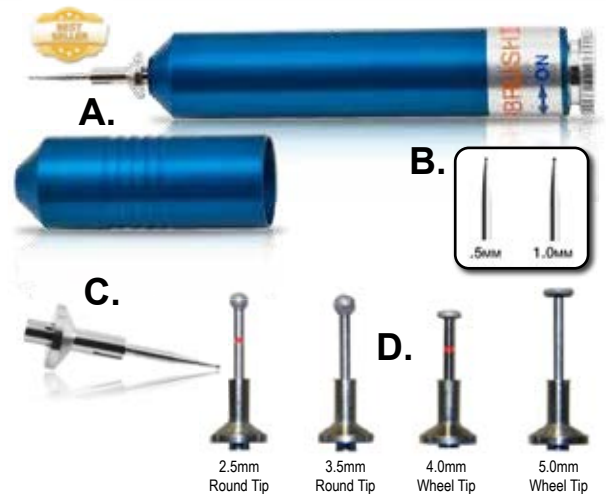
**E0076 (0.2mm Duraplug)**

**E0077 (0.3mm Duraplug)**

**E0078 (0.4mm Duraplug)**


**ALGERBRUSH II** - Corneal rust ring remover. Fast turning motor has clutch that is easily stopped by healthy corneal tissue.

NAME	DESCRIPTION	PART #	PRICE
(A) AlgerBrush II	Comes with high-quality precision 0.5mm or 1mm burr.	ACAB5M (0.5mm Burr)	
		ACAB (1.0mm Burr)	
(B) Replacement Burrs	Stainless steel burr. Comes as a set of 2. (Unsterilized)	ACBR5 (0.5mm Burr)	
		ACBR1 (1.0mm Burr)	
		ACBRSET (1 of Each)	
	Stainless steel burr. Sold in package of 5. (Sterilized)		
(C) Replacement Chuck	Stainless steel chuck with burr. Sold Individually.	ABACHUCK5 (0.5mm)	
		ABACHUCK (1.0mm)	
(D) AlgerBrush II Pterygium Burrs with Chuck	Chuck with 2.5mm Round Fine Grit Diamond	AC25RFD (2.5mm Round)	
	Chuck with 3.5mm Round Medium Grit Diamond	AC35RMD (3.5mm Round)	
	Chuck with 4.0mm Wheel Fine Grit Diamond	AC40WFD (4.0mm Wheel)	
	Chuck with 5.0mm Wheel Fine Grit Diamond	AC50WMD (5.0mm Wheel)	



**STAINLESS STEEL TOOLS**

NAME	DESCRIPTION	PART #	PRICE
(A) Miltex Ellis Curved Foreign Body Spud	Stainless Steel Foreign Body Spud, 1.2mm Blade	MIL18380	
(B) Miltex Lacrimal Dilator	Medium on one end, Lg. size on the other end	MIL18688	
(C) Miltex Foreign Body Needle	Curved stainless steel.	MIL18370	
(D) Miltex Davis Chisel-Shaped Foreign Body Spud	Straight shaft stainless steel construction	MIL18372	
(E) Miltex Castroviejo Double-Ended Spatula	All stainless steel surgical instrument.	MIL18564	
(F) Miltex Bailey Chrome Plated Eye Magnet	One end magnet, other nylon loop.	MIL18398	
	(G) Magnetic Foreign Body Remover (Dix and Ellis Style)	Dix style = straight tip	
	Ellis style = curved tip	MFBRELS	



**STAINLESS STEEL FORCEPS**

NAME	DESCRIPTION	PART #	PRICE
(A) Bent Tip Serrated Jewelers Forceps	Bent tip, serrated forceps. 4-1/2" long	V707B	
(B) Bent tip Non-Serrated Jewelers Forceps	Bent tip, non-serrated forceps. 4-1/4" long.	V707	
(C) Miltex Jeweler Style Forceps Style #3 (Narrow Fine Tips)	Swiss Jeweler Style Forceps, Non-Magnetic Stainless Steel, Styl 3, Narrow, Fine, 4-3/4"	MIL17303	
(D) Miltex Jeweler Style Forceps Style #4 (Very Fine Tip)	Swiss Jeweler Style Forceps, Non-Magnetic Stainless Steel, Styl 4, Fine, 4-3/8"	MIL17304	
(E) Miltex Swiss Cilia Forceps	3-3/4" long, with a raised angled platform & excellent grasping capability.	MIL181107	
(F) Miltex Beer Cilia Forceps	3-1/2" long, with rounded tips and smooth jaws.	MIL181102	
(G) Miltex Barraquer Cilia & Suture Forceps	4-1/2" long, with 5mm smooth platform tips.	MIL181111	



## FOREIGN BODY REMOVAL KIT

**FBRKIT (Kit)**

This very popular kit contains everything you will probably need for a year:

**Save Over 10% with this kit!**

NAME	PART #	PRICE
Alger Brush II	ACAB	
Stainless Steel Instrument Tray	GF3254	
50 Sterile Eye Pads	RX44	
Foreign Body Spud/Chisel Shape	MIL18372	
Sporicidin Disinfectant Solution	SPGAL	
Alcohol Pads (Box of 200)	MPADS	
Lid Speculum	MIL1834	
3M Nexcare 1" Transparent Tape	MMM527P	

**EVERYTHING YOU NEED FOR MOST FOREIGN BODY REMOVALS INCLUDING RUST RINGS. 2 OR 3 REMOVALS PAY FOR THE KIT.**

### IRRIGATING SYRINGES

Sterile syringes for attachment to lid cannulas for lacrimal irrigation. Does not come with any needles. **5cc/mL**

**BD5CC (Pkg. of 10)**

### DISPOSABLE LID CANNULAS

**A.**

**B.**

DESCRIPTION	PART #	PRICE
(A) Lacrimal Cannula 21G X 1.125" (Box of 10)	VC21G	
(B) Vitreoretinal Cannula 23G X 1 1/8" (Box of 10)	VC23G	

### ALCOHOL PADS (Box of 200)

Great for controlling bacteria and viruses on instruments prior to use. Check before use with your tonometer—some plastics turn white. Individually packaged.

**SIZE: 1.25" x 2.5"**

**MPADS 1-4 Boxes**

**MPADS 5+ Boxes**

### ALCOHOL PAD HOLDER

A clear acrylic container for holding alcohol pads. Holds approximately 100 alcohol pads (sold separately).

**Size: 2-1/4" W x 3" D x 2" H.**

**APHLD1**

### LID SPECULUM

**MIL1834**

**Makes FB removal easier and safer for you & patient!**

Holds lids while removing foreign body. Prevent injury from sudden lid closure. Stainless steel. Makes removing a foreign body much easier and faster. Actually easier on patient and doctor!

### ENCORE® SINGLE EYESHIELD

**ESHIELD1 10+**

- Polycarbonate allows for maximum comfort & protection for post-operative patients
- Center design provides maximum optical clarity
- Ventilated to reduce fogging

### 3M NEXCARE 1" TRANSPARENT TAPE

Hypoallergenic, flexible clear tape that sticks well. Comes off without hurting. Easily tears when applying. Sold per 10 yard roll.

*Tape without dispenser.*

**MMM527P**

### NON-STERILE ORANGE EYE SHIELDS

Polycarbonate shatterproof plastic in a universal shape for use over either eye. Holes in the eye shield provide ventilation. Sold as non-sterile. **Pack of 100.**

**EES100 (Pack of 100)**

### STERILE EYE PADS

Super soft, absorbent patches that completely cover the eye.

Sterile pads are individually packaged.

**Size: 1-5/8" x 2-5/8"**

**RX44 (Box of 50)**

## BLUMINATOR® OPTHALMIC ILLUMINATOR

The Bluminator's patented LED-based design revolutionizes examinations of the cornea. The Bluminator produces a bright, spectrally pure beam of blue light, which **causes foreign bodies, abrasions, and other epithelial defects to fluoresce vividly** during examinations with fluorescein. The blue beam produced is precisely the wavelength required to maximally excite the dye. Since the magnitude of the fluorescence is proportional to both the intensity and spectral purity of the light, the Bluminator yields a clearer, more detailed view of the eye than ever before. The view is enhanced by a **7X magnified image** to facilitate detection and diagnosis of corneal injuries and irregularities, streamline contact lens fittings, and speed up treatment.



- A. **BLU562 - (Blue LED)**
  - B. **BLU562CW - (White Light LED)**
- } Blue Lanyard Included

## EXAMINATION AND PROCEDURE GLOVES

Due to COVID-19, our examination and procedure glove prices and stock status fluctuate. Call or go online at [www.bernell.com](http://www.bernell.com) to find up-to-date pricing and stock status.



**A**  
**LATEX-FREE GLOVES**  
NON-CHLORINATED; NON-POWDERED

Non-chlorinate, non-powdered for easy removal. Good for latex sensitive patients or doctors.



**B**  
**LATEX GLOVES**  
POWDERED-FREE

5ml weight, surgical-type latex gloves are touch sensitive, & provide optimal dexterity & resiliency. Unlined, non-sterile, disposable gloves fit either hand. Non-Powdered.

ITEM #	DESCRIPTION	GLOVE SIZES	QUANTITY	PRICE
A LFGLOVE+(S,M, L OR XL)	LATEX-FREE GLOVES - NON-CHLORINATED; NON-POWDERED	SMALL, MEDIUM LARGE & XLARGE	100 GLOVES	ONLINE
B NPGLOVE+(S,M OR L)	LATEX GLOVES (POWDER-FREE)	SMALL, MEDIUM & LARGE	100 GLOVES	ONLINE



**A. CAVICIDE**  
A ready-to-use disinfectant. Effective against TB and MRSA. Disinfect, clean, and decontaminate at one time. Safe on most instruments or on non-porous surfaces even around infants.

- CAVWIPE (160 Towelettes)
- CAV24 (24 Fl. oz. Spray Bottle)
- CAVGAL (1 Gallon Bottle)
- 4+

**B. STAINLESS STEEL INSTRUMENT TRAY**  
A stainless steel tray with removable stainless steel lid for soaking instruments.

- GF3254 (Tray Size: 8" x 2.75" x 1")

**C. SPORICIDIN GERMICIDAL SOLUTION**

- SPC32 (Original Scent (32 oz.))

**D. SPORICIDIN DISINFECTANT SOLUTION**  
Gallon of solution for cleaning and disinfecting equipment or surfaces

- SPGAL
- 4+

### E. SPORICIDIN® DISINFECTANT WIPES & TOWELETTES

EPA registered disposable disinfectant wipes recommended for use in hospitals, and medical, dental, and veterinary clinics. Sporidicin Disinfectant towelettes are EPA registered for hospital disinfecting, compliant for medical instrument disinfecting prior to sterilization, and meet OSHA's Bloodborne Pathogens Standards (29 CFR 1910.1030). **Quantity:** 180 Wipes

- SPC180

### F. BETADINE® (5%)

Used for pre-operative prepping and irrigation of the ocular and periocular surfaces (cornea, conjunctiva, and palpebral fornices).

**Active Ingredient:** Povidone Iodine. (0.5% available iodine)  
**Storage:** 15-25°C (59-77° F). **Size:** 30mL sterile single-use bottle.

### G. CETYLICIDE II

Hard surface cleaner/disinfectant concentrate. Cetylcide-II concentrate is an EPA registered, broad - spectrum hospital disinfectant. It is a germicidal, fungicidal, and virucidal. No alcohol or phenol. Pleasant lemon scent.

- CE0105 (32 oz. makes 16 Gallons)

EXAM ROOM NEEDS  
ASSESSMENTS  
OPTICAL  
VISION THERAPY  
NEURO REHABILITATION  
LOW VISION  
REFERENCE

# THE PHOROPTER SHIELD™



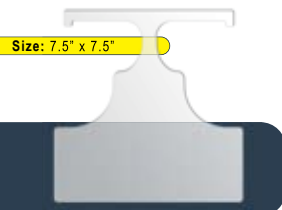
**BCPHSHIELD** 3+

# BREATH SHIELDS

## SURGICAL & SANITARY

Clear plastic barriers were designed to block breath between patient and doctor, while not obstructing the use of the equipment.

Rigid, yet flexible, 30mil polycarbonate composition allows for easy installation and removal for cleaning.



### SLIT LAMP BREATH SHIELD



Size: 6" x 5.125"  
**BCSHIELD** 2+

### EXTRA LARGE SLIT LAMP BREATH SHIELD



Size: 8.5" x 8.5"  
**BCSHIELDXL** 2+

## CHIN REST PAPER

### 1000 UNIVERSAL CHIN REST PAPER



Width: 1-1/2"  
Length From Hole To Hole: 3-1/4"

**CRPAPER** (Box of 1,000)

### 100 ZEISS/HUMPHREY CHIN REST PAPER



Paper has notched ends.  
Size: 3-15/16" W x 1-3/8" D  
Fits: Zeiss and Humphrey

**RJ002** (Pkg. of 100)

Please contact us for pricing on additional types.

## SANITARY PHOROPTER FACE SHIELDS



The plastic face shields help to protect the next patient from makeup and germs when being examined in a phoropter. Easy to clean. For use with A/O phoropters.

**WO1645** (3 Sets of Left/Right)

## COTTON TIPPED APPLICATORS & GLASS DISPENSER



Dispenser:  
**QD**



This sturdy glass dispenser has a stainless steel lid to keep applicators sanitary. Cotton tipped applicators have birch wood handles and measure a full 6".

Applicators - Box of 1,000  
**Q1** (Clean but not sterile)

Applicators - Box of 200  
**Q1STER** (Sterile)

# TONO TIPS

**PROBE CAPS ARE GOOD FOR: TONOPEN & GOLDMANN, HANDLING CONTACTS, OR TOUCHING PATIENT'S RED EYES**

## A. TONOMETER PROBE CAPS (BULK PACKAGED)

No pin holes. Bulk packaged. Clean, but not certified as sterile. Non-powdered.



Pkg. of 900

**SNP2X** (3+ Pkgs.)  
**SNP2X** (1-2 Pkgs.)

## B. TONOMETER SANITIZED SLEEVED INDIVIDUALLY WRAPPED TIP COVERS



(Bulk individually packaged-sanitized. Comes in dispensing box.)

**TONT200S** (3+ Boxes)  
**TONT200S** (1-2 Boxes)

200 per Box

## BLOOD PRESSURE MONITOR KIT

This accurate, FDA-registered blood pressure monitor features simple single-button operation and a large, backlit screen to make it easy to take measurements. Plug the included power supply into a wall outlet or use the included batteries. The premium fabric cuff adjusts to comfortably fit most adult users and you can create multiple profiles to save past entries for two different users. Also included is a convenient storage case so you can pack it away neatly in between uses.

MCL85



**Includes:**  
Monitor, Upper Arm Cuff, Storage Case, 4 AAA Batteries and wall plug.



## WRIST ELECTRONIC BLOOD PRESSURE MONITOR WITH LARGE SCREEN DISPLAY

This simple, one button push-to-start wrist blood pressure monitor makes it quick and easy to check accurate blood pressures on patients during an exam. The large LCD display is easy to read and a bright backlight allows for use in a dim exam room. The unit also features an irregular heartbeat indicator. An automatic turn off feature (after 1 minute) will prolong the battery life on the device.



MCWBP1

Requires 2 AAA batteries.

### Features:

- Irregular heart beat indicator monitoring your heart function
- Large LCD display
- 99-measurement storage capacity
- Reliable Day/Time display
- Automatic SHUT-OFF feature after 1 min
- Carry case included



## CHILDREN'S EXAM SEAT

JJSEATX

Boosts children in standard chairs for easier examination. Specially designed padded seat is constructed with a solid wood base covered with durable vinyl. Solid aluminum bars with convenient rubber grips offer a universal fit in virtually any examination chair. The seat allows children to place their feet on the regular exam chair instead of causing them to hang over the end of the chair. This is more comfortable and gives more security to the child during a stressful time. It also keeps them from trying to bring their legs up to their chest, which is common when their legs dangle. The arm supports give the child something to hold onto, which again gives security.



- Easily fits a chair with an 18" seat width and 26" arm span.
- Seat size is 10" x 15-1/2", overall length with bars is 26-1/2" with 50 lbs maximum capacity.

## PROSTHESIS REMOVER

Needed by the patient and the practitioner to insert or remove a prosthetic eye. For hygiene reasons, non-returnable.



DMVER



## TONOMETER TIP STERILIZATION STATION

TTDT4

The Tonometer Tip Cleaner is the perfect tool for sterilizing tonometer tips. This unique device allows you to soak up to four tonometer tips in peroxide at once. The four outer holes are for drying tips after soaking.



Note: Peroxide required for chemical sterilization!

Inside holes for cleaning.  
Outside holes for drying.

## PINHOLE GLASSES

BC1189PH

NEW AGE FRAME



Good for quickly determining best corrected acuity. Especially accurate with corneal diseases and cataracts causing glare. Works well when corneas are distorted due to over-wear of contact lenses.

Not to be used while driving or walking.

## INSTRUMENT COVERS

Machine Washable

Protect your valuable instruments with these specially designed, lint-free Instrument Covers. Phoropter cover has a convenient velcro closure. Made from poly/cotton broadcloth material. Comes in Navy Blue.



A

### A. PHOROPTER COVER

HS1 (Approx. 13" x 18")



B

### B. INSTRUMENT COVER

HS2 (Approx. 10" x 19")

\*Instrument cover fits most lensometer, keratometer and projector models.



C

### C. SLIT LAMP COVER

HS3 (Approx. 86" x 33")

## SLIT LAMP YELLOW BARRIER FILTER

Perfect addition for all examiners who do not have a built-in yellow filter in their slit lamp. This filter enhances contrast when using fluorescein by absorbing blue light.



MIG00 (Yellow Filter)

## RED BARRIER FILTER

The plastic (CR-39) red filter will improve your resolution when doing lissamine green staining in the dark exam room. Finely ribbed edges of lens carrier make it easy to hold, position and manipulate filter. Simple rubber O-ring mounting eases task of disassembly when cleaning. Overall size 57mm.



MIRF (Red Filter)

# RETINOSCOPY/DIAGNOSTIC LENSES

## BERNELL SPOT RETINOSCOPE HEAD WITH LARGE APERTURE

Inspired by Dr. Paul Harris through his work teaching the OEP Clinical Curriculum on stress point retinoscopy. The Bernell Spot Retinoscope utilizes a large aperture to provide greater illumination that is evenly distributed. Additionally, the larger viewing hole on the back of the head allows for much easier observation of the pupil, pupil reflex, brightness and color. The Bernell Spot Retinoscope can be used for Book (Getman), Bell, Dynamic, MEM, and Stress Point techniques.

The new Bernell Spot Retinoscope is made in the USA and has fixation targets printed on a magnet. The magnetic targets allow for use with magnetic fixation card sets for dynamic retinoscopy (See *Bernell Retinoscopy Card Set* below). Spot Retinoscope Head also fits Welch Allyn Handle (Not Included).



**A**

**A. Combo Bernell Spot Retinoscope with Handle**

**BSRETHC**



**B**

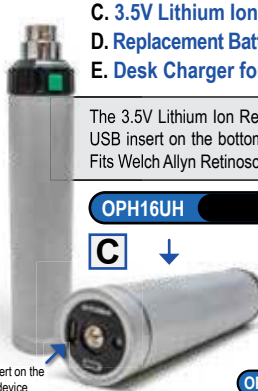
**B. Bernell Spot Retinoscope Head with Large Aperture**

**BSRETH1**



Enlarged View of Target Acuties

**Target Acuties:**  
 Top Row – 20/60  
 Middle Row – 20/40  
 Bottom Row – 20/80 (left and right target) & 20/120 (smiley target)



**OPH16UH**

**OPH16DC**

**C**

Micro-USB insert on the bottom of the device

**D**

**OPH16BAT**

**E**



\*Does not include handle.

The 3.5V Lithium Ion Retinoscope Handle can be charged via the micro-USB insert on the bottom of the device or through the desk charger unit. Fits Welch Allyn Retinoscope heads and Bernell's Spot Retinoscope Head.

## BERNELL RETINOSCOPY CARD SET



The Bernell Retinoscopy card set was designed with magnetic attachments to fit the Bernell Spot Retinoscope head, allowing quick and easy card changes. The magnetic attachments will also fit most newer model streak and spot retinoscopes with magnetic plates. The set features four cards including age appropriate color pictures, black/white symbols, alphabet card with intentionally missing letters, and a Dolch Word target, all designed to aid in dynamic retinoscopy. This retinoscopy fixation card set will make checking accommodation easy for practitioner and fun for the patient!



**BCRETCARDS**

## WELCH ALLYN DYNAMIC RETINOSCOPY CARDS

**W18250**



These cards cleverly attach magnetically to the magnetic logo of your Welch Allyn retinoscope head, allowing quick, easy, card changes.

They provide age appropriate symbols and words based on the Pierce MEM card, for dynamic retinoscopy. These retinoscope fixation cards make checking accommodation easy. The card set includes four washable fixation cards which fit most newer model streak / spot retinoscopes.

## SCHEMATIC EYE



This retinoscopy training eye has a sliding axis scale in diopters from 3D hyperopia to 5D myopia. Cells for three trial lenses. Adjustable retina position for precise calibration. The Schematic Eye can be tilted to enable observer to precisely sight on optic axis.

- Made of plastic
- Normal fundus photo included.

**Available In:**  
 • 5cm Base  
 • 8cm Base

**BC2174SB (5cm Base)**

**BC2174 (8cm Base)**

## WELCH ALLYN 3.5V STANDARD OPHTHALMOSCOPE HEAD



Halogen light for true tissue color and consistent, long-lasting illumination. 6 apertures for generalist use: micro, small, and large spot sizes, fixation target, slit aperture, and red-free filter. 28 focusing lenses with a range of -25 to +40 diopters.

**W11710**

Additional Welch Allyn items are available on the web at [www.bernell.com](http://www.bernell.com).

## EZER 3.5V TRANSILLUMINATOR



- Halogen lamp provides light output
- Fiberoptics for optimal beaming and transmission of the light
- Fully sterilizable with steam, water, gas or solutions

**EZ26TI**

## EZER 2600 3.5V STREAK RETINOSCOPE HEAD (INCLUDES 4 FIXATION CARDS)

The Ezer 2600 Streak Retinoscope is easy to use, fast, accurate and especially valuable in determining the axis of astigmatism.



- A single control sleeve for vergence and rotation & comfortable operation
- Superior streak quality enables easier and quicker refractions, including in patients with small pupils
- The powerful bulb ensures easy recognition of neutralization
- The lowest position gives a divergent beam
- Multi-coated optics
- Dustproof, maintenance free
- Metal handle-for long lasting operation

**EZRET26**

## EZER 1800 DIRECT OPHTHALMOSCOPE



- Halogen lamp provides consistent and long-lasting illumination
- Smart design and comfortable operation
- Suitable for small pupil
- 19 Lenses focusing: 0D, ±1D, ±2D, ±3D, ±4D, ±6D, ±8D, ±10D, ±15D, ±20D
- Available with AA alkaline
- Bulb power: 2.5V 1.6W

**EZ18DO**

ADDITIONAL DIAGNOSTIC EQUIPMENT AVAILABLE AT [WWW.BERNELL.COM](http://WWW.BERNELL.COM)

**RETINOSCOPY RACKS**

**L122084** (Size 10" x 1.75")

Two very nice retinoscopy bars. One is red and one is black. Each has 16 powers of lenses from 0.5D through 4D in half steps and 5-10 in one diopter steps and 12 & 15D. Comes with folding carrying case. Fits easily in a pocket.



EXAM ROOM NEEDS

**DELUXE SKIASCOPIC LENS RACK SET**

Contains two iron racks that come in a deluxe bamboo case to protect from dust. One rack contains 9 stationary 22mm diameter plus lenses (ranging from +1.00D to +9.00D) with two sliding 22mm diameter minus lenses with one at +0.50D and the other at +10.00D. The second rack contains 9 stationary 22mm diameter minus lenses (ranging from -1.00D to -9.00D) with two sliding 22mm diameter minus lenses with one at -0.50D and the other at -10.00D.

**DSLRS8**



ASSESSMENTS

**SKIASCOPIC LENS RACK SET**

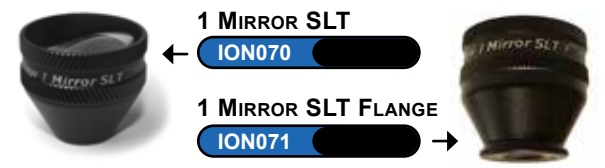
**TOM180** (Set)

Four wood racks.  
Two racks contain plus lenses; two racks contain minus lenses.  
Lenses are 22mm.



**1 MIRROR SLT & SLT FLANGE**

This single element, ALL GLASS lens has been developed specifically for angle examinations and Selective Laser Trabeculoplasty (SLT) procedures. The DirectView 1 Mirror SLT Lens has an offset top convex surface that places the image and laser application precisely over the internal reflection viewing mirror with a magnification and laser spot factor of 1.0x.



OPTICAL


VISION THERAPY

**GRAY STANDARDIZED ORAL READING PARAGRAPHS**

This spiral booklet of 12 pages of oral reading paragraphs in two different font sizes are used for Book Retinoscopy.



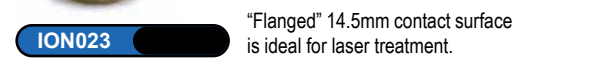
70% of the proceeds from this sale go to the Vision Leads Foundation.



**VLORP**

**ION DIRECTVIEW 2 MIRROR**

This single element ALL GLASS lens has a top convex surface that places the image and laser application precisely over the 2 viewing mirrors and application area.

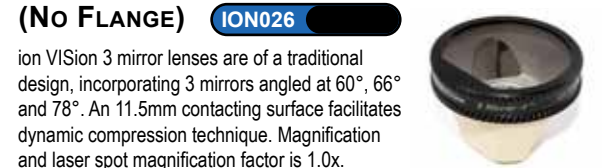


"Flanged" 14.5mm contact surface is ideal for laser treatment.

NEURO REHABILITATION

**ION DIRECTVIEW 3 MIRROR NF (NO FLANGE)**

ION VISION 3 mirror lenses are of a traditional design, incorporating 3 mirrors angled at 60°, 66° and 78°. An 11.5mm contacting surface facilitates dynamic compression technique. Magnification and laser spot magnification factor is 1.0x.



**ION DIRECTVIEW 4 MIRROR NF (NO FLANGE) WITH 2 POSITION HANDLE**

**ION061**

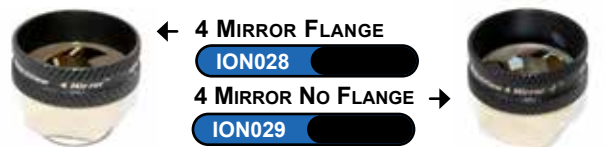
Perfect for fast and effective anterior segment examinations! This single element ALL GLASS lens provides four 64° mirrors offer complete 360° view with minor rotation. Has a small 8mm ALL GLASS, "no fluid" contact surface diameter. Magnification is .9x. Laser spot factor is 1.1x. The 2 position, ergonomic handle is perfect for straight and angled usage. Simply insert for your preference!



Viewing Range: 4 x 64°  
Image Magnification: 0.9x  
Laser Spot Magnification: 1.1x

**ION DIRECTVIEW 4 MIRROR (FLANGE OR NO FLANGE)**

Perfect for fast and effective anterior segment examinations! Four 64° mirrors offer complete 360° view with minor rotation. No flange has 8mm all-glass "no fluid" surface diameter. "Flanged" 14.5mm contact surface is ideal for laser treatment. Magnification is .9x. Laser spot magnification factor is 1.1x.



LOW VISION

REFERENCE



# RETINOSCOPY/DIAGNOSTIC LENSES



**ion VISION, Inc.**  
All-Glass Optical Lenses

## About ion VISION

Since 2003, Ion has been committed to providing the highest quality, innovative medical devices to their customers and deliver superior product performance, reliability and customer service.

Their products are developed based upon physician driven needs for innovative solutions.

Ion VISION knows how committed you are to helping patients manage their health. We share your commitment with a passion for providing lifelong solutions that can assist you in managing patients' medical conditions. They are committed to providing the ophthalmic physician with the most advanced options for treating a broad range of ophthalmic clinical indications. ion VISION's mission is to stay at the forefront of the medical device industry by offering innovative and versatile solutions to today's medical community.

## eZView | BIO Lenses

"Great lenses! The ION BIO lens has excellent optical qualities for viewing the retina, with a wide range of pupil sizes." - Gregory G. Kautz, OD, Optometric Physician Portland, OR



All ion Vision lenses are composed entirely of precision instrument-grade glass for superior diagnostic and treatment performance.

Their optimized design and exclusive enhanced broadband coating ensures maximum image integrity.

Just one look and you'll recognize the quality advantage that their eZView BIO lenses deliver.



### eZView 20D

There's a 20D in every physician's pocket. Our improved design delivers superior image clarity throughout the viewing field. Computer optimized lens surfaces eliminate optical aberrations. A true "20 diopter" design.

Available in colors: Black, Blue, Purple, Red or Green.

eZView BIO	15D	20D	20DSS*	22D	25D	28D	28DSS*	30D	40D
Part #	ION006	ION002	ION002SS	ION014	ION007	ION008	ION008SS	ION009	ION010
Viewing Range	30°-47°	46°-60°	46°-60°	56°-73°	52°-68°	53°-69°	53°-69°	58°-75°	69°-90°
Image Mag.	4.11x	3.08x	3.08x	2.68x	2.54x	2.27x	2.27x	2.15x	1.67x
Laser Spot Mag.	.24x	.32x	.32x	.37x	.39x	.44x	.44x	.47x	.6x
Price									



### \*Steam Sterilizable | SurgiView 20D & 28D

ion VISION SurgiView lenses are composed entirely of instrument quality glass — there is no plastic to fog, haze or crack during everyday working conditions. This amazing lens coating is a TRUE steam sterilizable coating which doesn't require complex care instructions or lens maintenance.

## eZView | Non-Contact Slit Lamp Lenses



### eZView 90D

The standard slit lamp biomicroscopy lens. Their 90D design delivers superior clarity, stereopsis and outstanding small pupil capabilities. Compare it to your 90D and see the difference.

Available in colors: Black, Blue, Purple, Red or Green.

### eZView 78D

Ideal general diagnostic and treatment lens.

Available in colors: Black, Blue, Purple, Red or Green.



### eZView 124SP

"The IonVision eZView 124SP has excellent optical quality for viewing the retina and vitreous, especially in a small pupil. Usually this kind of lens is difficult to use because it can collect moisture easily, but eZView 124SP is very difficult to collect that moisture. **This lens is one of the best non-contact fundus lenses through a non-dilated pupil!!**"

- Akira Negi, M.D., Professor & Chairman Department of Ophthalmology Kobe University Graduate School of Medicine

## Enhanced Broadband AR Coating

Our exclusive anti-reflective lens coating is specifically designed to minimize ambient reflection, delivering a pristine retinal image! This unique AR formula is optimized for use with all laser systems.

## ADDITIONAL ION LENSES

AVAILABLE AT [WWW.BERNELL.COM](http://WWW.BERNELL.COM)



### eZView 60D

The high magnification offered by the 60D is ideal for detailed observation of the posterior pole. Superior stereoscopic properties.



eZView Non-Contact Slit Lamp Lenses	60D	78D	90D	95D	115D	125D	124SP
Part #	ION005	ION004	ION003	ION012	ION011	ION001	ION013
Viewing Range	81°	97°	89°	98°	116°	124°	124°
Image Mag.	1.15x	.93x	.76x	1.0x	.76x	.57x	.45x
Laser Spot Mag.	.87x	1.08x	1.32x	1.0x	1.3x	1.75x	2.22x
Price							



### i3D HiMag

Using superior, medical optical high index-glass and a superior aspheric optical design, the i3D HiMag lens is a next generation, high magnification viewing lens for the Slit Lamp microscope. With great detail, imaging of the Macula, optic disc and pathologies within the central zone will be critically examined with excellent stereopsis under highly magnified conditions.

### i3D WideField

The i3D WideField is a superior upgrade to the 90D lens by utilizing high index, high resolution medical grade glass along with a next generation, 3D optical aspheric design. The i3D WideField offers far reaching field of view while maintaining typical image magnification compared to 90D style lens performance.




### i3D Ultra WideField

Utilize the i3D Ultra WideField to extend the field of view beyond 90D type lenses. The primary exam lens for routine retina exams on a daily basis. With the Slit Lamp microscope scan beyond typical boundaries compared to other exam lenses, plus this lens is easier to use with patient's having smaller pupils.

### i3D UltraWide Non-Myd

This is the lens that answers the call for non-mydriatic pupils or for patient pupils difficult to dilate. May be used as the ideal exam lens for many eye-care professionals due to the superior, specific optical quality material and next generation optical design.



### What is an Anti-Reflective (AR) coating?

The anti-reflective surface coating is one of the most important components of lens quality. Anti-reflective coating is an extremely thin, invisible multi-layer (5 or more) coating of metal oxide that is deposited on both surfaces of the lens. This multi-layer coating reduces the amount of light reflected from the lens surface allowing more light to reach the retina and thus improving image transmission.

### Why do you need AR coatings?

Between 4-16% of light is reflected back or lost by a non-coated lens. By adding an AR coating, the overall transmission of the lens can be increased by up to 15%!

i3D Next Gen	i3D HiMag	i3D Widefield	i3D Ultra WideField	i3D UltraWide Non-Myd
<b>Part #</b>	<b>ION091</b>	<b>ION092</b>	<b>ION093</b>	<b>ION094</b>
<b>Field of View</b>	97°	117°	125°	125°
<b>Magnification</b>	1.00x	0.76x	0.57x	0.45x
<b>Laser Spot Factor</b>	1.00	1.32	1.75	2.22
<b>Price</b>				

All i3D Series rings come in your choice of ring color: Black, Blue, Purple, Red or Green.

## i3D | Contact Slit Lamp Lenses



### OmniView 85

Ultra-high magnification viewing of the posterior pole. Perfect for focal laser treatment of central retinal conditions.



### OmniView 137

Ideal for use on difficult to dilate patients at the slit lamp. This lens delivers an outstanding retinal view through pupils as small as 3mm.



### OmniView 165

Ultra-wide field imaging to the ora serrata. The OmniView provides an incredibly clear view of the retina from the posterior pole to the periphery without the need of shifting or tilting the lens. Perfect for PRP.

"The OmniView 165 delivers a terrific wide field view for PRP and other procedures. The all-glass contacting element doesn't haze over time like other designs, which means I get a sharp, high contrast view every time I use the lens."

- Peter K. Kaiser, MD  
Director, Retinal Clinical Research Center Cole Eye Institute Cleveland, OH



### OmniView 135

Designed to deliver the ideal laser spot size for photodynamic therapy procedures. Provides excellent visualization of the chorioidal neovascular membrane. Also well suited for focal/grid laser therapy.



### OmniView 145

Ideal for wide field observation and treatment of the retina. Great balance of magnification and field of view.

i3D Contact Slit Lamp Lenses	OmniView 85	OmniView 135	OmniView 137	OmniView 145	OmniView 165
<b>Part #</b>	<b>ION019</b>	<b>ION018</b>	<b>ION015</b>	<b>ION017</b>	<b>ION016</b>
<b>Field of View</b>	84°	137°	137°	144°	165°
<b>Magnification</b>	1.06x	0.66x	0.44x	0.51x	0.5x
<b>Laser Spot Factor</b>	0.94	1.50x	2.27	1.97	2.0x
<b>Price</b>					

### Glass is better...

All imaging components in our contacting lens systems are made entirely from glass — even the contacting element — to ensure maximum image integrity. The glass contact element also allows for non-fluid applications, alcohol and peroxide cleaning, and long term durability. Say goodbye to the cracking, crazing and hazing that are typically associated with plastic optics.

These are the **ONLY** lenses on the market with this exclusive feature. No other manufacturer offers such a wide array of all-glass lenses. It's your money, why settle for less?

## Multi Lens Cases - ION VISION now offers multi-lens cases in a 3" x 4" size to hold either 3 or 4 of your ION VISION lenses.



### 3 Lens Cases:

**IONCS01 (\$49.95):** Lens 1: eZView 15D or 20D or 22D, Lens 2: eZView 95 or 60D or 78D, Lens 3: eZView 90D

**IONCS02 (\$49.95):** Lens 1: eZView 15D or 20D or 22D, Lens 2: eZView 95 or 60D or 78D, Lens 3: eZView 115

### 4 Lens Cases:

**IONCS03 (\$49.95):** Lens 1: eZView 15D or 20D or 22D, Lens 2: eZView 90D, Lens 3: DirectView 3 Mirror & NF or 4 Mirror & NF or Capsulotomy or Iridotomy, Lens 4: eZView 95 or 60D or 78D

**IONCS04 (\$49.95):** Lens 1: eZView 15D or 20D or 22D, Lens 2: eZView 115, Lens 3: DirectView 3 Mirror & NF or 4 Mirror & NF or Capsulotomy or Iridotomy, Lens 4: eZView 95 or 60D or 78D



NOTE: We cannot guarantee size of other company's lenses fitting in these holes, but it is foam and pliable.

# OCCLUDERS

## LONG HANDLE PLEXIGLASS OCCLUDERS

LENGTH: 9-3/8"  
CUP SIZE: 60MM

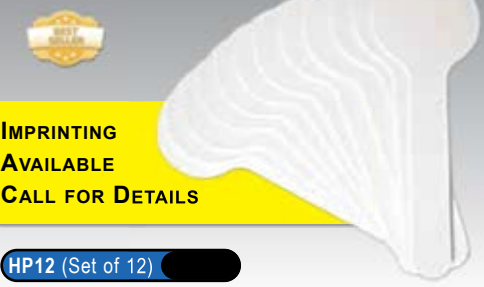
## SHORT HANDLE PLEXIGLASS OCCLUDERS

LENGTH: 6-3/4" CUP SIZE: 60MM



### DISPOSABLE OCCLUDERS

White cardboard occluders for use with patients when contagion is a concern.



IMPRINTING  
AVAILABLE  
CALL FOR DETAILS

HP12 (Set of 12)

LETTER	TYPE	DESCRIPTION	PART #	PRICE
A	DOUBLE END	BLACK AND RED MADDOX	BC207	
B	DOUBLE END	PLAIN BLACK AND PLAIN RED	BC208	
C	DOUBLE END	RED LENS AND RED MADDOX	BC209	
D	SINGLE END	RED MADDOX	BC205	
E	DOUBLE END	TRANSLUCENT (20/400) & CLEAR MADDOX	BC207CF	
F	SINGLE END	BLACK	BC204	
G	SINGLE END	WHITE	BC210	
H	SINGLE END	RED MADDOX SHORTER HANDLE	BC1200R	
I	SINGLE END	GREEN MADDOX SHORTER HANDLE	BC1200G	
J	SINGLE END	CLEAR MADDOX SHORTER HANDLE	BC1200C	

MANY OF OUR ITEMS ARE AVAILABLE AT SPECIAL QUANTITY DISCOUNTS OR WITH PRIVATE LABELING. CALL 574-259-2070 FOR DISCOUNTED PRICING!!

## LONG HANDLE PLASTIC OCCLUDERS



Length: 9.5" Cup Size: 60mm			
	NAME	PART #	PRICE
A	Double End Occluder: Red Maddox & Black	BC207P	
B	Red Maddox Occluder	BC205P	
C	Clear Maddox Occluder	BC207CP	
D	Single End Black Cupped Occluder	BC204P	
E	Black Cupped Multi-Pinhole Occluder	BC1203P	
Length: 7-5/16" Cup Size: 50mm			
F	Navy Blue Single Pinhole Occluder <small>Pinhole can be covered with slider.</small>	BC1210P	

## SHORT HANDLE VINYL OCCLUDERS

Length: 6-3/4" MATERIAL: VINYL CUP SIZE: 60MM



LETTER	NAME	DESCRIPTION	PART #	PRICE
G	Single Pinhole Occluder	Black cupped occluder with a single 1mm pinhole in the center.	BC1210	
H	Black Multi-Pinhole Occluder	Black cupped occluder with multiple pinholes.	BC1203	
I	Black and White Vinyl Occluders	Hand-held cupped occluders. Available in: Black or White.	BC1201B (Black)	
			BC1201W (White)	

### MOLDED MASK OCCLUDER

Similar design to our mask occluder, but in a molded design. Has a multiple pinhole opening that can flip in or out of place and a longer handle.

RJ025



### MASK OCCLUDER

AMASK



This is the gold standard for a reversible occluder. Can be used as a mask or an occluder. It features a multiple pinhole opening which can be changed with a flip of a lever to create a full monocular opening.

	NAME	DESCRIPTION	PART #	PRICE
A	<b>Multi Pinhole Occluder</b>	Used to determine refractive errors. Has metal spring clips to safe-guard patient's lenses.	BC3010	\$49.95
B	<b>Clip-On Occluder</b>	Heavy, durable, black plastic 45mm occluder has metal spring clip to safe-guard patient's lenses.	BC3009	\$39.95
C	<b>Clip-On Translucent Occluder</b>	Similar design to the BC3009, but with a translucent material. Patient can see outlines, but less than 20/400 distance.	BC3009T	\$44.95




### OCCLUD-A-MEASURE™

BC7019

Size: 60mm long

Inexpensive device that fulfills seven functions. Use as an occluder, measure inter-pupillary distance, palpebral fissure height, corneal diameter, pupillary diameter, near point of accommodation, and near point of convergence with dot or small clown target.



### TRANSLUCENT MEASURING OCCLUDERS

This is a set of three occluders made of flexible acrylic. Each is labelled with the level of acuity expected when looking through the occluder. Useful for determining the level of acuity required to hold binocularity in high exophores. Also good in detection of latent nystagmus.

**Important Note:** These occluders are designed for use when blurring at distance and are not for use in near acuity testing.

**Set of 3:**  
20/100, 20/200, & 20/400

BC214SET



### FILAR BI-NASAL RULE™

Economical, translucent model.


**Updated:** Added rounded corners & notch for handling.



FRBNR

### BERNELL STREFF BI-NASAL WEDGE™

**Updated:** Ergonomic design on thicker vinyl material.



**Inspired by: Dr. John Streff, OD**  
Used to help determine the amount of nasal occlusion needed. Bi-Nasal Wedge occlusion is a simple and effective way to eliminate much of the pre-fixation physiological diplopia which appears as a significant cause of patient confusion.

**Material:** Flexible, washable plastic.

Black

BNWB

Translucent - 20/400

BNWT

Both - Black & Translucent

BNWKIT

### TRANSLUCENT OCCLUDER

Allows viewing of the covered eye by the doctor during cover test while keeping the distant acuity of the patient below 20/400.

BC210T



# EYE PATCHES

## BERNELL CLING PATCH™

*Patching without the embarrassment!*

Affixes to the back of patient's prescription lens. This convenient static-cling material can be cut to the exact shape of the lens. Blurs vision approximately to 20/100, 20/200 or 20/400. Provides excellent vision occlusion while maintaining peripheral fusion.

**Step-by-step process of cutting and adhering static-cling to the shape of the lens.**

Type	Part #	Price
20/100 Blur (Pkg. of 10)	CP20100	
20/200 Blur (Pkg. of 10)	CP20200	
20/400 Blur (Pkg. of 10)	CP20400	
3 of Each Power	CPSET	



Patient wearing 20/400 blur Cling Patch on left lens.



### BANGERTER FOIL BAR

**Updated Design!** New acrylic casing with black rubber rails. Includes custom padded case.

Portions of Bangerter Foils are enclosed within an acrylic bar. The Bangerter Foil Bar is used to determine when the preference switches from dominant eye to the less dominant eye. Makes it easy to determine the appropriate foil for use in treating amblyopia and diplopia.

All available Bangerter Occlusion Foils are within the bar Acuity levels range from 1.0 to 0.0 ( 20/20 to Total Occlusion).

**FBAR**

### BANGERTER OCCLUSION FOILS



**C20+ (20 thru 300 & LP)**

A system of graded foils to equalize the spatial contrast of the dominant eye to that of the amblyopic eye. Allows patching without breaking peripheral lock of binocular vision. Bangerter foils allow occlusion without obvious appearance to other children making compliance easier. Sold individually.

Foils come in equivalent acuities of: 20/20, 20/25, 20/30, 20/50, 20/70, 20/100, 20/200, 20/300, & Light Perception (LP)

### MASK-IT™ EYE PATCH: DISPOSABLE EYE PATCHES

- Roll of 250 or 500  
(As low as \$0.30/patch)

**MASKIT250 (Roll of 250)**

**MASKIT500 (Roll of 500)**



The MASK-IT™ Eye Patch is a disposable and adjustable eye patch for use in optometry and ophthalmology offices. This eye patch offers a hygienic, yet economical disposable option (as low as \$0.30 per patch) for offices conducting eye exams regularly. Each eye patch is a white, paper sticker that measures 3.5" long x 3" wide with a 1.5" slit. Packaging doubles as a dispenser, so there is no need to remove roll from box.

### 3M OPTICLUDE EYE PATCH

Patch provides total occlusion yet allows free eye movement. Self adhesive, light-weight, and leaves no adhesive residue. **Box of 20.**

**JUNIOR: 45mm x 63mm**

**MMM1537**



### PATCHEES™ PAT

Occluders that kids think are fun. Each patient kit includes 3 Patchees® cling on white patches and one decorating sheet.



### A. CLIP-ON OGCLUDER U104A + Size + B (Black) or F (Beige)

Leaf shaped (flat along top between clips). **Sold by the doz n only.**  
**Available in:** Flesh or Black color. Please specify color and size when ordering.  
(Sizes: 46, 48, or 50mm)

\*Specify size and color when ordering such as **U104A46F** for 46mm Beige.

### B. SLEEVE OGCLUDERS

A flexible cloth occluder that easily slips over the patient's lens for complete coverage.

(Size: 2.5" Width x 2" Height)

**BC1219B (Pkg. of 6) - Black**

**BC1219F (Pkg. of 6) - Beige**

**BC1219PB (Pkg. of 6) - 3 Blue & 3 Pink**



### COLORED SLIPCOVERS

Brightly colored, soft patches slide over the lens of your glasses for total patching. Reusable. Washable. Come in patterns of sports or fun designs. **Each package has two right and two left slipcovers.**

**RSCOBY (4 Slipcovers - Sports Pack)**

**RSCOGL (4 Slipcovers - Fun Designs)**

**WHITE ELASTIC**  
**Quantity:** 6 or 12 Eye Patches  
**Large Size (85mm)**  
**SF3EW6 (6)**  
**SF3EW (12)**

**SM BLACK ELASTIC**  
**Quantity:** 6 or 12 Eye Patches  
**Small Size (70mm)**  
**SF3E6S (6)**  
**SF3ES (12)**

**LG BLACK ELASTIC**  
**Quantity:** 6 or 12 Eye Patches  
**Large Size (85mm)**  
**SF3E6 (6)**  
**SF3E (12)**

**BLACK TIE**  
**QTY:** 6 or 12 Eye Patches  
**Large Size (85mm)**  
**SF3T6 (6)**  
**SF3 (12)**

**MEDICAL EYE SHIELD**  
 Plastic shield with elastic band.  
**Quantity:** 12 Eye Shields  
**Medium Size (80mm x 55mm)**  
**U130F (Flesh)**  
**U130B (Black)**

**PIRATE EYE PATCH**  
**Quantity:** 12 Eye Patches  
**Small Size (70mm)**  
**BC1215**    **\$32.95**

**PASTEL COLORED EYE PATCHES**  
**SF3EP (Large 85mm)**  
**Packages of 6**  
**Color's Include:**  
 • Mauve  
 • Seagreen  
 • Yellow  
 • Sand  
 • Light Blue  
 • Peach

**BRIGHT COLORED EYE PATCHES**  
**SF3EA (Large 85mm)**  
**SF5EC (Small 70mm)**  
**Packages of 6**  
**Color's Include:**  
 • Red • Blue  
 • Tan • Fushia  
 • Pink • Teal

## BLACK & BLUE EYE PATCHES BY VTE ITALY



Plastic black and blue eye patch occluder with elastic band to use during monocular VT activities. The patch has peripheral micro-holes to avoid sweating on back surface. The shape of the inner surface is designed to avoid contact with patient's eyelashes.

12 pack has 6 blue & 6 black eye patches

**E/EPC1 (PKG. OF 12)**

## TRANSLUCENT EYE PATCHES BY VTE ITALY

The original from Italy. Equivalent to the Bernell BTEP.

**E/EPT1 (Bag of 12)**



## EYE SHIELDS WITH FOAM

Color	Size	Part #	Price
Black (Pkg of 6)	Large	PO147LB6	
	Small	PO147SB6	
Black (Pkg of 12)	Large	PO147LB	
	Small	PO147SB	
White (Pkg of 6)	Large	PO147LW6	
	Small	PO147SW6	
White (Pkg of 12)	Large	PO147LW	
	Small	PO147SW	
Clear (Pkg of 6)	Large	PO147LC6	
	Small	PO147SC6	
Clear (Pkg of 12)	Large	PO147LC	
	Small	PO147SC	



Solid plastic shell with soft sponge edge that hugs the face. Clear patches are especially useful for treating severe dry eyes both during the day & while sleeping. Large are 43mm x 65mm. Small are 35mm x 55mm.

## FLEXIBLE LUMINOUS EYE PATCHES

This eye patch that lets the light in, but keeps the patient fully occluded even at near. This patch is for use when doing fields such as the Humphrey Field Analyzer or the FDT. This patch reduces the light adaptation difference.

**BFEP (Bag of 6)**



## FLEXIBLE TRANSLUCENT EYE PATCHES

These patches allow the patient's eye to be seen during patching. The patient sees 20/400 or less at distance through the patch to allow peripheral fusion during patching.

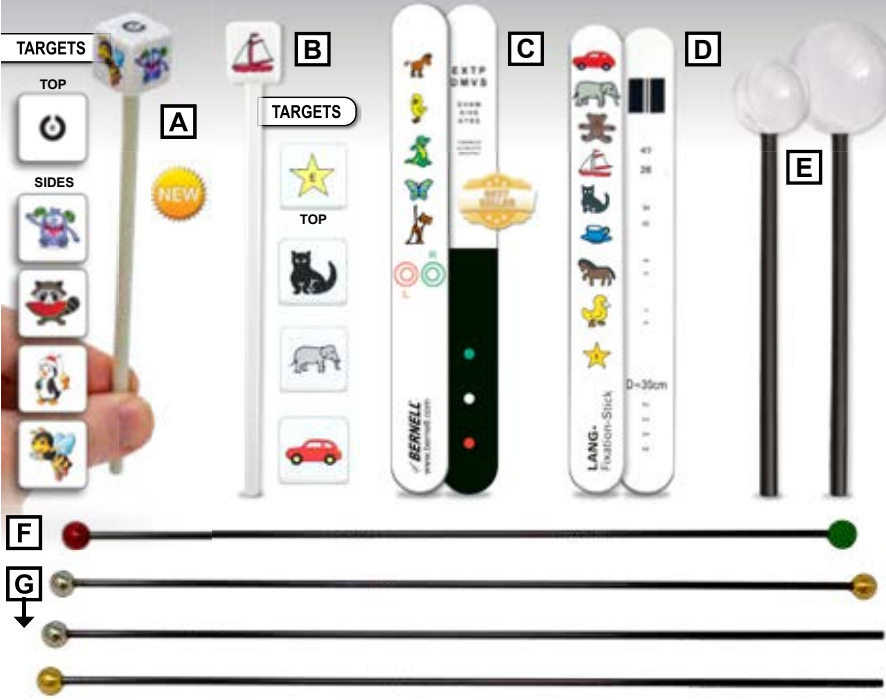
**BTEP (Bag of 6)**

**BTEP12 (Bag of 12)**

Improved translucency & flexibility vs our original.



# FIXATION DEVICES



## A. BERNELL FIXATION CUBE WITH ACUITY CHECK

This fixation cube was designed to hold the attention of pediatric patients. The cube is directly printed on four sides with colorful, fun and engaging targets each with multiple characteristics on which to have patients fixate. The white cube sits on top of a rigid acrylic rod that is off-white to promote attention toward the cube instead of the color of the rod.

**BCCUBE1**

## B. LANG FIXATION CUBE

Popular tool for holding child fixation during testing. Picture shows four sides of cube and star on top.

**LANGCUBE**

## C. BERNELL FIXATION STICK

A handy instrument for working with children. Two different R/G suppression tests added to other colorful fixation targets of interest to children. Good test for pursuits, near point of convergence, & accommodation. R/G glasses not included. **Now in a thicker, more rigid design.**

**BCFIX**

## D. LANG FIXATION STICK

Comes with multiple colorful figures. 9 easily recognizable pictures that complement the Lang Cube and Stereo Test. Reverse has several Optotypes. Printed in 4 colors, 6.25 x 0.5 in (17.5 x 1.25 cm). **Two sided.**

**LANGSTICK**

## E. ACRYLIC FIXATION BALLS

These specially designed nearpoint targets are perfect to use with young children to properly evaluate a nearpoint cover test, convergence nearpoint, dynamic retinoscopy and ocular motility.

**BCAFB10 (1" Sphere)**  
**BCAFB15 (1.5" Sphere)**

## F. DOUBLE-ENDED COLORED FIXATION WAND

Red and green ball fixation wand. Great for tests involving fixation, saccades and pursuits. Wooden red and yellow balls (0.55" Diameter) keeps attention well. Wand is made out of carbon and are 15" long.

**BCWWRG (Double-Ended Red/Green)**

## G. BERNELL FIXATIONS WANDS

Gold and silver ball fixation wands similar to the Wolff wands. Great for tests involving fixation, saccades and pursuits. Shiny metal gold and silver color balls (1/2" Diameter) keeps attention well. Wands are made out of carbon fiber and are 15" long. Available as wand set, single double-ended, or single gold and single silver.

- BCWW** (Wand Set - 1 Gold & 1 Silver)
- BCWWD** (Double-Ended Gold/Silver)
- BCWWG** (Single Gold Wand)
- BCWWS** (Single Silver Wand)

### PEN-PAL FIXATORS

Colorful little characters slip on penlight and transilluminate or fingertip as a puppet. Permit quick testing of children's eye movements. Translucent characters are made of flexible, non-toxic rubber. Delightful give-aways, but not for children under 4 years.

**Note:** Penlights (WC70206) shown on pg. 23.

- PENPALS72** (Pkg of 72 in Disposable Box)
- PENPALB** (Bag of 72)
- PENPALS1** (12 Penpals & 6 Disposable Penlights)

### FIXATION STICKS (4 PACK)

These fixation sticks are silk screen printed, so the vertical columns of letters and symbols will not fade or chip off over time (with normal use).

Use these fixation sticks for a variety of tests such as near point of convergence, vergences, etc. Four per pack.

**G15302**

### FINGER PUPPET FIXATORS (Bag of 24)

Vinyl "Rainforest Friends" Finger Puppet Fixators. Great tool for pediatric exams! Come in Assorted styles.

**Size: 1-3/4"**

Delightful give-aways, but not for children under 4 years.

**VRFP24**

### THE WOLMAN FUSION FIXATOR

The Wolman Fusion Fixator allows the doctor and therapist to have a free hand to verify eye alignment via Cover Test or to utilize a second tool, such as a loose prism, all while providing the patient with a fixation target and easy way to appreciate physiological diplopia.

- Fixation cubes can be rotated to preferred target.
- Each cube comes with four targets: Monkey, Soccer Ball, Penguin, and the letter S.

**WFF1**

### PEDIATRIC FIXATION STICKS (3 PACK)

These fixation sticks feature UV printed characters on sticks. There are four characters on each stick (top, bottom, and two sides). These fixation sticks come in a pack of three.

**G15314**

## HORIZONTAL & VERTICAL PRISM BAR SETS

NUMBERS ARE IN PRISM DIOPTERS



ALL PRISM BARS COME IN PROTECTIVE VINYL CASES

### NUMBERS ARE IN PRISM DIOPTERS

**HORIZONTAL:** 1, 2, 4, 6, 8, 10, 12, 14, 16, 18, 20, 25, 30, 35, 40 & 45

**VERTICAL:** 1, 2, 3, 4, 5, 6, 8, 10, 12, 14, 16, 18, 20, 25 & 30

**ACPS31 (SET)**



**HORIZONTAL:** 1, 2, 4, 6, 8, 10, 12, 15, 20 & 25

**VERTICAL:** 0.5, 1, 1.5, 2, 3, 4, 5, 6, 8 & 10

**ACPS20 (SET)**


**HORIZONTAL:** 1, 3, 5, 10, 15 & 20

**VERTICAL:** 0.5, 1, 1.5, 2, 2.5, 3

**ACPS12 (SET)**


## HORIZONTAL PRISM BARS

NAME	PRISM DIOPTERS	PRICE
A.) Complete Bar - <b>AHB16</b>	1, 2, 4, 6, 8, 10, 12, 14, 16, 18, 20, 25, 30, 35, 40 & 45	
B.) Extended Bar - <b>AHB10</b>	1, 2, 4, 6, 8, 10, 12, 15, 20 & 25	
C.) Better Bar - <b>AHB6</b>	1, 3, 5, 10, 15 & 20	
D.) Good Bar - <b>AHB5</b>	3, 5, 10, 15 & 20	



## VERTICAL PRISM BARS

NAME	PRISM DIOPTERS	PRICE
E.) Complete Bar - <b>AVB15</b>	1, 2, 3, 4, 5, 6, 8, 10, 12, 14, 16, 18, 20, 25 & 30	
F.) Better Bar - <b>AVB10</b>	0.5, 1, 1.5, 2, 3, 4, 5, 6, 8 & 10	
G.) Good Bar - <b>AVB6</b>	0.5, 1, 1.5, 2, 2.5, 3	



## EZ VIEW VERTICAL AND HORIZONTAL PRISM BARS

PRISM BAR SET	PRISM DIOPTERS	PRICE
EZ View Horizontal and Vertical Prism Bar Set (with Case) <b>EZHVSETC</b>	<b>Horizontal Sizes:</b> 1, 2, 4, 6, 8, 10, 12, 14, 16, 18, 20, 25, 30, 35, 40, and 45 Diopters. <b>Vertical Sizes:</b> 1, 2, 3, 4, 5, 6, 8, 10, 12, 14, 16, 18, 20, 25, and 30 Diopters.	


\*Combination set shown



The EZ View Prism Bar eliminates a problem that exists with other prism bars: the numerical magnitude of the prism has typically been located on the thick edge of the prism bar. This created a problem for the examiner. When using the prism bar to measure either the angle of deviation or to measure

convergence and divergence amplitudes, the examiner had to either turn the prism bar sideways to view the numerical magnitude or make a pronounced movement to the side to view the prism magnitude. When moving the position of prism magnitude with EZ View the examiner can now see the numbers without the need to either turn the prism bar or change viewing position. The issue of turning the prism bar sideways during the assessment of vergence amplitudes could interfere with the accuracy of the measurement. These issues can be particularly problematic for less experienced examiners; EZ View's design allows clinicians to concentrate on the important aspects of the examination procedures and easily view the results.

**Prism Bar Features:** Improves vectographic results. Reduces washout. Eliminates reversal. Superior diopter accuracy.




**POWERS PRINTED ON FRONT OF PRISMS INSTEAD OF SIDE!**

INDIVIDUAL PRISM BARS	PRISM DIOPTERS	PRICE
EZ View Horizontal Prism Bar <b>GOEZH</b>	1, 2, 4, 6, 8, 12, 14, 16, 18, 20, 25, 30, 35, 40, & 45	
EZ View Vertical Prism Bar <b>GOEZV</b>	1, 2, 3, 4, 5, 6, 8, 10, 12, 14, 16, 18, 20, 25, & 30	




# TRIAL FRAMES & LENSES



**A. CHILD SIZE TRIAL FRAME**

Plastic and metal frame to keep weight to a minimum. Will hold two lenses in front, one in back of each eye. Adjustable temples length. No mechanical rotation of lenses.  
PD Range: 52mm to 82mm.

**TOM2247IN**



**B. LIGHTWEIGHT TRIAL FRAME**

A common problem working with children is that the weight of the trial frame makes it difficult to keep it on their nose. This frame is much lighter than others. A speed dial rapidly changes the PD. Temples are shorter to work better on children, also. PD Range: 54mm to 70mm

**TOM2247CH**



**C. UNIVERSAL TRIAL FRAME**

Will go to smaller PD (48mm) than most. Lightweight Universal type trial frame is well-made and functions excellently. Fine professional appearance. Holds 3 cells in front and one behind.  
PD Range: 48mm to 80mm

**TOM2247**



**D. EASY ADJUSTABLE TRIAL FRAME**

For Adults. Easy to adjust, lightweight trial frames for adults. Features adjustable temples for customized comfort. Additionally, these fit five standard 38mm trial lenses inserted at the same time. These sturdy, yet lightweight frames weigh only 61g.

**TFLW70**

## DELUXE ADJUSTABLE TRIAL FRAME

A fully adjustable adult Trial Frame where you can adjust the nose piece, height, temple length, and PD Range: 48 to 80mm. Axis and inclination are also adjustable. Holds 3 lenses in front and 2 in back. Includes vertex distance scale.



**SILVER & TEAL  
TFLU80**

## PEDIATRIC LIGHT WEIGHT TRIAL FRAME

This trial frame is well-made and functions excellently. Fine professional appearance. Holds 3 cells in front and one behind. This trial frame is a mere 47g weight which is the lightest trial free around the world. It is easy to use with less adjustment needed to obtain a proper and comfortable fit onto the patient. The lightweight plastic and metal construction will ensure many years of use.



- PD is adjustable from 48mm to 60mm
- Axis of astigmatism
- One touch adjustment ton nose pad
- Accommodate up to four 38mm trial lenses
- Temple with spring hinge
- Available in angle and length
- Light 47g, Simple Reasonable
- Easy slide-on temples

**PD Range:  
48mm to 60mm  
TOM4860CH**

## FLEXIBLE BABY TRIAL FRAME BLUE WITH ELASTIC



**TFBP48**

This simple trial frame is made of flexible plastic, holds two 38mm trial lenses on each side. Fully marked. A soft elastic strap to provide comfortable snug fit. The frame measures 98 mm from hinge to hinge with a 50PD. Includes plastic storage case.

## TRIAL LENS CLIPS



**BC3011 (Pair) BC3012 (Single)**

Clips on patient's glasses for over-refraction. Sold as a pair with two lens cells or single with three lens cells. Metal spring clips are rubber coated. Avoid vertex distance error between phoropter and spectacles. Converts children's spectacle frame to a child's trial frame. Comparable to Keeler and Jannelli trial lens clips. Holds standard 1-1/2" (38mm) trial lenses.

## ADJUSTABLE AXIS TRIAL FRAME SETS

The adjustable trial frame sets are both comfort and light weight. Come with adjustable temples to fit the patient's needs. Both the adult and pediatric sets contain 5 frames inside a cardboard storage box. Each frame holds three trial lenses in the front and one lens behind each side. Knobs located on the front of the frames allow for easy axis rotation.



**PEDIATRIC**

**ADULT**

**Pediatric Fixed PD's:** 52, 54, 56, 58, 60  
(Sold in Assorted Colors)

**CNTFCH (Pediatric)**

**Adult Fixed PD's:** 60, 62, 64, 66, 68  
(Color: Gray)

**CNADCH (Adult)**

## JACKSON CROSSED CYLINDERS

**TOM3030 + (Power)** Hand-held crossed cylinders are great for working with children, wheelchair or low vision patients.  
Please specify power when ordering.  
\*Example: TOM303075 for +/-0.75



**Approximate  
Size: 35mm**

**Includes Case**

**Available in:**  
+/- 0.25, +/- 0.37, +/- 0.50, +/- 0.75, +/- 1.00 & +/- 2.00

## JACKSON CROSSED CYLINDER SET TOM3030SET

Same Jackson Crossed Cylinders pictured above, but in larger case.

**Includes:** +/- 0.25D, +/- 0.50D, +/- 0.75D, +/- 1.00D in foam lined aluminum case.

## TRIAL RINGS

Metal silver-plated trial rings, 38mm, 1.5" in diameter without lenses.

(Sold by the dozen only)

BC116A



## MADDOX TRIAL LENSES

Maddox drop-in lenses mount in trial rings oriented 45° to the handle. Available as either Red, Green or White.



TLRMC (Clear)

TLRMG (Green)

TLRMR (Red)

## 8 WELL TRIAL LENS HOLDER WITH ADJUSTABLE PD



PTLH8D



This lightweight, plastic flipper can also act as a trial lens holder, allowing you to change out trial lenses with ease. Each of the eight wells holds a single 38mm trial lens, or our 38mm prism lenses. Now has white tick marks.

- Adjustable holder with a PD range of 47mm to 87mm
- Has axis scale directly printed on holder for accuracy in testing

## FULL APERTURE GLASS REPLACEMENT TRIAL LENSES

Standard 38mm replacement trial lenses with full diameter aperture.

### ← Spherical Lenses



plus (+) lenses range: +0.12 to +20.00D  
minus (-) lenses range: -0.12 to -20.00D

TLRS+

Buy 10+, Save \$1 per Lens

### Cylindrical Lenses →




plus (+) lenses range:  
+0.25 to +6D in .25 Steps +7.00 & +8.00D  
minus (-) lenses range:  
-0.25 to -6D in .25 Steps -7.00 & -8.00D

TLRC+

Buy 10+, Save \$1 per Lens

### ← Prism Lenses




PD lenses range:  
0.5 to +2.5PD in 0.5 Steps  
3 to 8PD in 1 Steps 10, 12, 14 & 16PD

TLRP+

Buy 10+, Save \$1 per Lens

## LENS HOLDERS

Available with: 4, 8 or 10 wells. (Do not use lenses larger than 38mm.)



The most durable holder for trial lenses. Holds standard lenses in 38mm trial rings. (Trial rings easily slip in and out of spring clips.) Or, it holds 38mm round plastic prisms which are not in trial rings.

(A.) BCLH10 (Lens Holder with 10 Wells)

(B.) BCLH4 (Lens Holder with 4 Wells)

(C.) BCLH4D (Lens Holder with 8 Wells)

HAS AXIS SCALE ON HOLDER

## 266 PIECE TRIAL LENS SET

Extremely durable yet light metal case. 38mm lenses. Two of each power. 0.25D steps to 6D. 0.5D steps to 10D; 1D to 16, 18 & 20D. +&- Cyl 0.25 steps to 4D; .5D steps to 6D. 0.5PD, 1-10PD; 2 Maddox, two Jackson Cross Cylinders, frosted, black, green, slit, polariscope, pin hole, and cross.

Also available as a kit, which combines best selling 266 Piece Trial Lens Set with our most popular Trial Frame (TOM2247U).



CNS266 (Set Only)

CNS266KIT (Kit)

## ADJUSTABLE PD TRIAL LENS HOLDER/FLIPPER WITH AXIS SCALE

This lightweight, adjustable PD trial lens holder allows you to change out the lenses with ease. Each of the four wells holds a single 38mm trial lens or our 38mm prism lenses. The adjustable PD ensures that you are properly centered on your patient's pupils. The axis scale on each holder improves both ease of use and accuracy.

- Adjustable holder expands from 40mm to 85mm.
- Has axis scale on holder.



PTLH4D

**Sphere Lens (2 of Each)**  
Convex/Concave (+/-): 0.12 thru 20.00

**Cylindrical Lens (2 of Each)**  
Convex/Concave (+/-): 0.12 thru 6.00

**Prism Lens**  
0.50 (2), 1.00 (2), 2.00 (2), 3.00 (1), 4.00 (1), 5.00 (1), 6.00 (1), 7.00 (1) & 8.00 (1)

**Accessory Lens**  
Red Filter Lens (1), Green Filter Lens (1), Plain Lens (2), Black Lens (1), Cross Line (1), White Maddox (1), Frosted Lens (1), Pinhole (1), Slit (1) & Cross Cylinder (2)

Extremely durable metal case that adds convenience for moving between exam rooms, or safely storing.



## 232 PIECE TRIAL LENS SET WITH ALUMINUM CASE

CNS232A

## ADJUSTABLE & FIXED TRIAL LENS HOLDER/FLIPPER

These lightweight, plastic holders allow you to change out the lenses with ease. Each of the four wells holds a single 38mm trial lens, or our 38mm prism lenses. With these tools you can now rotate base-in/out or base-up/down both quickly and easily.

- Adjustable holder expands from 45mm to 85mm.
- Both holders do not include trial lenses or prism lenses.



ADJUSTABLE  
PTLSF1

FIXED  
FTLH4

# PUPILLARY REFLEX DEVICES

## BERNELL PUPILLOMETRY EXAM KIT

This combination kit was developed to serve as an all-in-one assessment kit for pupil measurement. This handheld circular pupillometer device is used for measuring different size pupils. It was developed and researched by Dr. Jack Richman, O.D., as part of the Massachusetts Drug Evaluation and Classification Program (MDEP). This pupil measurement device is used by law enforcement officers across the country to assist in determining whether people are possibly impaired and/or under the influence of drugs.

The reverse side has expected pupil size in different lighting conditions for non-impaired people. Each kit includes (2) pupillometers plus a modified LED penlight that produces the same intensity light as an incandescent bulb. Scan QR code to read the comparative study on the modified LED penlight vs. an incandescent penlight, which was performed by Dr. Jack Richman, OD, FAAO, FCOVD.

Each Kit includes (2) of the MDEP Pupillometers, plus the modified Bernell MDEP LED Penlight.

**Penlight Specifications:**

- Material: Black, metal housing
- Switch: Click On/Off button on end of device
- Size: 4-3/8" long by 1/2" diameter
- Battery: 1 AAA Alkaline (not included)



Scan QR code to read the comparative study on the modified LED penlight vs. an incandescent penlight, which was performed by Dr. Jack Richman, OD, FAAO, FCOVD.

**MDEP LED Penlight and Pupillometer Combo Set**  
**PENPKIT2**

**MDEP Pupillometer**  
**MDEP (Pkg of 5)**  
Buy 10 or more for **\$7.75 each**

### DISPOSABLE PENLIGHTS

6 Pack of disposable penlights. Battery is built-in. Has pupil size gauge on side.

Penpals available on pg. 19.

**WC70206 (Pkg of 6)**

**12+ PACKS @ \$7.75 EACH**  
**4-11 PACKS @ \$8.25 EACH**  
**1-3 PACKS @ \$8.95 EACH**



### COBALT BLUE PENLIGHTS & CAP

Same disposable penlight with easy-to-use UV filter. Used with Fluorescein. Filter is removable and can be stored on opposite end of penlight.

**3 Penlights & Blue Filter Cap**  
**ALPEN**  
**Blue Filter Cap for Penlight**  
**ALPENF**



### CHROME PENLIGHT

Reusable penlight clips to pocket. Uses (2) AAA batteries (Included).

**BS100**



### SUPER BRIGHT LED PENLIGHT WITH CLIP

This super bright LED penlight is much brighter than a standard penlight. This is an excellent light source for foreign body inspection when the Cobalt Blue Penlight (ALPENF) is added. It provides a bright target light when used with a Maddox Rod or similar test at distance. Lightweight reusable LED penlight clips to pocket.

**LED200**



Uses 2 "AAA" Cell batteries. LED lasts for a lifetime. Push button switch located on back.

### LIGHTWEIGHT LED ALUMINUM PENLIGHT WITH PUPIL GAUGE

Anodized Aluminum LED penlight clips to pocket. Uses 2 "AAA" Cell batteries (Not Included). Includes holster for belt attachment. LED lasts for a lifetime. On/off push button on top. Produces a warm yellow light.

**Body Color:** Blue Aluminum  
**Length:** 5"  
**Body Dia.:** 0.5"  
**Lumens:** 49



**LED400**

### UV PENLIGHT

This penlight is ideal for pupil examinations of a patient with a dark iris. The UV light causes the lens of the eye to fluoresce making pupil edge much easier to see. Important item for all OD's to have.

This ultra slim pen light features a LED that lasts up to 100,000 hours and includes a glare guard and (3) AAA alkaline batteries. The battery last up to 24 hrs. of burn time. This penlight has a battery life 20 times greater than a standard flashlight.

**Length:** 6.21"  
**Body Dia.:** 0.375"  
(15.17 x 0.95 cm)



**UVPEN**


### SILVER LED PENLIGHT

Reusable LED penlight clips to pocket. Uses (1) AAA battery (not included). LED light provides consistent lighting and LED lasts for years. On/Off button on back.



**LED100**

### CLEAR PUPIL GAUGE WITH PUPIL CHARACTERISTICS CHART



This pupil gauge was designed by Sharon Almalhodaei, COMT. The clear sturdy material makes it easy to measure pupils accurately and quickly, and includes a handy reference chart of abnormal pupil findings.

**ETTPC1** **Material:** Thick, clear plastic

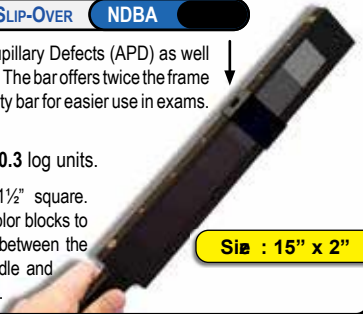
### NEUTRAL DENSITY BAR **NDBL**

**Optional 1.8 LOG UNITS SLIP-OVER **NDBA****

Used to measure Afferent Pupillary Defects (APD) as well as to try to break suppression. The bar offers twice the frame size as a regular neutral density bar for easier use in exams.

**It offers filter values of:**  
**1.8, 1.5, 1.2, 0.9, 0.6, and 0.3 log units.**

Each individual filter is a 1 1/2" square. The product contains solid color blocks to prevent dust from gathering between the layers. It comes with a handle and leather-like pouch for storage.



**Size: 15" x 2"**

### NEUTRAL DENSITY BAR

Has 6 neutral Density levels from 0.3 to 1.8 log units. Used in conjunction with "Swinging Flashlight" test to detect Afferent Pupil Defects. Made in a prism-bar format. Includes protective sleeve case.

**G15119**

## POCKET CFF TESTER™

CSCFF

The **critical flicker frequency** testing device is a compact, hand-held device for determining the CFF values of a patient's vision. Critical fusion frequency is the point at which a light is flickering so fast that the visual system perceives it as a solid or non-flickering light.

In certain neurological conditions, the CFF of a patient will change. The measurements may be taken on the right eye, left eye or both eyes.

### The CFF unit will give you three values:

- 1) The point where the solid light first starts to flicker is referred to as non-seeing to seeing or NSTS.
- 2) The point where you are seeing the flicker and the frequency increases till you no longer see the flicker, which is referred to as seeing to non-seeing or STNS.
- 3) The average of the two values above.



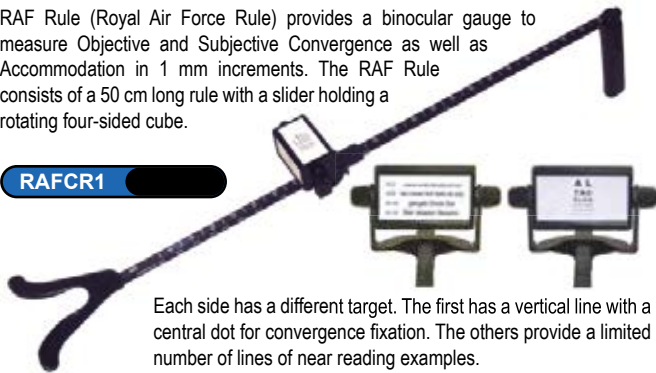
Scan QR code to view an animation of the flickering light.



## RAF (ROYAL AIR FORCE RULE) CONVERGENCE RULE

RAF Rule (Royal Air Force Rule) provides a binocular gauge to measure Objective and Subjective Convergence as well as Accommodation in 1 mm increments. The RAF Rule consists of a 50 cm long rule with a slider holding a rotating four-sided cube.

RAFCR1



Each side has a different target. The first has a vertical line with a central dot for convergence fixation. The others provide a limited number of lines of near reading examples.

## ACCOMMODATION & NEAR POINT RULE

GR50B

Dark Grey

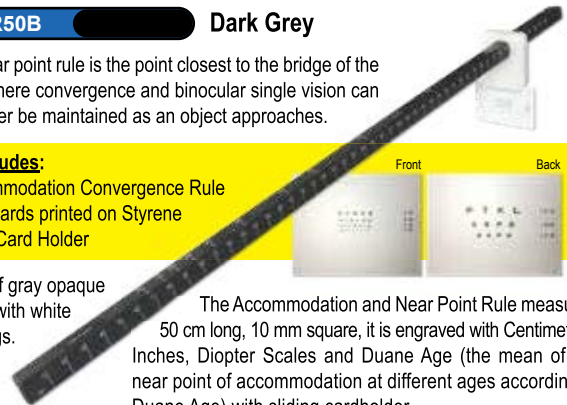
The near point rule is the point closest to the bridge of the nose where convergence and binocular single vision can no longer be maintained as an object approaches.

### Kit Includes:

- Accommodation Convergence Rule
- Two Cards printed on Styrene
- Slide Card Holder

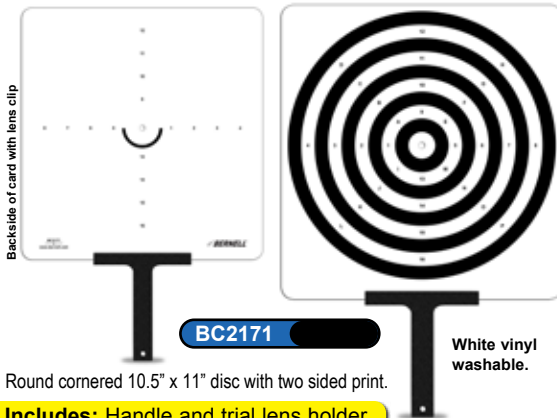
Made of gray opaque plastic with white markings.

The Accommodation and Near Point Rule measures 50 cm long, 10 mm square, it is engraved with Centimeters, Inches, Diopter Scales and Duane Age (the mean of the near point of accommodation at different ages according to Duane Age) with sliding cardholder.



## PLACIDO DISK, CLIP, & HANDLE

This economical keratoscope is used to determine the curvature characteristics of the anterior surface of the cornea.



BC2171

White vinyl washable.

Round cornered 10.5" x 11" disc with two sided print.

Includes: Handle and trial lens holder.

## ACCOMMODATION CONVERGENCE RULE

Used to test & train monocular, binocular, accommodation, and rock. Trains convergence using physiological diplopia as the control on suppression. Features four scales; dioptic values, duane age, centimeters and inches. Made of durable plastic with engraved black numbers.

GR50 (Complete Kit)

GR50CH (Cardholder Only)

BC21 (Replacement Card)

Size: 21" long x 7/16" square



Kit Includes: Accommodation convergence rule, slide card holder and two cards.

## EXOPHTHALMOMETER

Made of clear plastic, exophthalmometer has millimeter scale on both sides to check for parallax. Luedde design. 3-1/4" long. Fits in coat/shirt pocket.



WO05655

## HERTEL EXOPHTHALMOMETER

TMI90

This is the standard for measuring exophthalmos reliably and repeatable. This instrument is more accurate in detecting changes from year to year than the Luedde.



# VISION SCREENING

## BERNELL PRELIMINARY TEST KIT FOR YOUR OFFICE *Save Over \$70 with this kit!* **BPTKIT**




Often primary care optometrists are being forced into seeing more patients per hour or per day in order to survive economically with third party plans. Unfortunately, this sometimes means either foregoing certain tests or delegating them to technicians. Sadly, particularly with children, the assessment of the binocular system is one of the first things to be passed over in a routine exam. In order to free up the doctor's time and yet get the necessary information of the binocular skills for the doctor, Bernell has developed a preliminary room test kit which may be used by a technician. It is designed around simple free space tests instead of an instrument such as a stereoscope to allow a more realistic test of real world demands.

- **BCBS548** - Worth 4 Dot flashlight with Letters which is used to measure fusion & convergence abilities.
- **BCFIX** - Fixation stick to test pursuits & accommodative skills & NPC.
- **BCSALCD** - Saladin test card quickly & easily measures vertical & horizontal phorias & fixation disparities.
- **BC1275VF** - Vergence flipper with 6 Base-Out & 3 Base-In lenses equally before the eyes.
- **BC1284150** - Hyperopia Flipper +1.50 for testing farsightedness
- **DEMNV** - DEM test of eye movements to assess visual processing & eye movement skills
- **Manual** - Simple manual written for the technician

## BERNELL DELUXE SCHOOL SCREENING KIT *Save Over \$200 with this kit!* **BSSK**

- **BC11931** - Snellen 20 Ft Acuity Chart
- **BC1284150** - Hyperopia Flipper +1.50
- **CVT1** - Color Vision Testing Made Easy
- **BC204P** - Occluder
- **BCDI** - HOTV Distance Acuity Chart
- **VA1010S** - Butterfly Acuity Test
- **BCNIE** - HOTV Near Card with Elastic
- **DEMNV** - DEM Test and manual
- **BC200** - Bernell-O-Scope
- **BCVTPK2G** - Pre-Kindergarten Test Book
- **BCFIX** - Fixation Stick
- **BC816AMAE** - AMA Near Test Card w/ Elastic
- **BSROD** - 9" Brock String Rod
- **BCF402** - Recording Forms
- **Manual**



After years of working with different optometrists and ophthalmologists, Bernell has developed a kit with for screening of the major visual skills necessary for the primary grade student. Tests cover visual acuity at distance and near, convergence and accommodation, stereopsis, color testing, saccadic eye movements, phorias and fusion, suppression, and hyperopia. Kit comes with instruction manual that explains how and why of each test. Designed for use by school nurses or persons with some vision screening training.

### ADDITIONAL KITS AVAILABLE ONLINE

#### BROKEN WHEEL TEST™ FOR NEAR

This convenient test appears as a near rotary card for the phoropter, but is instead handheld. One can rotate the card to show two windows in a column. The patient simply selects which car has the broken wheel. The correct answer appears on the back of the card so that the administrator of the test can easily score the response. A chart that is included gives an approximate visual acuity based on the farthest distance at which the patient consistently and correctly responds.



**BWTRC**

#### SHERIDAN GARDINER TEST



These are sometimes referred to as the Cambridge Crowding Cards.

**WOSGT**

The Sheridan-Gardiner Test contains both near vision and distance vision tests according to the Faculty of Ophthalmologists and Snellen Standards. This Test also includes a reduced Snellen Test. Testing depends on matching shapes rather than identifying or naming letters. All are reversible. The Sheridan Gardiner Test is primarily designed for children but is also usable for deaf mute or other patients unable to interact with traditional letter based visual acuity tests. Results are more reliable than illiterate E or similar tests. A series of orthoptic booklets in washable plastic finish are included with the basic kit to augment the range of letters in each size.



#### BROKEN WHEEL TEST™

**BWT**

FOR CHILDREN WHO HAVE TROUBLE WITH THE TUMBLING "E" TEST

Easily administered, valid and reliable test of visual acuity in children 2 to 5 years of age, the visually or mentally handicapped, the multiple handicapped, deaf, or brain damaged, of any age. Uses a clinical approach of testing for visual acuity by incorporating the Landolt C. The Broken Wheel Acuity Test utilizes cards that have a familiar, non-threatening symbol (car), presented in a forced choice response. The simple recognition of the gap in a Landolt Ring is the critical feature. The acuity level in this test has been established to be equivalent to Snellen Letter optotype. No interpretation of the directional orientation of the optotypes is necessary, since both cards are the same except for the critical feature. Responses can be by finger pointing, hand pointing, or by eye pointing. Includes a pretest for response reliability. 18 cards. VA from 20/100 to 20/10.

#### Broken Wheel Test™ - Advanced Guide

Detailed guide for utilizing the broken wheel test cards. Includes training exercises with accompanied illustrations. Letters, screening worksheets and glossary are also included.

#### Advanced Guide for the Broken Wheel Test™



**BWTM**

# OPTEC PLUS SMART VISION SCREENER

FROM STEREO OPTICAL

Your practice requires a new generation of vision screening devices.

The Stereo Optical OPTEC PLUS all-in-one digital vision screener enables quick, thorough and repeatable results in the pre-test room, saving valuable time in the exam lane.

New features include a user-friendly interface, an expanded library of tests with limitless customization including auto-mode, randomization and protocols.

- Testing distances: Near, Far and intermediate
- Monocular and Binocular
- Lighting conditions: day / night
- Constant and homogeneous luminance levels with controlled lighting in accordance with the international standard
- Multiple language options available
- No training or certification needed
- Lightweight and portable
- Tablet, laptop, or personal computer (PC)




## EASY TO USE AND INTUITIVE INTERFACE

- Control your test on a single screen
- Choose your test conditions in 1 click:
  - Night & Day
  - Monocular L&R, Binocular
  - Far, Intermediate, Near distance selection
  - Random
- Change your selection at any time
- OPTEC PLUS IQ enables running tests under the glare condition



## THE OPTEC PLUS TEST LIBRARY IS DESIGNED TO FIT ALL YOUR NEEDS



- Preliminary tests:** Loss of accommodation, Visual acuity / letters / numbers / Landolt / Griller / E-Tumbling / ETDRS
- Refractive tests:** Anisotropy Red/Green, Astigmatism, Latent hyperopia, Fusion, lateral and vertical phoria, Depth Perception
- Non refractive tests:** Color tests / Contrast sensitivity test
- Additional tests:** HCTV tests, Road sign recognition, Alien tests
- Horizontal peripheral vision test:** Stimuli at 60°, 70°, 80°, 90°, 100° and 38° temporal, 43° nasal
- Glare recovery test:** Seconds after which subjects can see the 60% post exposure to glare (OPTEC PLUS IQ)

\*Only available in North America

OPTEC+

ADDITIONAL VISION SCREENERS ARE AVAILABLE ONLINE. VISIT [WWW.BERNELL.COM](http://WWW.BERNELL.COM) FOR MORE INFORMATION.



Optec PLUS WITH YOUR OWN PC



Optec PLUS WITH TABLET



Optec PLUS WITH LAPTOP

## SPECIFICATIONS

Dimensions: 19" x 11.15" x 17.95"  
 Weight: 14.7 Lbs  
 Input: 100-240V , 50 - 60 Hz  
 Output: 24 DC, 2.1 A (50W)  
 Compliant to: CE, FDA, FCC and ISO 16284 standards  
 Classification: Class 1 Medical device without measurement function  
 Option available: Headphone, ancillary lenses, peripheral mask

### PC requirements:

- Processor Dual core 1,8GHz minimum
- Microsoft windows XP Sp3 minimum, 7 or vista pro or familial, 8 & 8.1 (x86 or x64) 10, 8 RT not compliant
- Ram 2Gb DDR2 minimum
- Screen 1280x768
- 2Go hard disk for the software
- 1 port USB 2.0 High speed or Native Bluetooth

As improvements are made, these specifications and pictures are not contractually binding and may be changed without prior notice.

## CUSTOMIZATION: CREATE YOUR OWN PROTOCOL IS SIMPLE

- Design and record your own protocol:
  - Optometry screening
  - Occupational medicine
  - Driver rehabilitation
  - Sports/Athletic
  - F.A.A.
  - Public Health, Primary Care
  - Schools, Pediatrics
- Modify your present protocols during screening.
- All tests can be randomized



## AUTOMATIC MODE\*: INCREASE THE EFFICIENCY OF YOUR PATIENT FLOW AND SAVE TIME IN THE EXAM LANE



- With this unique feature, the tests can be:
  - Self administered by the patient or
  - Delegated to your staff
- Text to speech technology guides patient through the test, freeing you from repetitive tasks
- Present auto-mode protocols
- The OPTEC PLUS records the patient's results for you

## CONNECTIVITY: GET ALL THE ADVANTAGES OF A SMART DEVICE

- Digital records in pdf file that can be printed, extracted and exported
- EMR compatibility to ease your data transfer
- Operated and monitored on:
  - PC - Laptop
  - Tablet
- Wireless connectivity: Bluetooth and WiFi



\* Patent pending



Optec PLUS

"My profession requires a new generation of visual screening devices"

Order Now by Phone at (574) 259-2070 or Go To [www.bernell.com](http://www.bernell.com)

# FIELD & MACULAR DEGENERATION TESTS

## BERNELL VISION DISC

Measure the range of a person's peripheral vision.



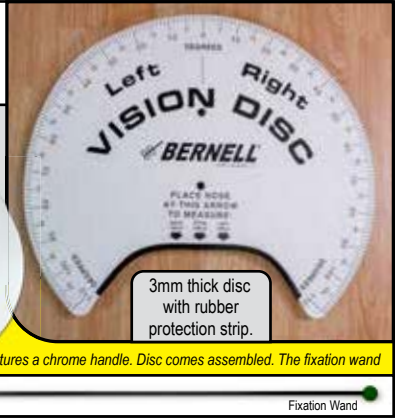
**BCVDISC**

Low cost, simple-to-use direct measurement device. Accurately tests and measures peripheral visual fields for each eye, as well as full field. Fixation wand provides a multi-color target for measurement.

- Aids in detecting and measuring scotomas.
- Use to detect field loss due to ptosis prior to requesting surgery approval
- Allows for quick and easy testing of patients to see if they meet the minimum visual field requirements for driving in some states.

**Size:** 19" Wide x 16" High  
**Includes:** Disc, Handle, Fixation Wand & Instructions

*Disc is 3mm thick and has a rubber protection strip for soft touch against user's nose. It also features a chrome handle. Disc comes assembled. The fixation wand has red and green wooden balls on a carbon wand. Wooden red and green balls (.055" Diameter) keeps attention well. Wand is made out of carbon and is 15" long.*



Backside of Disc.

3mm thick disc with rubber protection strip.

Fixation Wand

## TANGENT SCREEN

Great for Recording Central Fields!

Made of the finest quality black felt. Attached one meter ribbon and occluder establishes the test distance. No need for headrest or chinrest. Double hanging rod model insures flatness.

**Screen Size:** Approximately 47" x 50".

**Kit Includes:** Recording Charts, Wand & (8) Velcro Dot Targets.



*\*Note: Tangent Screen image is a simulated design to better illustrate pattern. Product has stitching that matches the design, but is black not white.*

<b>Complete Kit</b>	<b>BC4001 (Kit)</b>
<b>Replacement Items Sold Separately</b>	
<b>Recording Forms</b> 8.5" x 5.5"	<b>BCF501</b> (Pkg. of 100)
<b>Wand</b>	<b>BC4001W</b>

## HAND DISK PERIMETER


Designed for professionals or business and industries under state or federal regulations which require employees to pass perimeter tests. Good for determining scotomas.



<b>Complete Kit</b>	<b>BC4022 (Kit)</b>
<b>Wand and Targets</b>	<b>BC4022W</b>
<b>Recording Charts 5" x 8"</b>	<b>BCF502 (Pkg. of 100)</b>

## MRM GRID BOOK

Amsler type Grid Book tests for metamorphopsia, maculopathy and retinopathy. **Test book includes 8 tests** printed on rigid white vinyl with black dividers in between. Instructions located on inner cover for each test, as well as table of values for viewing distance. Spiral bound. Includes one pad of Recording Forms and B/W grids.



<b>MRM Grid Book</b>	<b>BC2245 (5.5" x 8.5")</b>
<b>Replacement Recording Forms</b>	<b>BCF553M (Pad of 50)</b>

## AMSLER GRID BOOK WITH 7 TESTS

Types of Amsler Grids found in this book:

- Standard black with White Grid
- Standard with Diagonals for Central Scotoma
- Black with Red Grid
- Black with White Dots
- Parallel Lines on Black
- Parallel Lines with Central Lines
- Standard with Small Central Squares

**AGH801**

## ← ARMD PAD **SIZE: 5" x 8"**


Amsler grid pad for testing and monitoring macular problems. Ideal for patients to take home. Heavy, non-wrinkle paper.

**Pad of 50 Sheets** **BCSMDP** **\$11.50**

## ARMD SINGLE MAGNET →

Similar design as the ARMD pad, but printed on a black magnet. Allows patients to stick to metal of refrigerator or medicine cabinet.

**ARMDMAG** **SIZE: 5" x 6.5"**  
**50+**




**GENERAL INSTRUCTIONS**  
 1. Place card at approximately 12" from eye.  
 2. Test right eye first by covering left eye. Then repeat procedure on left eye (by covering right).  
 3. Look or concentrate at center dot.  
 4. Notice any waves, distortion or blind spots in the lines. If problems are noticed, inform your licensed vision care specialist immediately.

## ARMD PAD WITH REFINED CENTRAL FIELD

Amsler grid pad with additional lines at the central fixation point for testing and monitoring macular problems. →

**Pad of 50 Sheets**  
**BCSMDGRID**

**SIZE: 5" x 8"**



**GENERAL INSTRUCTIONS**  
 1. Hold card at approximately 12" from eye.  
 2. Test right eye first, by covering left eye. Then repeat procedure on left eye (by covering right).  
 3. Look or concentrate at center dot.  
 4. Notice any waves, distortion or blind spots in the lines. If problems are noticed, inform your licensed vision care specialist immediately.

ORDERS OF 500+ CAN BE IMPRINTED ON EITHER PAD WITH YOUR NAME & PHONE. PLEASE CALL FOR PRICING.

## OKN BANNER Developed by: Curt Baxstrom OD

Two 12" x 24" two sided sheets are used to test for the optokinetic reflex. Banner allows larger peripheral stimulus. Comes with a target that is roughly 1/4" black and white stripes on one side and 1/2" black and white stripes on the other. A second banner has 1" wide white and black stripes on one side and a child interest target similar to our DAL301 on the other side. Can be rolled up for easy storage. Clear end pieces hold banner from curling. Washable plastic material similar to window shade.



OKNKIT

## PEEK-A-BOO PATTI™ LOW CONTRAST TEST



These cards rely on the idea that children and infants respond better to faces than to random symbols or shapes. These cards use a Peek-a-Boo Patti shape to hold the attention of children. Each card uses the same shape and is printed in six different contrast levels.

This test set consists of four oval cards which are printed on both sides with contrast levels of 1.25%, 2.5%, 5%, 10%, 25% and full contrast. One card is left blank for presentation. Durable and washable.

Dimensions: 17" x 11" x 1"

USO2535

## MULTI- CONTRAST SLOAN LETTER FLIP BOOK

Low Contrast Value:  
100%, 2.5%, 1.25%




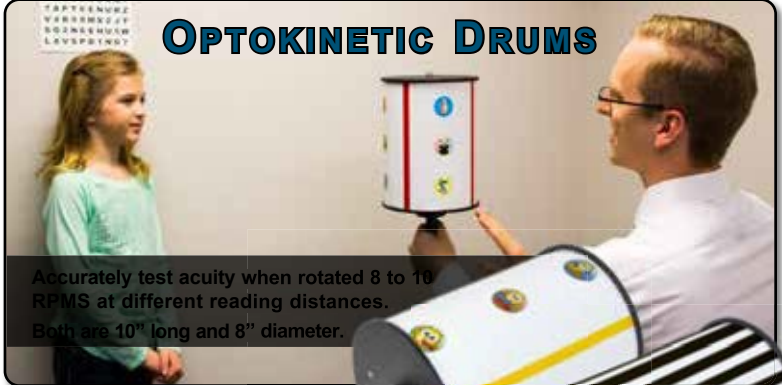
Chart Comes with: Test Instructions, Recording Forms, Soft-tipped Pointer, 2 meter cord, Conversion Charts

The test chart is also bound and includes instructions and recording forms. Each level uses traditional Sloan optotypes in an ETDRS format for an equally difficult test from beginning to end. Every level uses a different series of optotypes to help reduce any possibility of memorization. Also, each contrast sensitivity level is highly calibrated and will produce accurate results. This flip book is an excellent choice for research because of its accuracy and reliability.

Dimensions: 16" x 16" x 1"

PV2180

## OPTOKINETIC DRUMS




Accurately test acuity when rotated 8 to 10 RPMs at different reading distances. Both are 10" long and 8" diameter.

### A. PEDIATRIC MODEL

DAL301

### B. ADULT MODEL

DAL300



## PEDIATRIC OKN BANNER ADAPTER FOR ADULT OPTOKINETIC DRUM

Sized to fit over our Adult Optokinetic Drum (DAL300) this vinyl sheet is used to test for the optokinetic reflex. The banner has child interest targets similar to our DAL301. Can be rolled up for easy storage. Clear end pieces hold banner from curling. Washable plastic material similar to window shade. Velcro on backside of the banner allows for easy attachment around the Adult Optokinetic Drum (DAL300).



OKNADP1 (Child Adapter)

## PELLI-ROBSON LETTER NEAR CONTRAST SENSITIVITY CHARTS (SET OF 3)

Optotype Options: PATTI PICS, PV NUMBERS, or SLOAN

Features Traditional Sloan Optotypes found in the Original Pelli Robson Chart! For use at 16 in (40cm) Includes three charts, each of which is scramble. Choose from traditional Sloan Optotypes, Patti Pics Pediatric Optotypes or PV Numbers Optotypes.



### Patti Pics - Set of 3

PV5011PP

Acuity  
Level 10m  
(20/630)  
at 40 cm  
(16 in).

### PV Numbers - Set of 3

PV5012N

### SLOAN Letters - Set of 3

PV5013S

Handy and durable case included for storage.

## HAMILTON-VEALE CONTRAST SENSITIVITY TEST

This easy and convenient test can be used to monitor a decrease on the contrast sensitivity function over time. This test also demonstrates the difficulty of seeing in poor lighting or at night. Conditions affecting Contrast Sensitivity include: Age, Glaucoma, Cataract, IOL, Keratomas, Diabetes, Macular edema, Optic neuritis, MS, Parkinsons, Papilloedema. Made of washable material.

### RULES OF THUMB WITH THIS TEST:

- **Level 4 or Less:** Suffer from severe loss or are legally blind
- **Level 5-8:** Suffer significant loss and need contrast enhancement
- **Level 9-12:** Have noticeable loss and need lighting evaluation
- **Level 13-16:** Have a near normal contrast sensitivity



HVCST



# ACUITY - DISTANCE

## 20 FOOT TEST CARDS - WASHABLE PLASTIC & TRANSLUCENT

**LARGE SNELLEN E " TEST**

20/200 to 20/10  
Size : 11" x 22.5"

BC11931

**TUMBLING E "**

20/200 to 20/10  
Size : 11" x 22.5"

BC11942 \$13.95

**LARGE KINDERGARTEN VISION TEST CHART**

20/200 to 20/20  
Size : 11" x 22.5"

BC1243

**HOTV DISTANCE TEST**

This test for illiterate patients has HOTV letters on one side & Allen figures on the other. Use with HOTV near card for a matching test. See pg 36. Size: 11" x 22.5"

FRONT BACK

BCDI

**ASTIGMATISM CHART**

Has wheel to determine axis of astigmatism.

Size: 10" x 17"

DBLC036

**SNELLEN TEST**

Red & Green lines define 20/30 & 20/20 vision.

20/100 to 20/15  
Size : 9" x 14"

BC1261

**ILLITERATE TEST**

20/200 to 20/15  
Size : 9" x 14"

BC1262

**KINDERGARTEN TEST**

20/100 to 20/10  
Size : 9" x 14"

BC1263

**SMALL LED ILLUMINATOR CABINET WITH TABLE BASE**

PVLEDCTB

Cabinet uses long life LEDs to edge illuminate the light panel. This cabinet offers uniform lighting across the chart face. It's ultra-thin at only 3 cm (1.2 inches) and weighs only 2 kg (4.5 pounds). Input 12 volts DC 0.75 amps.

LED cabinet is great for testing distances ranging from 40 cm to 4 meters. Table stand allows for easy portability by connecting to the back of the stand with magnets. Chart pocket in rear to hold charts when not in use.

Compatible with 9" x 14" charts (None are included).

Power plug adapter may be needed for use outside the U.S.

Cabinet measures: 10.5"W x 14.25"H x 1.2"D (26.5 cm x 36.5 cm x 3 cm).

## 10 FOOT TEST CARDS - WASHABLE PLASTIC & TRANSLUCENT

**LEA SYMBOLS® 13-LINE TRANSLUCENT DISTANCE CHART SET**

Size : 9" x 14" (23 x 35.5 cm)

A LEA SYMBOLS® distance chart with proportionally spaced optotypes (logMAR); line sizes range from 20/125 to 20/8 (6/38 to 6/2.4) equivalent, 0.16 to 2.50. Utilize with PVLEDCTB LED Cabinet. Set includes the chart, a response key, and instructions.

10 feet, 3 meters testing distance

GL250400

**SLOAN MassVAT 10 Ft TEST**

Chart Size : 9" x 14" (23 x 35.5 cm)

Great Screener for Amblyopia.

Two smaller groups 6M to 2.4M for repetitive testing (20/40, 6/12 to 20/16, 6/4.8 equiv.).

Can be wall-mounted.

Utilize with PVLEDCTB LED Cabinet.

10 feet, 3 meters testing distance.

PV2189

**PV NUMBERS NON-REFLECTIVE TRANSLUCENT DISTANCE CHART**

Size : 9" x 14" (23 x 35.5 cm)

Useful for testing sight in multiple languages. Also helpful for testing preliterate and illiterate patients.

Two smaller groups 4.8M to 1.2M for repetitive testing (20/32, 6/9.5 to 20/8, 6/2.4 equiv.).

Can be wall-mounted.

Utilize with PVLEDCTB LED Cabinet.

10 feet, 3 meters testing distance

PV2712

10 FOOT TEST CARDS - WASHABLE PLASTIC & TRANSLUCENT

EXAM ROOM NEEDS

ASSESSMENTS

OPTICAL

VISION THERAPY

NEURO REHABILITATION


LOW VISION

REFERENCE

**HOTV INTERACTION BAR**  
DISTANCE EYE CHART 10'

HOTV visual acuity test includes interaction bars for easier identification of separation difficulties. Great tool for preliterate screenings and is used by school nurses.


Size: 17" x 11"



**PV2005US**

**SLOAN LETTER TEST**


UPDATED 10/50 to 10/8  
CHART Size : 9" x 14"



**BCLD10**

**10' SNELLEN E " TEST**


10/100 to 10/5  
Size : 8" x 11.75"



**BC11910**

**TUMBLING E " TEST**

Tumbling "E" pad (BCE) to make this an easier matching test.  
10/100 to 10/10 Size: 9" x 14"



**BCE10**

**SYMBOL TEST**

Great for preschoolers & higher. 10/100 to 10/10  
Size: 9" x 14"




**BCS10**

**HOTV RED/GREEN BAR**  
VISION TEST CHART

HOTV vision test with red and green stripe. These stripes can help as a screener for Color Vision.


Size: 17" x 11"



**PV2055**

**10' TEST CHART**


10/100 to 10/8  
Size : 9" x 14"



**BC1264**

**SLOAN FOLDING LOGMAR CHART**


Acuity range from 20/200 to 20/10. Two smaller groups for when repetitive testing. (20/50 to 20/10) Can be wall mounted.  
Size: 18" x 18" (Folds to 9" x 18")



**USO1012**

**HOTV 10FT TEST**

This test for illiterate patients has HOTV letters on one side & Allen figures on the other. Use with HOTV near card (BCNI) for matching with non-verbal patients. Size: 21.5" x 11.5"

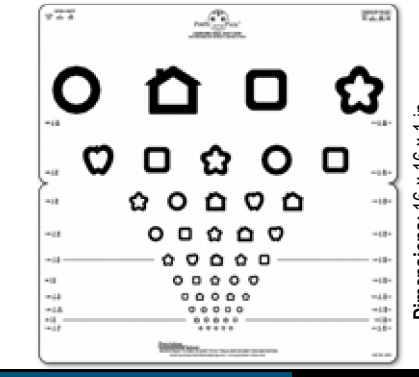


**BCDI10**

**PATTI PICS 10 LINE FOLDING CHART**

Patti Pics are calibrated symbols used for vision testing for pediatrics. They are calibrated to Sloan standards and help to minimize mistaken loss or gain of lines when the patient transitions from pediatric charts to adult charts. Coupled with a MassVat design, Patti Pics charts are highly accurate and usable for pediatric testing.  
FRONT: Proportional spacing; Acuity range 30M to 2.4M  
BACK: MassVAT format; Acuity range 12M to 2.4M

Dimensions: 16 x 16 x 1 in

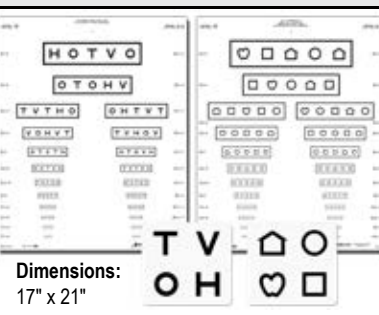


**PV2502 (10 Feet, 3 Meters)**

**LEA SYMBOLS® & HOTV MASSACHUSETTS DISTANCE CHART**

A pediatric eye chart for vision testing children beginning at age 2 1/2 years. Features LEA SYMBOLS® pediatric symbols on one side and HOTV optotypes on the opposite. The 50% spaced rectangles (Massachusetts Visual Acuity Test format) have line sizes from 20/100 to 20/8 (6/30 to 6/2.4) equivalent. Has a hole for hanging the chart on the wall. Response key and instructions are included.

Dimensions: 17" x 21"




**GF7500 (10 Feet, 3 Meters)**

**LEA SYMBOLS 10-LINE FOLDING PEDIATRIC EYE CHART**

Pediatric eye chart featuring LEA SYMBOLS® for screening or testing individuals beginning at age 3. This eye chart folds in half for added mobility or easy storage. Front side of eye chart features pediatric symbols in proportionally-spaced lines (ETDRS format) for monocular vision testing. The opposite side, pediatric symbols are in Massachusetts Visual Acuity Format for both left eye and right eye testing.

Response key and instructions are included.


Dimensions 16" x 16"



**GL250200 (10 Feet, 3 Meters)**

# ACUITY - DISTANCE

## Low Vision Distance Acuity Chart



Designed by two low vision doctors. The chart has a 20/630 size number as well as numbers & tumbling "E's" that are 20/500, 20/400, & 20/317 sizes. These take the memory out of acuity testing. The 20/250 page & below have four numbers of the same size. This allows you to test each eye individually without concern for memorization. Also, by observing which number is seen first, the tester can decide which part of the field has the best fixation. Chart lists size by logmar & Snellen equivalent to 20/20.

**LVDAC**

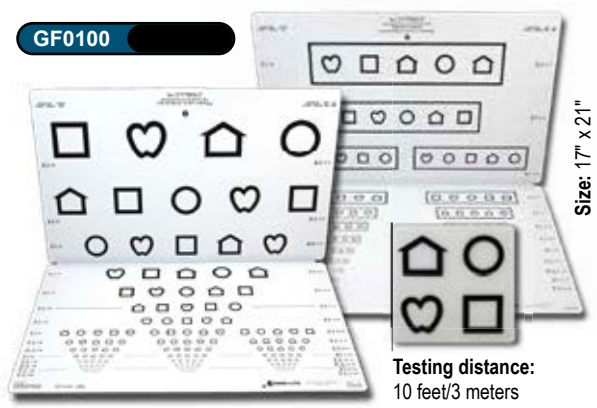
## Low Vision Visual Acuity Book



- Original Feinbloom arrangement modified by using PVNumbers® and a logarithmic progression from 20/1000 to 20/20
- Uniform rows of 5 numbers each from 20/100 to 20/20
- Notations are given in feet and M units with equivalent Snellen fractions for a 10 foot test distance.

**LTVAB1**

## LEA SYMBOLS® 15 LINE FOLDING DISTANCE CHART



For screening or testing individuals beginning at age 2 1/2. Proportionally-spaced lines; line sizes range from 20/200 to 20/8 (6/60 to 6/2.4) equivalent. 50% spaced rectangle (Massachusetts Visual Acuity Test format) with line sizes from 20/100 to 20/8 (6/30 to 6/2.4) equivalent. Has a hole for hanging the chart on the wall. Includes: Response key and instructions.

**GF0100**

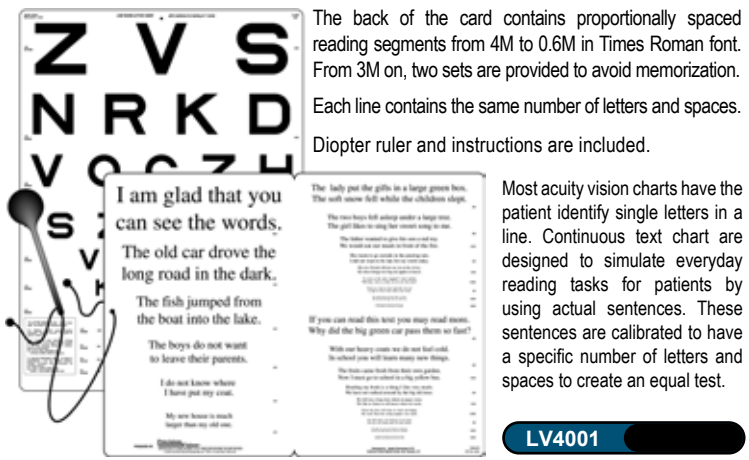
Size: 17" x 21"

Testing distance:  
10 feet/3 meters

## Low Vision Letter Test Chart

Chart contains SLOAN letters in LogMAR increments. Optotypes range in size from 50M to 5M on the main chart and from 6M to 1M on the inside chart.

When used at 1 meter, the main chart covers the entire Low Vision range from 1/1(20/1000, 0.02) to 1/5(20/100, 0.2) and extends to 1/1 (20/20, 1.0) on the inside chart. A cord with an occluder is attached to accurately maintain the 1-meter testing distance.



The back of the card contains proportionally spaced reading segments from 4M to 0.6M in Times Roman font. From 3M on, two sets are provided to avoid memorization. Each line contains the same number of letters and spaces. Diopter ruler and instructions are included.

**LV4001**

## TUMBLING E PAD

Printed with large 20/200 E on one side and a series of four 20/20 tumbling E's on the other calibrated to a 20 ft. distance.




Handed to a child allows a matching test instead of a verbal one.

**BCE (Pad of 100)**

Size : 4.25" x 4.25"  
Pad of 100 Sheets

## TUMBLING "E" FOLDING DISTANCE CHART



Two smaller groups 7.5M to 1.5M for repetitive testing (20/50, 6/15 to 20/10, 6/3 equiv.). Can be wall-mounted.

The design of the Tumbling E is similar to that of grating stripes. This is helpful in the detection of Against the Rule Astigmatism. Also, the Tumbling E chart has proven to be nearly equal to the gold standard Landolt C chart when it comes to visual acuity thresholds. Tumbling E charts are useful for testing patients of multiple ages and languages.

Dimensions: 20 x 13 x 1 in  
Chart Distance: 3m / 10ft

**PV2316**

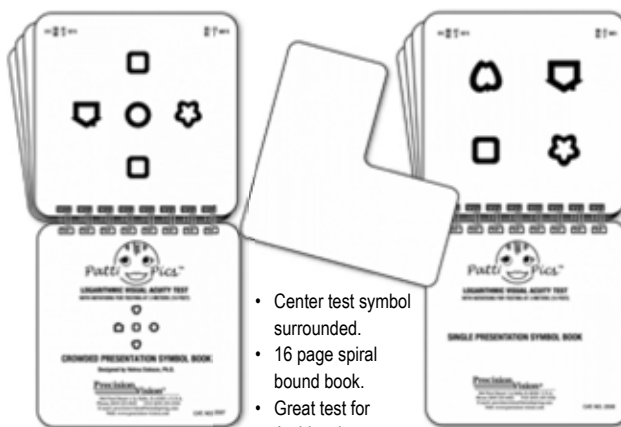
### HANKS PEDIATRIC TEST CARDS



Collection of 66 test cards for use during examination of children. Hanks Paediatric Optotypes - Calibrated from 6/60 to 6/4. Designed for this purpose and tested in clinical trials to confirm recognition of the symbols by young children. Landolt C & Illiterate E Optotypes are also included - Calibrated from 6 / 60 to 6 / 4. Color Vision Screening - Pseudo-isochromatic plates with letters, numbers, circles and trails. Each card has matte lamination and is encapsulated for long life protection. Actual size of each card is 108 x 112mm.

**AUPTC**

### PATTI PICS PRESENTATION BOOK STANDARD & CROWDED



**Crowded**

**Standard**

- Center test symbol surrounded.
- 16 page spiral bound book.
- Great test for Amblyopia.

Patti Pics symbols are great for pediatric testing and are highly reliable. Patti Pics have been developed for pediatric testing and are calibrated to Sloan standards. Each optotype follows a strict criteria. Each symbol has equal difficulty and blur at threshold. Also, the size of each symbol is based from the Snellen 5x5 grid principle. All Patti Pics symbols are easily recognizable and have high testability. **Dimensions:** 2 x 9 x 1 in

**USO1015C (Crowded)**

**USO1015 (Standard)**

### LEA SINGLE SYMBOL BOOK



The Single Symbol Book is ideal for people who cannot perform when tested with a line test. This book can help determine the best resolution of the visual pathway in a child/adult with amblyopia or impaired vision. Single optotype line sizes from 20/200 to 20/8 (6/60 to 6/2.4) equivalent.

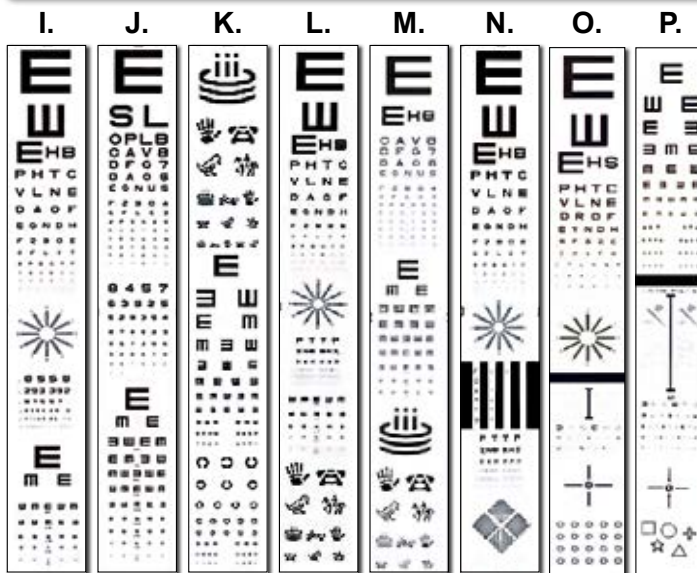
**Includes:** Isolating mask, response key, flash cards, and instructions.

13 pages, 5" x 5" (12.7 cm x 12.7 cm)

10 feet, 3 meters testing distance

**GF0600**


### PROJECTOR SLIDES (STEREO OPTICAL)



Slides fit most projectors. Vectographic slides do require a polarizing screen. To learn more about the slides listed, you may visit our website at [www.bernell.com](http://www.bernell.com). They are listed under Primary Care-Projector Slides & Screens.

Order Now by Phone at (574) 259-2070 or Go To [www.bernell.com](http://www.bernell.com)

# ACUITY - NEAR



**PCARDSET** (Set of A, B, & C - Save Over 10%)

## A. PHOROPTER REPLACEMENT CARD

Bernell's replacement card for the AO Phoropter for **about half the price** of their card. Includes a simple new target for phorias. Vinyl material. Card rotates to several different screens on two sides. Similar screens as the original. Works on most copies of other phoropters.

**PCARD** (1 Card)  
**PCARD** (2+ Cards)

## B. PHOROPTER CLIP

This clip gets a lot of use rotating the card to allow viewing of front & back. The original clip made by AO cost \$100+ to replace. Eventually all will be replaced as there is wear on this unit. Ours is similar to the AO, but costs much less. Holds the AO card or the Bernell replacement card.

**PCCLIP** (1 Clip)  
**PCCLIP** (2+ Clips)

## C. PHOROPTER ROD

After a while, the rod on your phoropter seems to show its age. The ruler on it is bonded to the rod, but separates over time. Bernell now sells replacement rods due to customer demand. Our rod is similar in design & size as the AO. The cost is about half. Your patients really notice when your equipment starts to look worn. They may not know what the equipment is, but old worn equipment sends a bad message of how much you care. One side shows inches & diopter demand; the other side shows centimeters.

**PHROD**

## D. POLARIZED PHOROPTER TEST

These two cards attach to both sides of your phoropter card. When used with the polarized lenses in your phoropter, the patient can only see the right side of the card with the right eye & only the left side with the left eye. The top half of the 2nd card is seen by the right eye & the bottom half by the left eye. This card also tests for suppression during fusional measurements of the vertical and lateral associated phorias. Comes with clips to attach but does not include PCARD or PCCLIP.

**PCARDPA**

## LEA SYMBOLS POCKET NEAR CARD

Pediatric near vision card featuring LEA Symbols pediatric symbols for testing children or illiterate adults at 16" (40 cm). It's small size makes it easy to carry or store. Front side contains proportionally-spaced lines in logarithmic progression with line sizes ranging from 20/400 to 20/10 (6/120 to 6/3) equivalent. The reverse side features pediatric symbols in 50% spaced rectangle (Massachusetts Visual Acuity Test format). Line sizes range from 20/100 to 20/16 (6/30 to 6/4.8).

Size: 3.75" x 6.25"  
Testing distance: 16" (40 cm).

**GL250900**

## SLOAN POCKET CARD - NEAR VISION WITH CONTINUOUS TEXT

Pocket Test is useful to quickly screen for near vision deficiencies in any situation. Card features traditional Sloan optotypes on the front and a Continuous Text chart on the back. This Continuous Text test is great for testing everyday reading and vision in patients.

Includes Pupil Gauge and Rulers. Protective coating allows washing or cleaning with alcohol without any damage to chart faces.

Screening Distance: 40cm /16in  
Chart Size: 3.75in x 6.25in

**PV2113**

## LIGHTHOUSE POWERCARD NUMBER & WORD RECOGNITION POCKET-SIZE TEST CARD



Designed as a rapid test for checking current prescription and accuracy of the add to be prescribed. Line increments in logMAR units in Snellen equivalent.

Acuity range 8.0M to .4M (20/400 to 20/20).

Card Size: 9.5 x 16cm (3.5 x 6.5in)

**USOLPC**

## PV NUMBERS POCKET SIZE POINT CARD

PV Numbers adhere to Sloan Optotype standards. They are easily recognizable and used for testing in multiple languages. MassVat format helps to isolate optotypes for easier testing.

PV Numbers optotypes are highly calibrated to Sloan optotypes and are considered reliable and accurate. PV Numbers are great for universal testing with patients that are not familiar with the Roman alphabet. PV Number Near Point card is great for screening vision in multiple countries.

Screening Distance: 40cm /16in  
Chart Size: 3.75in x 6.25in

**PV2710**

## ROSENBAUM POCKET VISION SCREENER



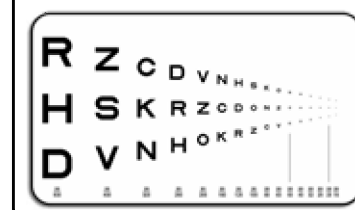
A handy portable card with many uses. Has 20/800 to 20/20 at 14 inches. Also lists Jaeger and point scales of print. Has a pupil gauge from 2 to 9 mm. Has inch and metric rulers. Printed front/back.

Card Size : 6-3/8" x 3-1/2"

**RPS**

## RUNGE POCKET NEAR VISION CARD

This pocket card features a unique horizontal design for testing. Also, chart is designed with the vision test on the front and the correct responses on the opposite side.



Protective coating allows washing or cleaning with alcohol without any damage to chart faces.

Screening Distance: 40cm /16in  
Chart Size: 9.5cm x 16cm

**RSLPNV1**

## TELLER ACUITY CARDS™ II

Vision testing for infants and other nonverbal patients. You can use to test infants, toddlers, preschoolers, and disabled older patients. Includes scientifically established norms. These 16 high quality and highly calibrated test plates that are laminated to protect and extend their life. They measure 20/20 to 20/3200 acuity.

- TACSET (Full Set - 16 Cards)
- TACSET2 (Half Set - 8 Cards)



Card Size: 10" x 22"



## CARDIFF ACUITY TEST SET™

**A).** Designed for acuity measurement of children 6 months to 3 years. Also useful with other age groups with intellectual impairment, dementia, head injury, or stroke. Uses Preferential Looking to provide an excellent accuracy of diagnosis. The figure loses contrast at the acuity threshold. Thus resolution, detection, & recognition acuity thresholds are combined. Target figures are pictures in decreasing widths of white & black lines. Tests in 0.1 logMAR steps. Suggested distance is 0.5 meters or 1 meter with acuity equivalent from 20/320 to 20/12.5.

**B).** **Low Vision Upgrade.** If you already own a Standard Cardiff Acuity set (NCATS), NCATSLVU is a set of nine cards to supplement the Standard set to Low Vision Cardiff Set. (Includes 3 cards each of level A, LVB, LVA plus two dividers)

A). NCATS (36 Card Set)

B). NCATSLVU (Low Vision Upgrade)



## BRVT THE BERKELEY RUDIMENTARY VISION TEST

For Visual acuity levels beyond the limit of the letter charts, the common practice is for clinicians to categorize vision according to whether the patient can count fingers (CF) or detect hand motion (HM), but there is no recognized or standard procedures for doing this.


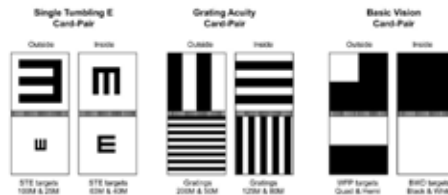


Chart Size (Inches): 12x14 in

TBRVT

The Berkeley Rudimentary Vision Test (BRVT) was developed to enable efficient and easy measurement of visual acuity beyond the limits of the letter chart. It becomes necessary to make the test task simpler than the letter chart task and, in order to achieve very large angular sizes, very close viewing distances may be required. In the interests of simplicity and flexibility of use, the BRVT has 3 card-pairs. Each card pair consists of two 25 cm square hinged cards so each card-pair has 4 target surfaces.

## PRECISION VISION - GRATING PADDLES

USO2533

Paddles with gratings are more interesting to infants than equally contrasted paddles. These paddles have black and white stripes that are set one cm per degree of visual angle at 2 feet. Preferential viewing has been proven accurate in several studies.

Patti Stripe paddles are highly useful for testing the contrast sensitivity of children, infants, and those with mental disabilities. The contrast sensitivity is tested by placing the gray paddle in front and the grated paddle behind and sliding it out. If the child can see the grating or contrast level, they will respond by following the paddle. The set includes seven separate CPCM gratings that help to establish a contrast sensitivity level in pediatric patients.

Patti Stripes consists of six gratings at 0.3, 0.6, 1.2, 2.4, 4.8 and 9.6 CPCM (cycles per centimeter) along with the CPD (cycles per degree) for the three test distances of 25, 50, and 100 cm (10, 20 and 40 in.) printed on the handle.

- Can be washed with soap and water or cleaned with alcohol.
- Extremely durable made from 4 mm plastic. These will hold up to years of service.
- Set includes four paddles, three with gratings printed on both sides and one solid gray face for presentation.



## FACE DOT TEST™

Developed by Jack Richman, O.D.

This tests for visual acuity in difficult-to-test pre-verbal or nonverbal infants and children with low cognitive or developmental functioning levels. The face is an easily recognized target and provides a strong attention stimulus for low functioning patients. The test employs the use of contrast sensitivity in a forced choice testing procedure. The results may be converted into an approximate visual acuity based on the testing distance.


The set includes three paddles that be used at different test distances to approximate visual acuity. Distance chart is on back of test paddle. Instructions for the different testing methods are also included.



JRFDP



# ACUITY - NEAR



## COMPUTER & MULTIFOCALS CARD - 2ND EDITION

ALLOWS YOU TO CHECK IMPORTANT COMPUTER & MOBILE DISTANCES IN THE EXAM CHAIR


Specifically designed for patients requiring corrective multifocal eyewear. Card may be placed at different heights and distances to simulate the complete computer screen. Card is printed on two sides – one side shows a computer screen with Microsoft Word document with different font sizes. Simulates a 15" computer monitor with shiny screen. It includes highlighted and colored words. The second side shows a mobile tablet and phone with text to stimulate real world applications.

**BCCRT2 (8.5" x 11" Card)**

## MNREAD POCKET CARD

The MNRead Pocket Card is the perfect demonstration tool to confirm selected low vision device magnification levels for individuals of all ages with low vision.

One of the key innovations of the original MNRead card are the well-designed continuous text paragraphs, which provide fantastic clinical simulations of the typical reading task. This approach helps ensure that clinician-selected magnification devices are appropriate for patient's everyday reading goals.



Size: 9" x 6"

**MNRPC1**

## HANKS NEAR READING CHARTS



Popular A4 size, two sided laminated near-point chart for both adults and children. Range of print sizes with visual acuity notations in Snellen, Jaeger, Decimal, etc. Also shows indicated magnifications & reading ages. Includes a wide range of contemporary near tasks: Music, computer, phone book, newsprint, share listing, classifieds, textbook, etc.

**AUNRC**



## "BEE" CONTINUOUS TEXT NEAR CARD

Continuous Text Card for testing patients 10 and up. Simple sentences in proportionally spaced (logMAR) lines with Snellen equivalents. Acuity range 8.0M to .4M (20/400 to 20/20). Pediatric card tests children with elementary reading levels (grades 1-3). Two-sided, measures 18x23cm (7x9in).

**LIBEEC**




## "BIRD" CONTINUOUS TEXT NEAR CARD

Continuous Text Card for testing patients 7 and up. Simple sentences in proportionally spaced (logMAR) lines with Snellen equivalents. Acuity range 8.0M to .4M (20/400 to 20/20). Pediatric card tests children with elementary reading levels (grades 1-3). Two-sided, measures 18x23cm (7x9in).

**LIBIRDC**

## LEA SYMBOLS & LEA NUMBERS NEAR VISION CARD

This card combines a LEA Symbols® line test on one side and a LEA Numbers® line test on the opposite side. Proportionally-spaced lines from sizes 20/400 to 20/10 (6/120 to 6/3) equivalent. Attached 16-inch (40cm) cord ensures proper testing distance.



Response key printed on test card. Flash cards and instructions included.  
Size: 8" x 10" (20.3 cm x 25.4 cm).  
16 inches, 40 cm testing distance

**GF251000**

## PATTI PICS NEAR VISION CHART

Memorization can alter testing results and create an inaccurate record for the patient. This near vision chart features multiple groups for repetitive testing help minimize memorization. This helps to create a more accurate and reliable vision chart that yields repeatable results. Each side is different to minimize memorization.

**Near at 40cm Testing Distance.**  
**Intermediate at a Choice of 66cm or 80cm Testing Distances.**  
Both have cord for easily achieving proper testing distance.  
Near Vision Testing at 40cm: 8M (20/400) to .20M (20/10)  
Intermediate Vision Testing at 66cm: 8M (20/250) to .20M (20/6.3)  
Intermediate Vision Testing at 80cm: 16M (20/400) to .40M (20/10)

**PV2508**


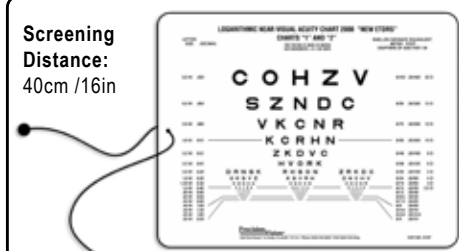


Chart Size: 12" x 9" x 1"



Screening Distance: 40cm /16in

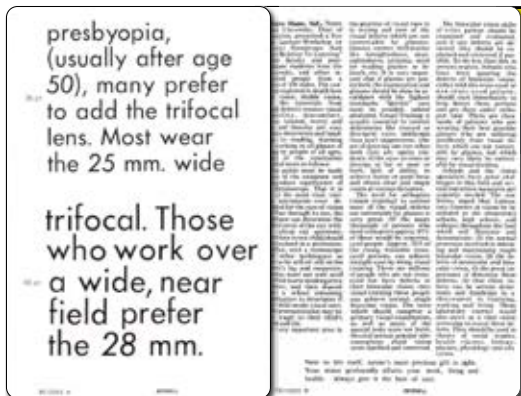

Chart Size: 12" x 9" x 1"

**PV2107**

## SLOAN MULTIPLE GROUP NEAR VISION TESTING CARD SINGLE SIDED


Two smaller groups 2M to .20 for repetitive testing (20/100, 6/30 to 20/10, 6/3 equiv.).

Memorization can alter testing results and create an inaccurate record for the patient. This near vision chart features multiple groups for repetitive testing help minimize memorization. This helps to create a more accurate and reliable vision chart that yields repeatable results.




**4.5 TO 24-POINT TYPE PRINT IN PARAGRAPH FORM**  
**TWO-SIDED PRINT**  
**BC2202**


**4.5 TO 24-POINT TYPE PRINT IN PARAGRAPH FORM**  
**TWO-SIDED PRINT**  
**BC2202**




**PLANE SCHEDULE, PHONE, STOCK MARKET LEDGER, SHORTHAND, ENGINEER DRAWING**  
**TWO-SIDED PRINT**  
**BC2204**



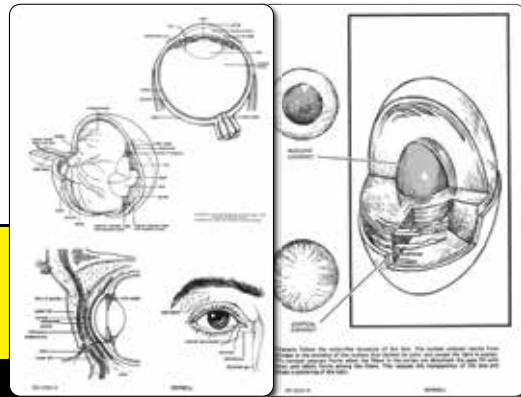
**READING CARD WITH 4.5 THROUGH 12-POINT TYPE IN SPANISH & FRENCH**  
**TWO-SIDED PRINT**  
**BC2205**



**CARD WITH TUMBLING E ON ONE SIDE & TUMBLING HANDS ON THE OTHER.**  
**TWO-SIDED PRINT**  
**BC2206**



**CARD WITH CHILD RECOGNITION ITEMS ON ONE SIDE & PLAYING CARDS ON THE OTHER 20/200 TO 20/30 SIZE**  
**TWO-SIDED PRINT**  
**BC2207**



**CROSS-SECTION & CUT-AWAY PERSPECTIVE DRAWING OF THE EYE & ADNEXA**  
**TWO-SIDED PRINT**  
**BC2208**

**ALL CHARTS ARE PRINTED ON RIGID WHITE VINYL.**


Order Now by Phone at (574) 259-2070 or Go To [www.bernell.com](http://www.bernell.com)



# ACUITY - NEAR

## NEAR POINT TEST CARD

Designed for use in performing the MEM (Monocular Estimate Method) test for determining lag of accommodation. The front of the card also has a cross-cylinder grid and a reduced Snellen chart. The back of the card provides additional reading material of various type sizes. The card is made of a plastic material which is easily cleaned.



BC11981 (4.5" x 5.5")

## BERENS ACCOMMODATION READING CARD

4, 6, 8, 10 and 18-point. Stock Market, phone, music on back. The cards made of a plastic material which is easily cleaned.



BC817 (5.5" x 8")

## VOCATIONAL TEST CARD


English Reading Card. Point notation on front; meter notation on back. 4 to 18- point type.



BC1196670 (5.5" x 8")

## AOA CARD

This much requested Near Acuity Card was originally developed by the American Optometric Association.



BCAOA (5.5" x 8")

## NEAR VISION CARD


Excellent 16" distance card for testing and screening visual acuity quickly. Protective plastic card provides a washable, long-lasting finish.



ODNVC (5.375" x 8")

## CONTEMPORARY NEAR POINT EYE CHART

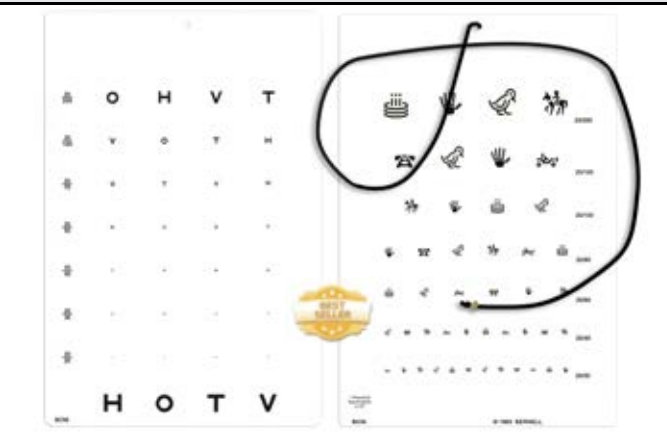
This sturdy 8.5" x 11" chart was created by an MD and OD to show most common tasks using your eyes. It can be used to screen for visual difficulties as well as demonstrate needs. **Good for use in the exam room as well as the workup and dispensing rooms.**



R111900R (8" x 11")

**HOTV NEAR CARD**

This card is ideal for testing illiterate patients. It has HOTV letters on one side & Allen figures on the other. **BCNIE has elastic cord 16" long to verify testing distance.**




BCNI (5.5" x 8")

BCNIE (Elastic Cord)

**SMD TEST CARD**


A durable home monitoring test card for those patients needing to detect metamorphopsia. Especially useful with ARMD and PMF. The back of the card contains near point reading material of various type sizes. This allows the patient to monitor possible changes in visual acuity. The card is made of a washable plastic material.



BC11980 (5.5" x 8")

**A.M.A. TEST CARD**

Card has letters from 14/14 to 14/224 size in blocks of letters to test crowded conditions without word recognition.



BC816AMA (5.5" x 8")

**JAEGER TEST CARD**


Front side has 2 through 12, back side 14 through 20 and music line. 0.37 to 2.00 size on side one; 2.5 to 8 size on side two.



BC815 (5.5" x 8")

**SNELLEN X-CYL JAEGER CARD**


Near point test card printed on both sides. Front side tests for Jaeger 2 through 8. Back side tests Snellen and X Cylinder card is made of durable plastic and is washable.



BC814SCJ (5.5" x 8")

**A.M.A. ENGLISH READING CARD**

A.M.A. notation and visual efficiency 14/14 to 14/84 size on front. Distance meter notation 0.50 to 2.00 size on back.



BC1196871 (5.5" x 8")

# BINOCULAR SKILLS


## WORTH 4-DOT TEST LED FLASHLIGHT



**BCBS538 (Blue Plastic)**

For testing and training of fusion, suppression and/or diplopia.  
**New Age Red/Green goggle included.** Requires 1 D battery (not included).

## WORTH LETTERS TEST LED FLASHLIGHT



**BCBS548 (Blue Plastic)**

Similar test to Worth but with letters. "What letters do you see?"  
 Is an easier way for the doctor to know what the patient really sees.  
**New Age Red/Green goggle included.** Requires 1 D battery (not included).

## 3-FIGURE TEST

This test is used for determining diplopia, suppression or fusion in children.



**BS528FL**

The flashlight is made from hard, durable anodized metal and rubber, the LED Three Character is virtually unbreakable.

- Includes:**
- LED 3-Figure Flashlight
  - Deluxe Reversible Model Red/Green Glasses
  - D Batteries
  - Instruction Manual

## WORTH SLIP-ON


**PR4759**



This cover fits on your transilluminator, so it doesn't need its own batteries. Easy slip on and off.

## BERNELL 3-DOT GRADED SUPPRESSION SLIDE

The BC35 slide is a black background anaglyphic slide that is designed for use in testing graded visual suppression. This suppression is most commonly caused by amblyopia, or a misalignment of the eyes. Test and train suppression elimination in true space. The red, green and white targets have excellent cancellation and are printed on a black background frosted vinyl.



When testing it is recommended to use a uniform backlit illumination source.

**BC35**

**Includes:** Slide, R/G Flipper & Manual.

## PUBLIC VISION SCREENING CARD

This card screens quickly for gross color vision, binocularity, & suppression. Features several sports themes. Comes with Red/Green flipper. Also available in larger quantities for practice building.

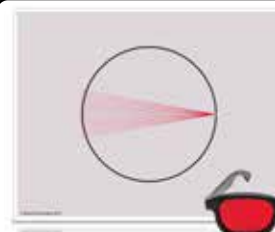


Transparent Card  
Dimensions: 7" x 5-7/16"

**BSCREEN**

## BERNELL TORSION TEST™

This test measures the number of degrees of clock-wise or counter-clockwise cyclotorsion of the two eyes compared to each other. This is not a test of absolute torsion of one eye. Therefore, it does not matter if the card is slightly tilted while testing. If the test result shows cyclotorsion, then the Bernell Torsion Training Cards may be used (See pg. 113).



**Includes:** Torsion Test, New Age R/G Glasses & Manual

**BCTORTEST**

## BERNELL NINE POSITIONS OF GAZE CHART

This test is used for fixation to measure the amount of disparity which appears at each of the 9 cardinal positions of gaze. Using these measurements, one can determine the paretic muscle. One can also measure changes due to therapy.



**Includes:**

**BC9PGC1**

Chart, New Age R/G Glasses & Manual

## BROCK POSTURE BOARD

This classic test is also a great demonstration for the parent to show esophoria/exophoria of the patient. Imagine a parent watching their child say the light is 3 squares (prism diopters) over when the parent without the R/G glasses sees the light is exactly on the center spot! Mazes are also good for demonstration.



- Includes:**
- 1 Clear Clipboard
  - 1 Red MFBF Trainer
  - 1 Medical Penlight w/ Pupil Gauge
  - 4 Mazes
  - 1 Posture Grid
  - 1 Pair of Blanco R/G Glasses

Replacement Red Mazes & Graph Paper for Brock Posture Board

**BPB (Kit)**

**BPBMZG**

## SCHOOL BUS TEST

**BCSBS**

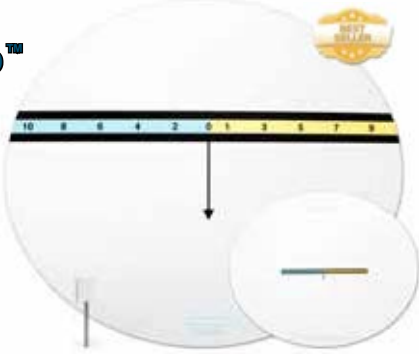
This quick and simple **pass/fail test** for eye alignment is ideal for screening both pre-school and school age children. The size of the school bus at 14 inches matches



the criteria established in the Orinda study for vertical and horizontal phorias. Comes with the Maddox rod & penlight. **The child simply responds that the red line touches the bus or not!**

## HOWELL PHORIA CARD™

Product	Price
Distance Test & Stick Prism P/N: CDHPC	[Image of card]
Near Chart & Stick Prism P/N: CDHPCN	
Both with a Stick Prism P/N: CDHPSET	
<b>BUY BOTH AND SAVE!</b>	




These cards allow direct measurement of the distance and near phorias in real space or with a phoropter. This card comes with a 6 PD stick prism. The patient simply has to tell which number the arrow points to. Any odd number (in yellow) shows esophoria while the even numbers (in blue) show exophoria. An AC/A can quickly be determined with trial lenses. The reverse side of the near card has a X-Cyl target, and a variety of letter and word targets. Near card is about 12" wide. Distance chart is about 24" wide.

## PHORIA CARDS DEMONSTRATES PHORIA TO PARENTS!

Test vertical and horizontal muscle balance at near and far. Requires a Maddox rod and penlight. Referral considerations indicated on cards for imbalance beyond certain prism diopters or balance beyond specified esophoria and exophoria ranges. Cards are round cornered rigid matte finish vinyl.

### FAR TEST CARD



Phoria range 1 to 4 horizontal & 1 to 3 vertical.

BC1209F

### NEAR TEST CARD



Phoria range 2 to 28 horizontal & 2 to 14 vertical.

BC1209N

Size:  
10.5" x 8.5"

## PHORIA MEASURE


A hand-held instrument to measure a Maddox Phoria. This tests for anisophorias, vertical and horizontal, in all positions of gaze in real space instead of behind a phoropter. 25mm Aperture measures 10PD in two directions.

Very handy with small children!

BC1211

## LED LIGHTED VERSIONS

Near and distance cards now have option of LED penlight (LED100 pg. 21) attached with set screw connector allowing you to hold unit by the light itself. Light is push on/off. Can change battery without removing from card.



BC1209NL (Near Test)

BC1209FL (Distance Test)

### EXTRAS

DISPOSABLE PENLIGHT (PKG. OF 6) SEE PG. 23	PART #	PRICE
LED PENLIGHT (SINGLE, LONG LASTING) SEE PG. 23	WC70206	
RED MADDOX ROD (NEEDED FOR TEST) SEE PG. 15	LED100	
	BC205P	

## TEST LANTERN™

ALLOWS YOU TO TEST IN REAL SPACE INSTEAD OF BEHIND A PHOROPTER.



### A). TEST LANTERN™

Tests for fixation disparity, suppression, phorias, far & near, etc., depending on optional slides used. Worth 4-DOT Test built into side. Includes: New Age R/G Goggles, Bulb, & Instruction Manual

BC553TL (Test Lantern)

RP-553B (Replacement Bulb - 15 Watt)

### B). PHORIA SLIDE

Tests for lateral and vertical balance using a Red Maddox (included). Includes: Slide, Red Maddox, & Instruction Manual

BC553P

### C). BINOCULAR REFRACTION AT FAR


Polarized, upper half of slide is seen by the right eye; lower half is seen by the left eye. Includes: New Age polarized goggle.

BC553BRF

### D). FIXATION DISPARITY AT FAR

To test just horizontal or both vertical and horizontal disparities. Includes: New Age polarized goggle.

BC553DFD



Note: Slides do not include clear easel pictured.

### E). BINOCULAR REFRACTION AT NEAR

Monocular near reading acuity is performed with white unpolarized light on 4-1/2 pt. and 5 pt. type in top left paragraphs. Near points of accommodation under binocularity is done with top center circles (polarized). Top words are seen by the right eye; bottom words are seen by the left. Lateral and vertical fixation disparity is performed with the center and center bottom targets (polarized). Duochrome testing under binocularity is performed with right and left bottom circles (polarized). Includes: New Age polarized goggle.

BC553BRN

### F). NEAR POINT ANALYSIS SLIDE

Tests for lateral & vertical fixation disparity. Tilting of polarized arrow indicates uncompensated cyclophoria. Includes: New Age polarized goggle.

BC553A

# BINOCULAR SKILLS

## THE SALADIN NEAR POINT BALANCE CARD™

**BCSALCD**

Quantity Discounts Available -- Call Today!



FRONT




**THIS IS THE TEST REQUIRED AT MANY OF THE OPTOMETRY SCHOOLS.**

SALADIN CARD SHOWN WITH BACKLIGHT (SALLT)



FRONT SIDE OF CARD



BACK SIDE OF CARD



BACK

Comes with a red maddox occluder, new age polarized goggle, penlight and manual. This is a very durable, professionally finished card. Comes with clips for use in phoropter or can be handheld.

## COMPLETE KIT AND BACKLIGHT FOR THE SALADIN CARD™

Due to the request of many users, we have developed this professional looking box for this popular near card. Can test for phoria and fixation disparity without removing from backlight. A laminated scoring sheet comes with the device. Use only a 25W bulb (included). Also, built into the side of the box is a Worth 4-Dot Test.

The Saladin Near Point Balance Card and Backlight Kit  
**BCSALCDK1**

A.) Saladin Card Backlight Only  
**SALLT**

## WESSON FIXATION CARD™ EXCLUSIVE PRODUCT!



IMPROVED MATERIAL, ENHANCED TARGETS



STORAGE BOX



**Kit Includes:** Fixation disparity card, new age polarized goggles, vergence graph (Pad of 25), instructions and storage box.

Measurements include horizontal and vertical fixation disparity, associated phoria, and forced vergence fixation disparity curves used for fixation typing and the effects of visual therapy. In addition, accommodative lag may be measured with the high frequency and very low frequency targets.


**WFC (6" x 4" Card)**

## FIXATION DISPARITY CARD & GOGGLES

Variable slide adjusts to determine fixation disparity or may be used with hand held prisms. Designed for phoropter use. The card comes with a label which may be placed over the prism diopter scale for an additional scale in degrees. Reverse side of card includes reduced Snellen, fusional target and cross cylinder targets. Includes polarized goggle.



FRONT SIDE OF CARD



BACK SIDE OF CARD



**BCFDC (5.5" x 8" Card)**

## BORISH VECTOGRAPHIC NEAR CARD II™

Features the following tests in a Binocular Format: Cross Cylinder, Refraction, Visual Acuity, Vertical & Horizontal Phorias, Accommodative Range, and Associated Horizontal and Vertical Phoria. Also includes tests for Fixation Disparity, Monocular Cross Cylinder, Monocular Visual Acuity, Random Dot Stereopsis, and Real Contour Stereopsis. Does not include PCCLIP or Rod.

**SO9501**

## POLARIZED PHOROPTER TEST

**PCARDPA**

These two cards attach to both sides of your phoropter card. When used with the polarized lenses in your phoropter, the patient can only see the right side of the card with the right eye & only the left side with the left eye. The top half of the 2nd card is seen by the right eye & the bottom half by the left eye. This card also tests for suppression during fusional measurements of the vertical and lateral associated phorias. Comes with clips to attach but does not include PCARD or PCCLIP. See pg. 33 for Phoropter Near Point Replacement Card (PCARD).



Clear acrylic stand not included.



Clear acrylic stand not included.

## NEARPOINT VECTOGRAPHIC READING CARD



Features test in binocular acuity, suppression, and fixation disparity. Two Sided Test made of high quality photographic film.

**SO9500**

### BAGOLINI STRIATED LENSES IN REVERSIBLE FRAME

Striated lenses in 44mm metal reversible frame with temples. Bagolini type lenses for testing and diagnosis of ARC orthoptics. Includes case.



BC1103

### HANDHELD BAGOLINI STRIATED LENS SET WITH PENLIGHT

Bagolini Striated lenses in handheld frames. Striated lenses in handheld plastic frame with temples. Bagolini type lenses for testing and diagnosis of ARC orthoptics.

LSL100



Includes:


- Handheld Bagolini frame & lenses
- Penlight
- Lens cloth
- Storage Box

### BAGOLINI STRIATED TRIAL LENSES

Designed to fit in 38mm trial frames for testing and diagnosis of ARC orthoptics.


Set of 2 Bagolini Striated Trial Lenses.

TLRBS (Set of 2)



### VERGENCE FACILITY PRISM FOR DISTANCE

VFP26



A good binocular screening device. Performed at a distance of 6 meters (20 feet) with a target of 20/30. Most normal patients can cycle between these prisms 15/minute. Those with difficulty should be more thoroughly tested.

6D Base-Out and 2D Base-In. Prism is 1.5 inches square.

### VERGENCE FACILITY PRISM ON A STICK

A good binocular screening device. Performed at a distance of 40 cm with a target of 20/30. Most normal patients can cycle between these prisms 15/minute. Those with difficulty should be more thoroughly tested. 12D BO and 3D BI. Prism is 1.5 inches square.



G11107ST (Prism on a Stick)

G11107 (Prism without Stick)

### MAGNETIC VERGENCE FACILITY STICK PRISM

This special 3 BI, 12 BO prism is used in tests for binocular vision disorders.

Includes magnetic stick!

MVFSP1



### VERGENCE FACILITY PRISM FLIPPER 12D BO RANGE 3D BI RANGE (6PD AND 1.5PD PRISMS)

A good binocular screening device. Performed at a distance of 40 cm with a target of 20/30. Most normal patients can cycle between these prisms 15/minute. Those with difficulty should be more thoroughly tested.




12D Base-Out and 3D Base-In.

BC1275VF

### BERNELL TANNEN FLIPPER™: Developed by Dr. Barry Tannen

BTFLIP

Distance fusional facility appears to be reduced in many patients who have had concussions. Dr. Barry Tannen has examined hundreds of post-concussion patients and has devised a simple test to be used both as a diagnostic and training tool. This special prism flipper has a combined prism of 2PD BI on one side and 4PD BO on the other. The flipper comes with a distance target, as well as instructions for testing patients. Full instructions come with the product, but a quick instruction guide is also located on the back of the laminated target card.



These flippers can be used to: 1. Help with the diagnosis of distance fusional instability. 2. Record the recovery process of distance fusional instability. 3. Help in the training of distance fusional facility.

### HANDHELD RISLEY PRISM

ARPHH30



An affordable Riskey Prism that you can use for testing or training. This prism allows variable prism demand up to 30PD. A prism before each eye can increase the demand to 60PD. The prism is approximately 1" diameter.

### LOOSE RISLEY PRISMS

Fits into the standard 38 mm eyewell of the Bernell-O-Scope™ or any standard trial lens frame. Each prism yields 20PD for a total of 40PD. Now you can set any amount of BI, BO, or vertical prism into the stereoscope to do training procedures. Base direction is 180 degrees from the zero label.



ARPHH20

(PAIR)

ARPHH20S

(SINGLE)

# DEPTH PERCEPTION

## STEREO FLY TEST - "THE STANDARD"



**SOM150**

The Stereo Fly is recognized as the standard for stereo depth-perception testing, evaluating both gross stereopsis (2500 to 1200 seconds of arc) and fine depth perception.

### STEREO FLY WITH LEA SYMBOLS

**SOM150LEA**

**The Tests Include:** Fly Test for stereopsis, Graded circle test (800 to 40 seconds of arc), Animal test for children (400 to 100 seconds of arc), and One pair of standard 3-D viewers.



**LEA Test Intl, LLC** **STEREO OPTICAL** Combining the Gold Standard for depth perception testing with LEA Symbols®  
Stereo depth perception tests **Now with LEA Symbols** Tests include: • 1 pair of Standard 3-D Viewers • Answer key on back cover

## STEREO BUTTERFLY TEST **SO1000**



The Stereo Butterfly tests and evaluates random dot stereo depth perception for both gross stereopsis (2500 to 1200 seconds of arc) and fine depth perception. The figures present on the test cannot be identified without viewing glasses. Helps identify amblyopia, suppression & strabismus without monocular cues.

### STEREO BUTTERFLY WITH LEA SYMBOLS

**SO1000LEA**

**The Tests Include:** Graded circle test (800 to 40 seconds of arc), Animal test for children (400 to 100 seconds of arc) and One pair of standard 3-D viewers.



## RANDOT® TEST

**SORDT**

The Randot® tests and evaluates stereo depth perception by requiring patients to identify six geometric forms from random dot backgrounds (500 to 20 seconds of arc).

**The Tests Include:** Graded circle test (400 to 20 seconds of arc), Animal test for children (400 to 100 seconds of arc) and one pair of standard 3-D goggles.

### STEREO RANDOT® WITH LEA SYMBOLS

**SORDTLEA**

## PAUL HARRIS RANDOT® TEST SPECIAL EDITION

This test is recommended in lectures by Baltimore Academy for Behavioral Optometry. Special run by Stereo Optical exclusively for Bernell. Test down to 20 sec. **Includes:** Polarized Goggle

**SORDTPH**

## DISTANCE RANDOT®

**SOPRS**

The Distance Randot™ Stereotest is the ideal tool for the eye care professional who deals with strabismus, amblyopia, intermittent deviations. The Distance Randot™ Stereotest is more likely to detect abnormalities in distance stereopsis and thus can give an earlier indication of the need for surgery. The Distance Randot™ Stereotest can also be used as an outcome measure following surgical intervention.

## RANDOM DOT E TEST

BY: STEREO OPTICAL

**SORDE**

The Random Dot "E" Stereo Test is designed specifically for use with children 3 & up. The patient is asked to distinguish between a "raised E" and a non-stereo target. Figures can not be identified without the viewing goggles in order to discourage guessing. Comes with two sizes of glasses.

## RANDOM DOT E DEPTH PERCEPTION TEST

FROM VAC

- Choice of dot size acuity
- New Improved test frames
- Includes Adult & Pediatric Polarized Viewers

**VA1015**

## RANDOM DOT DISTANCE TEST

The Random Dot Distance Test has a 3 meter testing distance for intermittent exotropia forced choice methodology. Stereopsis levels of 400, 200, 100, and 63 seconds of arc with matching blank card. Random dot pattern with no monocular clues.

FROM VAC **VA1006**

**Test Includes:** Pediatric & Adult Polarized Viewers, Instructions & Record Forms, & Carrying Pouch.

## FLY ACUITY TEST WITH GEOMETRIC SHAPES

FROM VAC

Fly - (4800 to 20 sec of arc)

**VA1000S**

## BUTTERFLY ACUITY TEST WITH GEOMETRIC SHAPES

FROM VAC

Butterfly - (2500 to 20 sec of arc)

**VA1010S**

TESTS DESIGNED TO RAPIDLY TEST FOR AMBLYOPIA & STRABISMUS USING GROSS THROUGH FINE STEREOPSIS. GRADED CIRCLE TEST FROM 800 SEC NOW DOWN TO 20 SEC.

## RANDOM DOT 1s TEST WITH GEOMETRIC SHAPES

FROM VAC

**VA1005S**

## RANDOM DOT 2s TEST WITH GEOMETRIC SHAPES

FROM VAC

**VA1007S**

## RANDOM DOT TEST 3s WITH GEOMETRIC SHAPES

FROM VAC

**VA1009S**

Both sets test gross disparity at 900, 650, 500 and 400 seconds of arc. Test children at 400, 200, 100 seconds of arc. Graded circle test now down to 12.5 seconds with no monocular clues. Uses geometric shapes.

**THIS TEST USES A RANDOM DOT PATTERN FOR TESTING EXTRA FINE STEREO DISCRIMINATION (DEPTH PERCEPTION) TO RAPIDLY TEST FOR AMBLYOPIA, STRABISMUS AND OTHER BINOCULAR ACUITY PROBLEMS IN ADULTS, EARLY & NON-VERBAL, CHILDREN & ADULTS.**

REPLACEMENT POLARIZED GOGGLES AVAILABLE ON PAGE 88

**VAC Books**

- No monocular cues
- Answer Key on back cover
- New improved booklets
- Includes both adult & pediatric polarized viewers

# BERNELL EVALUATION OF STEREOPSIS TEST - DINOSAUR VERSION

## GLASSES-FREE DEPTH PERCEPTION TEST

TEST HAS BEEN VALIDATED IN COMPARISON STUDIES WITH POLARIZED STEREO TESTS



**BESTD1**



This glasses-free depth perception test utilizes lenticular technology in order to create a colorful and less expensive depth perception test without the need for red/green or polarized glasses. This technology also allows for color images to improve interest and images that will resist fading over time. It also has several challenges; the key one being apparent motion. If the test were set up like the traditional polarized version, the answer could have been obtained by even a monocular patient by moving the test from side to side to see which image moves; similar to the apparent motion seen in the polarized type tests by closing one eye at a time. In order to prevent such a hint, this test was designed differently. One image in each row appears to be closer and one appears farther compared to the circle in which they are housed. If the test is moved or twisted from side to side (which they are instructed not to do) one can tell which ones are different, but not whether they come out or go in.

### THE TEST HAS TWO TEST PLATES:

- **Plate #1** features a Dinosaur character which tests gross stereopsis.
- **Plate #2** features clip-art characters that are divided into two separate tests. Test 1 (Rows 1 - 4) tests fine depth perception with range of targets progressing from 400 seconds of arc down to 40 seconds of arc. Test 2 (Rows A - C) test a row at 400 (Row A), 200 (Row B), and 80 (Row C) seconds of arc targets.



EXAM ROOM NEEDS

ASSESSMENTS

OPTICAL

VISION THERAPY

NEURO REHABILITATION

LOW VISION

REFERENCE

### LANG STEREO TEST 2



**Test 2:** has Moon 200"; car 400"; and elephant 600". Star is visible monocularly. Both tests use random dots and cylinder gratings so no glasses are needed and eye movements are easily observed.

### LANG-STEREOTEST #1-R



The new and revised Lang I-R Stereo Test is an easy to use screening test designed for the early detection of problems with stereoscopic vision in children and adults without the need for dissociating glasses.

### RANDOT® PRESCHOOL STEREO TEST

BY: STEREO OPTICAL




- Designed as a matching game in which the patient matches the pictures on the left side with those on the right.
- (800 to 40 seconds of arc)
- Test for stereopsis on patients as young as 2 years of age

**Preschool Test Includes:**

- 6 tests in 1 booklet
- 1 pair of pediatric 3-D viewers
- Answer key on back cover

### HOWARD-DOLMAN TYPE TEST

This is the classic test for depth perception in real space. The test measures the amount of error at any distance between two equal rods. The test has a scale in minutes of arc (at ten feet) or gives a measurement of error in mm and the formula for any distance.



### Preschool Assessment of Stereopsis with a Smile

**PASS Test 1:** Depth perception test for basic screening of stereopsis in children and non-readers.  
Includes: (3) Cards (720, Demo & Blank)

**PASS Test 2:** Depth perception test for school assessment of stereopsis in children & non-readers.  
Includes: (4) Cards (480, 240, Demo & Blank) & Carrying Case

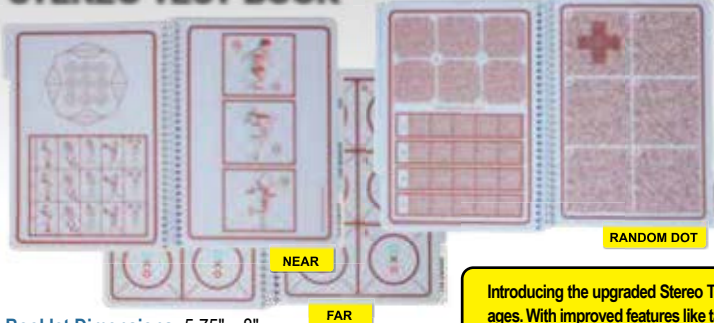
**PASS Test 3:** Depth perception test for quantitative assessment of stereopsis in children & non-readers.  
Includes: (6) Cards (480, 240, 120, 60, Demo & Blank) & Carrying Case

All tests come with a pair of pediatric size and medium size polarized viewers.



### BERNELL STEREO TEST BOOK

Combines near, far and random dot stereo screening tests into one convenient, economical package!  
**SAVE TIME AND MONEY!**



Booklet Dimensions: 5.75" x 8"  
Materials: Opaque Rigid Vinyl with Clear Spiral Binding

Introducing the upgraded Stereo Tranaglyph™ Test Booklet, a comprehensive solution for screening binocular vision deficits in patients of all ages. With improved features like tabbed title pages, optimized test plate flow, and durable pages, this booklet makes testing simple & effective.

Order Now by Phone at (574) 259-2070 or Go To [www.bernell.com](http://www.bernell.com)



# COLOR VISION TESTING

## ISHIHARA PSEUDO-ISOCHROMATIC TESTS

The most widely used standard of color vision screening in a book form. Instructions included.



WE WILL MATCH OR BEAT ANY PRICE ON AUTHENTIC ISHIHARA TESTS - BEWARE OF MANY CHEAP IMITATIONS SOLD ONLINE WHICH ARE NOT ACCURATELY PRINTED.

**QUANTITY DISCOUNTS AVAILABLE! CONTACT US TODAY!**


**14 PLATE TEST - ADULT**  
GF1254

**24 PLATE TEST - ADULT**  
GF1255

**38 PLATE TEST - ADULT**  
GF1256

**10 PLATE ILLITERATE TEST (NO LETTERS)**  
GF1257

### 4TH EDITION, HRR STANDARD PSEUDOISCHROMATIC TEST



Non-Laminated **RP396**  
Laminated **RP396L**

Includes 4 demonstration plates, the 6 plates for screening and the 14 diagnostic series for a total of 24 plates. Each of these plates has its own tab for easy and clean page selection. The test also includes a set of instructions in English and a laminated copy of the score sheet. This test is good for detecting changes in vision as a side effect from pharmaceuticals.

FARNSWORTH 100 HUE COLOR TEST is a special order item. Call and ask for the current price & availability of the LV355300

### D-15 COLOR TEST SET (SATURATED AND DESATURATED)

This D-15 Color Test Set (Saturated and Desaturated) are two popular color deficiency tests (Farnsworth/Saturated and Lanthony/Desaturated). Comes complete with contemporary storage cases. When the patient replaces the caps, the tube is turned over to reveal a transparent plastic bottom, allowing the numbers on the bottom to be in clear view to facilitate quick and accurate scoring. The Munsell color system is used.

Included are instructions, score sheet, a pair of cotton gloves, and "C" Daylight Glasses.



Saturated **LF15PCF**  
Desaturated **LF15PCL**

### "C" DAYLIGHT GLASSES



"C" Daylight Glasses convert incandescent light into the correct illuminant "C" for accurate color vision testing.  
**G15115**

### COMPACT MAGNETIC D-15 SET (SATURATED AND DESATURATED)



These tests are comprised of numbered colored discs housed in compact sealed plastic boxes that measure 16.75 inches by 4 inches. The desaturated test is much more difficult to correctly complete than the Saturated Farnsworth D-15. It is a much more sensitive test. These tests are easy to administer. Patients simply use a magnetic stylus to arrange the discs in the correct color order as they perceive it and the arrangement is then evaluated. Patients with color perception deficiencies ("color blindness") will have difficulties trying to arrange the colored discs and will usually make mistakes. The kit includes a magnetic stylus, score sheet, and a pair of "C" daylight glasses.

Saturated & Desaturated **MGD15FLC**  
Saturated **MGD15F**  
Desaturated **MGD15L**

### CIRCULAR MAGNETIC FARNSWORTH D-15 TEST (SATURATED) & LANTHONY D-15 TEST (DESATURATED)


These tests are comprised of numbered colored discs housed in a compact sealed plastic cylinder that measures 7.75 inches in diameter. The kit includes a magnetic stylus, score sheet, and a pair of "C" daylight glasses.



The test is easy to administer. Patients simply use a magnetic stylus to arrange the discs in the correct color order as they perceive it and the arrangement is then evaluated. Patients with color perception deficiencies ("color blindness") will have difficulties trying to arrange the colored discs and will usually make mistakes. The tests can be used for occupational evaluation and classification. A convenient snap-on cover protects the discs from fading due to sunlight and ambient light.



Front (Patient's Test) SATURATED TEST Rear (Answer Key) **CMFD15S** **CMLD15D** Front (Patient's Test) DESATURATED TEST Rear (Answer Key)



PIP represents pseudoisochromatic plates, the type of test images used to identify color vision defects and the fact that the book has 24 plates in total. The PIP24 screens for protan (red weak), deutan (green weak) and tritan (blue/yellow weak) color vision deficient individuals. This test is the perfect choice when testing both adults and children because it has a section to test each demographic. This product is accepted and used by the U.S. Navy, Army, Marines, Coast Guard and FAA.



Color Vision Testing Made Easy (CVTME) is the pediatric gold standard for identifying genetic (red/green) color vision deficiencies in children as young as 3. It consists of one demonstration plate and 9 test plates displaying circle, star and/or square throughout the plates and can be completed in under 60 seconds.



The Quick Six is a "quick screener" that identifies protan, deutan, and tritan color vision deficient individuals in under 1 minute. The Quick Six estimates the type and degree of the deficiency. It is the perfect test for organizations that don't require color vision testing but feel that it could lead to a safer work environment.

Waggoner PIP24	Color Vision Testing Made Easy
- Adult and pediatric tests	- Used by the US Special Olympics
- Accepted by US military and FAA	- Symbols for any language
- Web enabled features, magnetic storage box	- Children enjoy it and easy to administer

	Genetic Deficiencies	Acquired Deficiencies	Screening Test	Classify Deficiency	Pediatric	Angler Grid	Number of Plates
Waggoner PIP 24	✓	✓	✓	✓	✓	✓	24
Color Vision Testing Made Easy	✓	✗	✓	✗	✓	✗	15
Ishihara 24 <sup>1</sup>	✓	✗	✓	✗	✗	✗	24
HHR <sup>1</sup>	✓	✓	✓	✓	✓	✓	24

## Waggoner Computerized Color Vision Test (CCVT)

The Waggoner CCVT is the military-grade, color vision diagnostic application designed by Dr. Terrace Waggoner and validated by the Naval Aerospace Medical Institute (NAMI). Additionally, it is accepted by the U.S. Navy, Army, Coast Guard, and Marines for testing their pilots. It includes the pediatric Color Vision Testing Made Easy and D-15. The Waggoner CCVT is an all-in-one color vision testing suite to satisfy anyone interested in testing for color vision deficiencies ranging from school nurses to the U.S. Military.

**Features:**

- Extended Color Vision Test: Diagnostic
- Self-administered and self-scoring
- Adult and pediatric tests
- CPT 92283
- Approved codes: glaucoma, ARMD, cataracts, lupus, optic nerve neuropathies, diabetes, hypertension
- Cross platform versions: Windows, Android, and iOS



Waggoner CCVT Tablet with App Pre-Installed **WCCVT1** Waggoner CCVT App Only **WCCVTAPP**

	Genetic Deficiencies	Acquired Deficiencies	Screening Test	Diagnostic	Pediatric Test Included	CPT 92283	Cross Platform	Accepted by Militaries	Test Time (min)	Price
Waggoner CCVT Computerized Color Vision Test	✓	✓	✓	✓	✓	✓	✓	✓	3-6	
CCT <sup>1</sup> Cone Contrast Test	✓	✓	✓	✓	✗	✓	✗	✓	5-6	
CAD Colour Assessment	✓	✓	✓	✓	✗	✓	✗	✓	10-12	
ColorDx CCT-HD <sup>1</sup> Cone Contrast Test HD	✓	✓	✓	✓	✗	✓	✗	✗	5-6	

# VISUAL & NON-VISUAL SKILLS

## THE DYSPLEXIA SCREENER

A practical & easy-to-use screening method for detecting accepted types of dyslexia (specific reading disability). Ideally suited for the regular classroom teacher, resource specialist, speech /language specialist, physicians & optometrists. This quick test provides a method for early detection of dyslexia so that further testing & therapy can be instituted.



**DX1 (CHILDREN GRADES 2-9)**

**DX2 (ADULT)**



## DYSLEXIA DETERMINATION TEST (DDT)

**IDDKIT (KIT)**

Explains the language encoding and decoding paradox, determines learning disorders while identifying specific dyslexic patterns and offers approaches to therapy.

Replacement materials are available.

## THERAPY IN DYSPLEXIA AND READING PROBLEMS

**ITDRP (BOOK ONLY)**

By: Dr. John Griffin It features newly presented material for identifying deficiencies. Describes therapy to relieve reading failure. 105 pages.



## WOLD SENTENCE COPYING TEST

Standardized visual motor test designed to be used as a screening device in schools. Easily administered in a group setting. Used to determine if a child has the ability to rapidly and accurately copy a sentence from top to bottom of page.

- Pad of 50 forms
- Includes laminated instruction sheet

**WOLDSC**

## QUICK NEUROLOGICAL SCREENING TEST 3R (QNST)



The QNST-3R includes updated norms (based on a nationally representative sample), along with revisions and clarifications to the Record Form, administration procedures, and scoring guidelines. The QNST-3R is an individually administered, empirically based assessment of the development of motor coordination and sensory integration (both of which have been shown to relate to learning as well as to general daily functioning), seen as neurological soft signs (NSS). NSS are minor irregularities that include poor motor coordination, sensory perceptual changes, and difficulty sequencing complex motor tasks. The presence of NSS can indicate neural


trauma and are often harbingers of learning difficulties (without history of trauma).

- Kit Includes:**
- 1 Manual
  - 25 Record Forms
  - 25 Remedial Guideline Forms (developmental activities)

Product	Part #	Price
COMPLETE KIT	<b>QNST3R-K</b>	
MANUAL	<b>QNST3R-M</b>	
25 RECORD FORMS	<b>QNST3R-F</b>	
25 REMEDIAL GUIDELINE FORMS	<b>QNST3R-RGF</b>	

## TEST OF AUDITORY PROCESSING SKILLS, FOURTH EDITION (TAPS-4)

The TAPS-4 provides information about language processing and comprehension skills across three intersecting areas: phonological processing, auditory memory and listening comprehension. These areas underpin the development of effective listening and communication skills, and are critical to the development of higher order language skills, including literacy skills.



The TAPS-4 features new subtests along with revisions to subtests from the TAPS-3, fully updated norms, and an expanded age range. The TAPS-4 subtests were also re-organized into Index and Supplemental subtests, reducing testing burden and increasing flexibility in administration.

The TAPS-4 also features audio administration for the subtests in which proper pronunciation of speech sounds is critical, providing a greater degree of standardization and accuracy during the testing process.

**The TAPS-4 has 11 subtests, organized into three indices:** Phonological Processing Index, Auditory Memory Index and Listening Comprehension Index.

- Kit Includes:**
- 1 Manual
  - 25 Test Booklets
  - Administration CD

Product	Part #	Price
COMPLETE KIT	<b>ATP2216</b>	
MANUAL	<b>ATP2217</b>	
25 TEST BOOKLETS	<b>ATP2218</b>	
ADMINISTRATION CD	<b>ATP2219</b>	

## TEST OF VISUAL MOTOR SKILLS - 3RD EDITION

By: Nancy A. Martin, PhD



This TVMS assesses how well a person can coordinate visually guided fine-motor movements to copy a design while it is in sight. The TVMS-3 is used to determine whether there are any systematic distortions or gross inaccuracies in the copied design that could be the result of deficits in visual perception, motor planning, and/or execution. The test utilizes a simplified scoring system and no longer uses a protractor. A single test replaces the two levels of the 2nd version (TVMS-R and TVMS-UL), making the test easier to administrate and more economical. The TVMS-3 was normed on 2610 individuals.

- Kit Includes:** Manual, 15 Test Booklets & 15 Record Forms

Product	Part #	Price
COMPLETE KIT	<b>EXKC519</b>	
MANUAL	<b>EXKC520</b>	
(15) TEST BOOKLETS	<b>EXKC521</b>	
(15) SCORING FORMS	<b>EXKC522</b>	

# DEVELOPMENTAL EYE MOVEMENT TEST™ (DEM™)

Bernell's exclusive DEM™ test provides an objective method of assessing fixational and saccade activity during reading and non-reading tasks. Incorporates a sub-test of number calling in a vertical array and provides the means to evaluate oculomotor function with numbers in a horizontal array. Developed by Dr. Jack Richman and Dr. Ralph Garzia. Comes with the Version 2 Examiner's Manual which includes instructions as well as 60+ pages of tables of standards based on age and grade level. Some case histories and clinical treatment considerations are presented. Also included is scoring software which displays the comparisons to standardized scores as shown in the 60+ pages of tables, plus provides a printable record. The software saves time and prevents errors in reading the many tables. Pad of evaluation sheets (25) included.



Kit now includes blue storage folder!

**We sell so many more DEM™ tests than the older saccadic tests that we have decided to no longer sell the others. See our website for studies which show why we think the DEM™ is the best.**

*The Mobile Scoring Software available through Google Play or iTunes App Store.*

If you are interested in having a DEM scoring software available on your phone or tablet, Bernell has partnered with MakeMind, a developer in Australia, to release a new scoring app for the DEM known as the DEM Calculator. This app is available for purchase through iTunes App Store or the Goggle Play Store. Visit the Bernell website for info on the new scoring mobile app available for iTunes and Android.

### MOBILE APP



Product	Part #	Price
<b>Developmental Eye Movement Test™ Kit</b> Includes Scoring Software, Test Plates, Examiner's Manual & (25) Score Sheets	<b>DEMNV</b>	
DEM Examiner's Manual	<b>DEMMANUAL</b>	
DEM Scoring Software on USB (Windows Only)	<b>DEMSTD</b>	
DEM Replacement Test Plates	<b>DEMTP</b>	
DEM Score Sheets (Pad of 25)	<b>DEM1</b>	

Original plates may become grimy over time due to extensive use and can be replaced. Replacement plates are for sale only to accounts who have purchased the full test. Replacements do not come with any instructions or test standards.

## VISUAL SKILLS APPRAISAL-2 (VSA-2)

An easy way to screen for common visual skill difficulties that can impact academic performance.



**Ages:**  
5 through 12  
**Testing Time:**  
10-15 Minutes

**Test Kit:** Manual, 25 Record Forms, 25 Design Completion Worksheets, 1 set of 5 Stimulus Cards, in portfolio

The VSA provides an easy way to screen for common visual skill difficulties that can impact academic performance and participation, including reading and writing tasks by way of five items that assess binocular, ocular-motility, and visual-motor skills. The VSA requires minimal equipment and can be administered as part of a school's annual vision screening program or with students who present with visual skill concerns to determine need for further optometric evaluation.

Product	Part #	Price
<b>VSA-2 - Complete Kit</b>	<b>VSA2276</b>	
VSA-2 Manual	<b>VSA2277</b>	
VSA-2 Record Forms	<b>VSA2278</b>	
VSA-2 Design Completion Worksheets	<b>VSA2279</b>	
1 Set of 5 Stimulus Cards	<b>VSA2280</b>	

## STRUCTURED OBSERVATIONS OF SENSORY INTEGRATION-MOTOR (SOSI-M)

Assess proprioceptive and vestibular processing, and motor planning.



**Ages:** 5 to 14  
**Testing Time:** 20-40 Minutes

The SOSI-M is a new nationally standardized assessment of sensory-based motor skills, based in Ayres Clinical Observations, and developed by well-regarded experts in sensory integration.

The SOSI-M includes 14 sets of administered items that assess proprioceptive and vestibular processing, and motor skills.

**SOSI-M Kit Includes:** Administration Manual, Spanish Administration Manual, Quick Start Administration Guide, 25 Record Forms, 25 Comprehensive Observations of Proprioception (COP-R) Forms, one 15 cm and 20 cm square, tennis ball, pencil and pencil topper, and stopwatch. Tote bag and Airex foam mat also included.

Product	Part #	Price
<b>SOSI-M - Complete Kit</b>	<b>SOSI2281</b>	
SOSI-M Manual	<b>SOSI2282</b>	
SOSI-M Record Forms	<b>SOSI2283</b>	
SOSI-M COP Forms	<b>SOSI2284</b>	
SOSI-M Quick Start Administration Guide	<b>SOSI2285</b>	
SOSI-M Spanish Administration Instructions	<b>SOSI2286</b>	

## IREST READING SPEED TEST

IREST-ENG (English)



The IREST differs from prior text charts that used single sentences by employing linguistically standardized paragraphs. They close a gap in the diagnostics of reading performance. The paragraphs are designed to resemble everyday life situations of reading continuous text, such as in books or newspapers. The level of difficulty corresponds to sixth grade reading (10-12 years), which is comprehensible for teenagers and adults. Due to lower variance, measuring reading time of a complete paragraph rather than a single sentence or random words is more reliable. Furthermore, it can provide some information about fluency, fatigue, and mistakes.

- Easy to use
- Easy to handle
- Easy to measure (by stopwatch)
- Highly calibrated for reproducible results
- Easy to calculate (normal values and formula included)

**Chart Size (Inches):** 8.5x5.5 in  
**Chart Distance:** 40cm / 16in



### Characteristics:

- Set of 10 paragraphs of text for repeated measurements
- Comparability between languages for international studies
- Natural conditions: Newspaper print, meeting the demands of everyday life

Available in other languages. Go online to [www.bernell.com](http://www.bernell.com) for more info.

# VISUAL & NON-VISUAL SKILLS

## WACHS ANALYSIS OF COGNITIVE STRUCTURES (WACS)<sup>®</sup> TEST KIT

Developed By: H. Wachs, OD & L.J. Vaughn, MA

**WACSKIT**

COMPLETE KIT WITH MANUAL



Standardized inventory based upon Piaget's theories of measuring cognitive development in terms of body and sensory thinking in children ages 3 years to 5 years 11 months. Individually administered and easily scored in 30-45 minutes by assessment professionals or classroom teachers. Focuses on period during which child begins to acquire symbolic thinking and has been used successfully with both verbal and non-verbal children, as well as adults, whose development age ranges in the 3-6 age period.

A product of 30+ years of clinical research and 5 years of data collection, this inventory is a valuable tool for assessing appropriate type and level of activities to produce effective developmental and learning growth. Valuable instrument for all working in child development and especially useful with learning disabled, autistic, mentally challenged, culturally disadvantaged and as a predictor of school readiness. The test comes as a complete kit with manual. Blocks are made of Corian material (except for green) which is very rugged and safe for teething. Easily cleaned between testing unlike the older wooden blocks which could harbor bacterial growth.

**The kit consists of:** 15 clusters of task divided into subtext made up of a variety of manipulative, visual and sensory materials, as well as body movement tasks grouped into 4 areas of assessment: Identification of Objects, Object Design, Graphic Design, and General Movement.

Extras and/or Replacements:

(WACS)<sup>®</sup> Test Kit - Additional 15 Workbooks


**WACSKITRB**

(WACS)<sup>®</sup> Test Kit - Profile Sheets - Pad of 25

**WACSKITPAD**

Manual

**WACSKIT-M**



## TEST OF INFORMATION PROCESSING SKILLS (TIPS)

Executive Function, retention, recall, and memory capacity are easily detailed. Author: Raymond E. Webster, PhD

The TIPS provides clinicians with quick and reliable measures of how well a person processes information (letter strings) presented visually and auditorily. Although TIPS had its genesis in the Learning Efficiency Test (R. Webster, 1981, 1992, and 1998), it features new items, new subtests (Delayed Recall and Word Fluency), new scoring procedures, and new national norms (N=3,314).

Product	Part #	Price
TIPS - Complete Kit	TIPS8468	
TIPS Manual	TIPS8469	\$79.95
TIPS 25 Protocols	TIPS8471	
TIPS Stimulus Card Booklet	TIPS8751	\$60.95

- Visual & Auditory Memory/Sequencing
- Ages 5 through Adult (90+)
- Individual Administration
- Nationally Norm-Referenced on 3,314 individuals
- Administration Time: 30 minutes
- Qualification: Level B

**Test Kit Includes:**

- Manual
- Stimulus Card Booklet
- 25 Protocols



## TEST OF HANDWRITING SKILLS-R (THS-R)

Visual-motor integration difficulties can foreshadow learning problems. Author: Michael Milone, PhD

The THS-R is an untimed, clinical assessment of neurosensory integration skills evident in handwriting (both manuscript and cursive) that are often disrupted in students with learning difficulties. The THS-R provides standardized assessment of children's handwriting ability for both manuscript and cursive styles that can be used with any of the popular handwriting programs (such as Palmer, Zaner-Bloser, D'Nealian). The THS-R is not a classroom assessment of penmanship.

Product	Part #	Price
THS-R - Complete Kit	THS8439	
THS-R Manual	THS8440	
THS-R 15 Manuscript Test Booklets and 15 Record Forms	THS8444	
15 Cursive Test Booklets and 15 Record Forms	THS8445	
THS-R Training Video	THS8441	

- Visual-Motor (sensory) Integration
- Ages 6-0 through 18-11
- Individual or Group Administration
- Norm-Referenced
- Testing/Scoring Time: 25 minutes
- Qualification: Level B

**Test Kit Includes:**

- Manual
- 15 manuscript test booklets
- 15 cursive test booklets
- 30 Record Forms
- Training Video



## HANDBOOK OF DIAGNOSTIC TESTS

Written By: R.W. Lowry, Jr., O.D.

This book is also referred to as the Monroe III Test.

**RL9513**

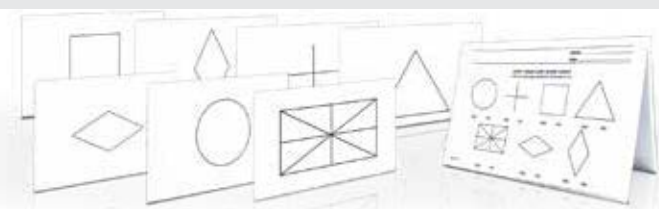
Perceptual skills program tests for outstanding characteristics in children ages 2-1/2 to 10 years. Shows manual skill, symmetry, proportions and orientations.



## COPY FORM CARDS

**BC11985 (Set)**

These cards provide a special test for eye-hand and visual motor coordination, visual organization and form reproduction.



**Includes:** 7 cards and pad of 50 score sheets

REPLACEMENT SCORE PADS

**BC11986 (Pad of 50)**

## TEST OF VISUAL PERCEPTUAL SKILLS - 4TH EDITION


The TVPS-4 is the latest update of the standard comprehensive assessment of visual analysis and processing skills. The TVPS-4 remains an easy-to-use assessment for determining visual-perceptual strengths and weaknesses. Norms are based on a nationally representative sample. Additional lower-level items were added to address the needs of younger or more impaired individuals, and norms now extend through 21 years of age, making the TVPS-4 useful for a wider range of examinees.

The TVPS-4 now includes 18 items in each of seven perceptual areas. Ceilings minimize fatigue and ensure that more difficult items do not unduly tax younger students, while allowing for reliable and accurate assessment across the age range. The TVPS-4 is consistent with current methods of visual information processing used in occupational therapy and optometry.

The TVPS-4 also measures the following Cattell-Horn-Carroll theory narrow abilities:

- Visualization
- Flexibility of Closure
- Visual Memory
- Memory Span

Product	Part #	Price
COMPLETE KIT	TVPS4-K	
SCORING FORMS	TVPS4-F	
TEST PLATES	TVPS4-TP	
MANUAL	TVPS4-M	



**Kit Includes:** Includes Record Forms (pack of 25), Test Plates, and Manual

## MOTOR FREE VISUAL PERCEPTUAL TEST - 4TH EDITION

By Ronald P. Colarusso, EdD/ Donald D. Hammill, EdD

An updated and streamlined version of the classic visual-perception test.

The MVPT-4 is the most recent revision of the only non-motor visual perceptual assessment that can be used throughout the lifespan. The MVPT-4 provides a quick, reliable, and valid measure of overall visual perceptual ability in children and adults. The MVPT-4 includes 45 items from the MVPT-3 which have been reorganized and grouped for easier administration.

Stimuli are comprised of black-and-white line drawings and designs, with answer choices presented in an easy to record multiple-choice format. No motor involvement is needed to make a response, making the test particularly useful with those who may have motor disabilities. The MVPT-4 is one of the most widely used visual perceptual assessment for recertifying adult drivers after head injury or stroke.

Product	Part #	Price
COMPLETE KIT	ATP04XA	
TEST PLATES	ATP042XB	
REPLACEMENT MANUAL	ATP042M	
25 RECORDING FORMS	ATP042XD	



The MVPT-4 is designed to be used for screening and research purposes by psychologists, occupational therapists, educational specialists, optometrists, and others who may need to determine a person's overall ability to discern and understand visual stimuli.

## THE REVERSALS FREQUENCY TEST



Written by Richard Gardner MD. Useful in diagnosis of children with learning disabilities. It offers an objective assessment of letter and number reversal frequency. The test is helpful to differentiating neurologically based and psychogenic learning disabilities. It is standardized on both normal and learning-disabled children.

Three tests: reversals execution; reversal recognition; reversals matching.

GRFT

## JORDAN LEFT-RIGHT REVERSAL TEST (3RD EDITION)

The Jordan Left-Right Reversal Test-3rd Edition helps clinicians identify students who have difficulty with reversals, and what types of reversals are problematic: objects, letters, numbers, words, or letter sequences. Reversals are a major stumbling block for students learning to read. The Jordan-3 may be beneficial to add to a battery of test when assessing AD/HD.

The Jordan-3 has two parts (children ages 5-8 take on Part 1) consisting of five subtests, in developmental sequence. The first and last subtests are new. Included in the Test Kit are a Laterality Checklist (an informal survey to determine preferential use of one side of the body) and a Remedial Checklist that provides suggested remediation activities.



**JORDAN 3RD EDITION FEATURES:**

- ▶ Visual Reversals
- ▶ Individual or Group Administration
- ▶ Ages 5 thru 18
- ▶ Norm-Referenced
- ▶ Testing/Scoring Time: 20-30 minutes
- ▶ Qualification Level B

**Kit Includes:** Test Kit (Manual, 25 Record Forms, 25 Remedial Checklists, 25 Laterality Checklists)

ATP2538A (KIT)

ATP2538BU (RECORD FORMS)

# SUPPLIES & EQUIPMENT

## OPTICAL TRAYS



Colorful, stackable trays are ideal for lab use. Convenient, insertable dividers and label holders in front for quick, easy identification. These sturdy trays are made to last. Labels and China Marker sold separately.

**Available in 7 colors as shown to side:**

Red, White, Blue, Lavender, Yellow, Gray, & Black

Please specify colors when ordering

VI (20 Trays per Case)

A. 20 RE-WRITABLE, REVERSIBLE TAGS  
& BLACK CHINA MARKING PEN

VITAG

Size: 6"W x 9"L

**KIMWIPIES®** 1 ply

**KIMWIPIES®**  
KIMTECH  
Delicate Task Wipers  
SCIENCE  
Essais-tout pour tâches délicates  
Paños para tareas delicadas  
286

*Don't dispense dirty or smudged glasses!*

Anti-static polyshield wipes with LintGuard.  
Cleans glasses in the lab better than Kleenex.

286 1-ply white tissues.

KIMWIPIES 5+

**KIMWIPIES® - TWO-PLY**  
(SIZE: 12" x 12")

Two-ply wipers that clean glass, plexiglass, highly polished metal and plastic. Non-contaminating, low-lint. 119 wipers per box.

KW2PLY12X12 5+

**KIMWIPIES® - TWO-PLY**  
(SIZE: 15" x 17")

Two-ply wipers that clean glass, plexiglass, highly polished metal and plastic. Non-contaminating, low-lint. 90 wipers per box.

KW2PLY15X17 5+

**OPTICAL TOWELS**

Sold by the dozen  
White with red stripes.  
Size: 16" x 28"

TOWELC

Visit [www.bernell.com](http://www.bernell.com) to find more product details & photos, as well as hundreds of items not shown in the catalog.

**12-PIECE SCREWDRIVER SET WITH INTERCHANGEABLE HEADS**

This convenient 12-Piece optical tool set features 6 screwdriver heads (4 Phillips Head and 2 Flat Head), 4 wrenches and 2 base handles. Made from the finest quality tempered steel blades with aluminum base handles. Each handle features a spring loaded chuck to insert and secure blades for quick and easy changes. The set comes in a aluminum case with custom foam inserts for organizing and safely storing all the pieces. This is a great addition to any lab!

SCSET2

**SCREWDRIVER SET**

VSD765 (Set)

Set of six Vigor optician's screwdrivers with size identifying rings. All metal with hexagon heads. Finest quality tempered steel blades and free-wheeling swivel head. Screw chuck to insert and tighten blades securely.

Blade Widths: 0.025, 0.040, 0.055, 0.070, 0.080, and 1.00

**PERFECT SCREWDRIVER WITH DOUBLE-ENDED BLADES**

Top of the line, with ball-bearing head. Includes: 3 blades: 2 sizes flat & 1 Phillips.

VSD855

**REVERSIBLE SCREWDRIVER**

VSD775

Heavy knurled body permits grip and heavy pressure. Hexagon shaped head is rounded to comfortably fit in the palm of your hand. Head rotates freely. Clip spring holds a double-end blade .085 to .060, 4-1/2" long. Nickel finish. Comes with narrow and wide combination regular blade.

REPLACEMENT BLADES:  
NARROW BLADE 1.55MM  
DOUBLE-SIDED REGULAR BLADE:  
1.55MM & 2.20MM

VSD7754 (Pkg. of 3) VSD7755 (Pkg. of 3)

### ESSENTIAL NOSE PAD KIT



An economical and convenient means of minimizing lab inventory. Each kit is pre-packed with 25 pairs of the best selling silicone nose pads. Nose pads are made of crystal clear, soft silicone. The kit features an index card in the lid illustrating the different compartments with nose pad descriptions and actual size drawings.

**AM0900**

Kit includes 25 pairs of each of the nose pads listed above.

### SOFT SILICONE D SHAPE PUSH-ON NOSE PADS



Ensure that your lab is stocked! Other sizes available, just call to order.

**15mm Size**

**AM0104 (PKG. OF 100 PAIRS)**

**19mm Size**

**AM0109 (PKG. OF 100 PAIRS)**

Visit [www.bernell.com](http://www.bernell.com) to find more product details & photos, as well as hundreds of items not shown in the catalog

### "BEST SELLER" NOSE PAD KIT



As frame sizes and designs change, so do the used nose pads. The Best-Selling Nose Pad Kit reflects contains the top selling nose pads. All the nose pads in the kit are made of crystal clear, soft silicone. The kit features an index card in the lid illustrating the different compartments with nose pad descriptions and actual size drawings to take the guesswork out of placing refill orders.

**AM0100**

Kit includes 5 pairs of each of the nose pads listed above.

### THE "BEST SELLER" SCREW KIT

This kit contains seven of the best selling screws and lock nuts, packaged in a clear partitioned container with an index card in the lid.



25 pieces per type, 175 screws total.

**AM1000**

### VIGOR NICKEL SCREW KIT



Clever kits let you locate the screw you need in an instant. See through top for easy selection. Stock and compartment numbers on each section for reorders.

**Kit contains 770 pieces:** 9 screw sizes, 3 nut sizes, 3 dia. trim screws & nuts, hinge screws, eyewire screws, & pad screws.

**VSC500**

### SILICONE ADHESIVE NOSE PADS



19mm D-Shape silicone adhesive nose pads come in 2 pair per package (4 total nose-pads). Designed to reduce slipping and provide a comfortable cushion. Just peel-off and press-on to use. Made in the USA.

**PB1022**

### SCREWDRIVER KIT 20-PIECE

Kit includes 5 metal screwdriver handles with black caps, 10 blades, and 5 Foam Screwdriver Handle Covers. All components are packaged in convenient, partitioned container for ease of use and storage.



**AM20PSK**

### UNIVERSAL SCREW KIT

Universal Screw Kit contains Self-Aligning, Self-Tapping, and EZT screws in various sizes. This universal kit allows the optician to easily replace missing eyewire and hinge screws. Screws come packaged in a partitioned clear container with index card in the lid - 10 screws per type, 120 total pieces.



**USK120**

### MAGNETIC WORK PAD

A must for any optical lab! Holds magnetic sensitive screws and tools in place for added repair convenience. Size: 12" x 14".



**MWPAD**

### LARGE ACRYLIC TOOL RACK



Holds 10-12 hand tools and has 10 screwdriver slots.

Overall Size: 4.5" x 11.5" x 5"

**CAOTRK**

### SCREW HOLE SIZING GAUGE

Introducing a quick and convenient way to determine drill bit or screw diameter size.



The Screw Hole Sizing Gauge measures holes in rimless lenses and frames from 1.0mm to 2.2mm in diameter.

**SCWHSG**

### SCREWGUIDE TWEEZERS

**SA1050**

These hold the screws when installing in a frame.



### NYLO HOOK

**RE2600**

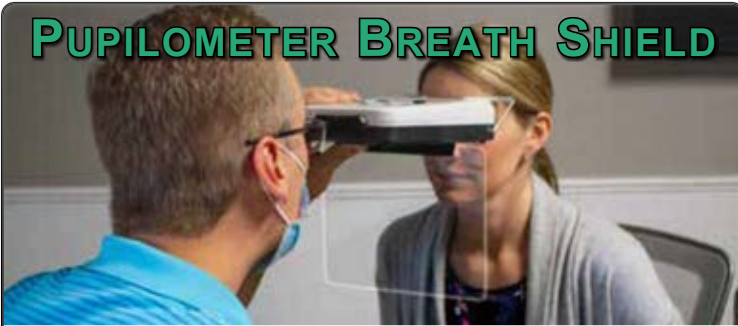
Simplifies rimless assembly. Eliminates the use of ribbon. The "hook" guides the eye wire into the lens groove without difficulty.





# SUPPLIES & EQUIPMENT

## PUPILOMETER BREATH SHIELD



Designed to easily attach to most pupillometers, creating an additional breath barrier between the optician and patient, while not interfering with the use of the pupillometer. This design features an adhesive clip that attaches to the bottom of your pupillometer. The breath shield then slips into the clip and is secured by the clip's pressure. The plastic shield can then be easily removed, cleaned and replaced.

A rigid, yet flexible, 30mil polycarbonate composition allows for easy installation and removal for cleaning. Polycarbonate can be cleaned with most disinfectants, as well as warm soap and water, to sanitize between patients. This breath barrier will last for years!

BCPUPSHIELD

3 or More

## VIGOR PUPILLOMETER



**Do you dispense invisible bi-focals?**

Look more modern while improving your accuracy and decreasing remakes with your PALs. This pupillometer is easy to use. **Necessary product for any practice that dispenses invisible bifocals.** Fewer remakes should pay for the unit in a short time.

**Data range:**

- Binocular PD 44-83mm
- Monocular PD 22.5-41.5mm

**Measuring range:**

- Binocular PD 45-82mm
- Monocular PD 22.5-41mm

**List price is \$390,  
Save over 20% when  
you buy from Bernell**



Requires 4 AA batteries (not included).

CNSDP

## DIRECT DIGITAL PUPILLOMETER

LY18



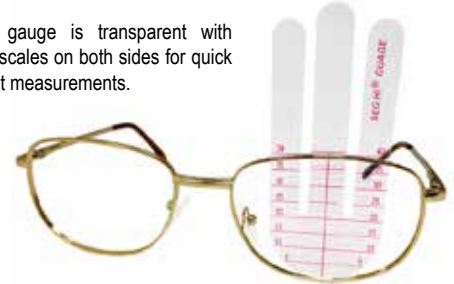
The Direct Digital Pupil Gauge is a simple and inexpensive way to measure both monocular and binocular distances between eyes. This is necessary for accurate fitting of various ophthalmic lenses, especially multi-focals. It works by simply aligning the vertical stripes over the center of each pupillary reflex.

## SEGMENT GAUGES

SG32540

Sturdy, yet flexible gauge is transparent with embossed millimeter scales on both sides for quick and accurate segment measurements.

Gauge is 3.25" long and measures up to 40mm. Sold in pairs. Gauge is clear with red markings.



## HOT AIR FRAME WARMER

LY6B



This hot air frame warmer is specially designed to warm ophthalmic frames to fit them on patients. **The cut-out directs heating of end pieces, temples and rims.** This model is great for either lab use or in the exam room for those quick and simple frame adjustments. This instrument is inexpensive enough to get one for each room! **No more messy beads!!!**

## HOT BOX FRAME WARMER

W5060



Unique design heats up quickly, but the housing stays cool for added safety. Features a non-stick inner pan. Use with salt or glass beads. Maximum temp of 400°F.

## GLASS BEADS - 5LBS

VBD169

Small size beads for frame warmer. Comes in a plastic canister.

## WHITE PLASTIC RULER

BC7



Ruler is 7" by 3/8" wide. Features a millimeter and 1/16" graduated scale.

## 6" STAINLESS STEEL RULER

VA6



With millimeters on top edge and inch measurements on bottom edge. Scale begins at edge, with no border.

## MULTI-RULE RULER

BC71MR



Measures monocular and binocular pupillary distance, palpebral fissure, corneal diameter and pupil diameter. Inches and mm scale. 7" long. Rests on patient's nose as they look through ruler for measurements.

## CLEAR PLASTIC RULER

BCPDC



Features a 2mm scale and is 7" long. A second scale offers the capability to measure out from the middle of nose to the center of the pupil or corneal reflex. Semi-circles on ruler help you accurately determine pupil diameter.

### METAL DISTOMETER WITH CASE

BY GULDEN OPHTHALMICS

This product is used to accurately **measures the vertex distance between a patient's cornea and the lenses** in eyeglasses or trial lenses. It is sold in a **case** with a **conversion wheel** for calculating lens power relative to the distance from the eye.

A change in vertex distance of eyeglasses compared to that of the trial lenses results in a change in the effective power of the eyeglasses. This becomes especially important when the eyeglass prescription is greater than a plus/minus four or five diopter correction.



DST127

### PROGRESSIVE LENS IDENTIFIER

Very important tool that all optical labs need for fitting and testing progressive lenses. Greatly assists in the quick and easy location of the various manufacturers' marks placed on progressive lenses by using the specially designed background contrast and lighting provided. Also useful for checking the surface quality for scratching or bubbling when coating is applied to lenses.



PGLID3

### LENS CLOCK



Precise measurements with lens clock for glass or plastic lenses. Measures lenses +/- 20 diopters in 0.25 diopter steps.

SP100

### VERTICAL FRAME STORAGE TRAYS

Stackable storage trays help display and store eyeglass frames.

Color: White

Frame Capacity: 12

Size: 19-1/2" H x 15-5/16" W 1-7/8" D



AM7113

### REPLACEMENT PEGS FOR YOUR FRAME BAR



You can now buy the plastic holders for your frame bars. Fix a broken display or use to make new displays. May be glued on or screwed from behind.

JJPEGS

Quantity Discounts Available. Call for Pricing!

### DIGITAL ULTRASONIC CLEANER (MULTIPLE FRAME CAPACITY)

AM1007

A five cleaning cycle model with a larger tank capacity to accommodate two or more frames at the same time. Removable lid keeps cleaning solution free of dust when not in use. Stainless steel tank. One year warranty.

**Power:** 110/120 V AC; 60 Hz  
**Ext. Dimensions:** 9.0" x 2.7" x 6.3  
**Tank Capacity:** 3 pints (1,400 ml)  
**Cycle Settings (Seconds):** 90, 180, 280, 380, 480  
**Weight:** 3.7 lb (1.7 kg)



### ULTRA BLUE

(ULTRASONIC CLEANER CONCENTRATE)

Ultra Blue is a new generation water soluble liquid ultrasonic cleaner concentrate. Its unique formulation provides superior cleaning action without the use of any solvents or other volatile organic compounds (VOC's). The Ultra Blue formulation is rapidly biodegradable and safe for the environment. An 8 ounce bottle of concentrate makes 4 gallons of cleaning solution.



AM1011

### LENS SIZER UPDATE DESIGN!

USOLS

Provides accurate millimeter measurement for all types and sizes of lenses quickly. Tape is durable, easy-to-read White plastic with 0-300 calibrations. ABS plastic housing.



← Removable Lid



REPLACEMENT TAPE USORT

# OPTICAL ACCESSORIES

## VERATTI® TUFF-SPEC® 1400 SERIES

CLEAR FRAME, CLEAR LENS, UNCOATED

MO303C

The Veratti® brand of safety eyewear is synonymous with performance, durability, and style. Performance coatings include ScratchCoat® a scratch-resistant coating to prolong the life of the lenses, ENFOG® an anti-fog coating, and AFR® the ultimate high-performance coating for Advanced Fog Resistance.



- Lens Color: Clear
- Lens Coating: Uncoated
- Special Features: Fits Over Rx Lens
- Certifications: ANSI Z87.1+ ,CSA Z94.3-2007

**Product Features:**

- Classic visitor's spec design
- One piece polycarbonate wrap-around
- Universal nose bridge
- Spherical lens design
- Polycarbonate side shields provide full side protection

## OCUSHIELDS™ SAFETY GOGGLES



Vision care professionals face risks today they never before encountered in practice. The unprotected eye is a target for infectious diseases including AIDS. OcuShields™ are lightweight, comfortable and optically clear. Unique top and side shields protect your eyes from virtually every angle. Flexible temples stretch to fit comfortably. Professionally designed to be worn over prescription eyewear or alone.

DOS

25+

## EYEGLOSS CASES

Extra-large case. Fits almost any frames, as well as Oakleys, Solarshields, and Killer Loops.



**Material:** Vinyl  
**Color:** Black  
**Quantity:** Package of 12

CVRCASE (PKG. OF 12)

## SELF STANDING ACRYLIC MIRRORS



Professional appearance will enhance your office decor. Use in vertical position for frame selection. Use in horizontal or vertical position for contact lens insertion. Easel made of durable acrylic. Safer than Glass Mirrors! Can be washed with soapy water or mild cleaner. "L" shaped so they stand up on their flange ends or their sides.

BC6027 (12" x 12.5")

BC6026 (7" x 12")

## CROAKIES®

Eyewear retainer is for active sports. One-piece design holds glasses comfortably, yet snugly in place. Adjustable length.

**Sold by the dozen** in assorted colors, or you can specify a single color when ordering. All come individually packaged for resale.



**Available colors include:** Black, Brown, Hunter Green, Navy, Pink, Red & Royal Blue



LLC+ (DOZEN)

LLCS+ (SINGLE)

Visit our website to see additional Croakies® products.

## PRO-SPEC HOLDER

Eyewear retainer ideal for active sports. Fits all frames and head sizes. Comes in clear, compact styrene case.

- Sold by the dozen
- Box is a display stand



PO173 (DOZEN)

## BRAIDED EYEWEAR RETAINERS

ER20GR+

\*\*Specify Color When Ordering

Revolutionary new eyewear retainers will help you get a "Gripz" on your expensive sunglasses and prescription eyewear. Gripz eyewear retainers are engineered from high-grade braided silicone that will stand up to the elements and toughest use and abuse. In fact, they've been lab tested to hold the weight of a brick, earning the seal of "Brick Tested Tough." Whether you're biking, fishing, rafting or participating in any other vigorous outdoor activity, the patent-pending Gripz retainers uniquely combine friction and a contracting force to provide an extremely secure hold that will keep your valuable glasses safe.

- Lab Tested to Hold the Weight of One Brick earning the seal of "Brick Tested Tough"
- Engineered from High Grade Braided Silicone Which Allows the Gripz to be very Heat Resistant
- Fits MOST Frames
- Designed to have a secure hold and protect your eyewear under the harshest conditions.

AVAILABLE COLORS: BLACK ASH, THINK PINK, LAVA ORANGE, SAFARI GREEN, SURF BLUE, & DUSK GREY



## SATIN MICROFIBER CLOTHS

A high quality cloth at a great price!

**Cloth Size :** 4" x 6"

**Product weight:**  
0.5 lbs. / Box of 100



Mix or match colors for a discount!

PART #	COLOR	QUANTITY	PRICE
AM9610B	Blue	10+ Boxes	
AM9611DG	Dark Grey	5-9 Boxes	
AM9612W	White	1-4 Boxes	

## SIMPLY KLEEN SILKY MICROFIBER LAB CLOTH

A large size Simply Kleen cloth for lab use. Also ideal for computer monitor and flat screen TV cleaning, camera lenses, compact disks, and much more. Machine washable with a sewn edge.



**Size:** 15" x 15"  
**Color:** Available in black only.

AM9402

## EYEGLOSS REPAIR KIT

Handy pocket-size kit comes on paper card to hang on rack to display. Contains magnifier, screwdriver, and a pair of spring hinge screws and nose pad screws.



DERK300

25+

## COMPLETE EYEGASSES REPAIR KIT

Developed by an optician with over 30 years experience repairing frames. This set provides the tools and screws to repair almost any frame!

**Includes:** Flat & Phillips Screwdriver Combo, 3 Screws, 1 Hex Nut, Wrench, & Lens Cloth.



ERKIT

5 OR MORE

## STANDARD BRUSHED MICROFIBER CLOTHS

A heavier weight Standard Cloth with a matte brushed look and feel.



Box of 100

Cloth Size: 6" x 6"

Weight: 1 lbs / Box of 100

PART #	COLOR	QUANTITY	PRICE
BMC97DR	Dark Red	10+ Boxes	
BMC97SG	Stone Grey	5-9 Boxes	
BMC97EG	Emerald Green	1-4 Boxes	
BMC97NB	Navy Blue		
BMC97W	White		



## AR KLEENER

Designed for anti-reflective or other hard to clean glass or plastic lenses. Anti-fogging.

**Imprinting available!** There is a screen fee of \$20 on the first order, but then all future *imprinting* will be **FREE!** Alcohol and ammonia free.

Comes in a box of 50.

PART #	QUANTITY	PRICE
SLCKLEEN	250	
	100-249	
	1-99	



## FIX 'N CLEAN™ LENS CLEANING KIT

This convenient lens cleaning kit includes: 1 oz Lens Cleaner Spray, Pro-Clears™ Microfiber Cleaning Cloth, Screwdriver Repair Key Chain, Reusable Vinyl Storage Pouch. Made in the USA.

**Retail Price on this kit is \$8.99!**

PO2081

5+



## BED SPECTACLES

The prism lenses in glasses angle vision allowing patients to lie on their backs to read or watch TV without eye fatigue or strain. Frame design permits use with corrective glasses. Approved by optometrists, ophthalmologists, and orthopedic physicians.

**Wt:** 5.4 oz. Comes with case and cleaning cloth.



SW791

# CONTACT LENS PRODUCTS

## JUMBO CONTACT LENS CASES (PKG. OF 50)



Ensure that your office is stocked with extra contact lens cases for your patients! These jumbo cases for soft contact lenses have wells 10mm deep x 22mm diameter. They are available in White, Turquoise or Yellow. We also sell a smaller Light Blue case that is 7mm deep.



PART #	DEPTH	COLOR
NLSCLCY	10mm	YELLOW
NLSCLC	10mm	WHITE
NLSCLCBB	10mm	BRIGHT BLUE
NLSCLCB	7mm	LIGHT BLUE

QUANTITY	PRICE
5+	
2 - 4	
1	

Please specify color when ordering



### FLAT PACK DISPENSER

Clear, acrylic dispenser holds 36 deep-well flat packs. Displays on countertop or on wall using predrilled holes. Excellent for the contact lens dispensary. Flat packs sold separately.

Size: 6 1/2"W x 7 5/8"H x 3 1/2"D.  
Product weight: 1.874 lbs. / ea

CLFPD36

### ECONOMY SCREW TOP CASES

An economical screw top contact lens case with an injected seal in the lid to help prevent leaking. Left (L) and Right (R) marked on each lid. Left lid: light blue, right lid: white. Star wells aid in lens removal.

Sold in bags of 50.

Product weight: 0.9 lbs./Bag of 50

CLESTC50



### SUPER STRONGHOLD® INSERT & BULB



DMVSSG (Green)

5+



Design minimizes warping and cylinders in lens, while holding. Fits the stronghold bulb. Available in Green Rubber.

### SOFT LENS HANDLER



Handles soft contact lenses without tearing, scratching or marring. Insertion and removal available from a vertical or horizontal position. For hygiene reasons, non-returnable.

DMVSLH

5+

### MAGIC TOUCH™

Same shape, but has air duct through center is open to insert; closed by squeezing to remove. The head is also angled for easier insertion.



DMVII (Box of 10)

5+

Sold in Assorted Colors

### ULTRA CONTACT LENS HANDLERS

Flexible plastic 7mm cup. Two model choices for hard contact lenses.

For hygiene reasons, these products are non-returnable.

Sold in Boxes of 10.



### ULTRA I

Shaped to create natural suction. No air suction.

DMVI (Box of 10)

5+

## SOFT CONTACT LENS TWEEZERS WITH RUBBERIZED TIPS

### LARGE (5" x 0.75")

USO7017

10+



White polypropylene tweezers 5" long x 3/4" wide. For hygiene reasons, these are a non-returnable item.

### SMALL (3.15" x 0.5")

USO5018

10+



These tweezers are 3.15" long and work great for handling soft contacts. Comes sterile in a plastic sealed bag. For hygiene reasons, these are a non-returnable item.

### MINI (2.25" x 0.25")

US6604

10+



These tweezers are 2.25" long and work great for handling soft contacts. Comes sterile in a plastic sealed bag. For hygiene reasons, these are a non-returnable item.

### CONTACT LENS POLISHER/MODIFIER (OPTIONAL FOOT SWITCH)

A practical, cost-effective instrument for opticians & optometrists. Dual purpose modification and surface or edge polishing of both gas permeable or conventional contact lenses.



**Features:** Removable stainless steel bowl, tapered arbor, laboratory speed, fan-cooled motor (with circuit breaker for safety), power on/off switch and Formica® cabinet stores up to 14 brass radius tools. (Brass and sponge tool sets sold separately - Item #: CLBT).

Foot switch not shown.

JJ100

LM51 (Foot Switch)

### BURTON ULTRAVIOLET LIGHT WITH MAGNIFIER



- 5 Year Warranty
- 120V model standard
- 6000-hour average bulb life

Special fluorescent bulbs produce UVA at approximately 365 nm wavelength. Comes with magnifier and 2 UV bulbs. 4-light magnifier models include optically ground and polished glass 5 diopter magnifier lens with 2.25x total power magnification and focal length of 8" (20 cm).

UV Light with Magnifier and 2 UV Bulbs

WEC164502

UV Light with Magnifier, 2 UV Bulbs and 2 White Bulbs

WEC164503

Replacement bulbs available. Visit [www.bernell.com](http://www.bernell.com) for more info.

### CONTACT LENS SPONGE TOOL SET

Economical five-piece kit contains 3" flat, cone and edging sponge tools, as well as a green stronghold reversible suction holder and an 1 oz. bottle of gas permeable lens polish.



CLST (Set)

Individual items available, just call or visit [www.bernell.com](http://www.bernell.com)!

### CL SINK MAT

Inexpensive way to prevent the loss of contact lenses and other small items down the drain. Fits most drains.



CLSMAT

Size : 4.25" x 5.50"

### VISTA WIPES® PREMOISTENED LENS TOWELETTES - BOX OF 24

VWPLT24

Vista Wipes Premoistened Lens Towelettes are specially formulated to clean glass, plastic and coated lenses. They are made from a soft, non-linting material and provide quick and convenient cleaning. Vista Wipes are also excellent for cleaning camera lenses, computer screens and mirrors. There are 24 Vista Wipe® per box.



### CONTACT LENS DISPENSING TOWEL - 3 PLY / 500 PER CASE

No more mess at the dispensing table! Poly-backed heavy-duty paper towel protects table from spills while you dispense contact lenses. Extra absorbent, disposable and convenient. Case of 500.

Size: 13.5" x 18". 3 ply.

CLTOWEL3



### CONTACT LENS DIAL THICKNESS GAUGE

Very useful in manufacturing and modification of hard/RGP contact lenses. Operated with one hand. Graduated in .01 mm. Capacity 10 mm. Anvil has one flat side and one rounded ball-shaped side. Large easy-to-read dial.

WO600V715

### CONTACT LENS MODIFYING HOLDER

This tool makes modifying or polishing gas permeable contacts easier. Holds the green bulbs that hold the contact. Less chance of damaging the optics or losing a contact. CL and green holder spin freely for a more uniform polishing. Unit last for years.



M1800

### CONTACT POLISH

1 oz.

1 oz contact lens polish. For use with conventional and gas permeable contact lens surfaces and edges. Product is water based.



CLPOL

### VISTAPREP® OPTICAL HAND SCRUB (12FL. OZ.)

VistaPrep® is a mild, concentrated hand scrub specially formulated to thoroughly clean hands before handling and inserting contact lenses. Gentle, non-drying to the skin.



- Does not contain soaps, fats or harsh alkalies.
- Free of oils, fragrances and dyes.

VPSOAP

# READERS & SUNGLASSES



## SOLAR SHIELDS™

The ultra-contemporary Solar Shields Eyewear can be worn over glasses or by themselves. Durable polycarbonate material meets ANSI requirements for industrial use, provides 100% UV protection at 400nm, and has top and side shields.

Available in three attractive colors:  
Smoke, Yellow and Amber

- DSSB
- DSSS
- DSSY

## VERATTI® TUFF-SPEC® 1400 SERIES GRAY FRAME, GRAY LENS, UNCOATED



The Encon® brands of safety eyewear are synonymous with performance, durability, and style. Our products offer some of the most innovative coating technology in the industry.

- Special Features: Fits Over Rx Lens
- Certifications: ANSI Z87.1+, CSA Z94.3-2007

### Product Features:

- Classic visitor's spec design
- One-piece polycarbonate wrap-around
- Universal nose bridge
- Spherical lens design
- Polycarbonate side shields provide full side protection

12+ .... \$4.95 EACH

3-11 ..... \$5.50 EACH

1-2 ..... \$5.95 EACH

LAGYNP



## POLARIZED SOLAR SHIELDS™

- DSSPZA
- DSSPZG

With maximum sun protection, the Polarized Solar Shields exceed the FDA and ANSI highest UV standards. Top and side shields provide up to 40% more sun protection than conventional polarized sunglasses. The unique design allows a comfortable fit over prescription glasses, and flexible temples adjust to fit all head sizes. Polarized lenses reduce glare on all reflected surfaces, and are hard-coated to resist scratching. **Available in:** Dark Gray or Dark Amber tint.

Please specify color when ordering



Visit [www.bernell.com](http://www.bernell.com) and search "Haven" for additional frame offerings.

These stylish frames offer a unique, yet subtle yellow tint that allows drivers to distinguish between green, red and yellow traffic lights and pass the global standards for traffic light transmittance. The yellow lenses enhance contrast and the anti-reflective coating blocks glare and most blue light from headlights. 100% UVA/UVB Protection. Non-Polarized to display legibility (dashboard, GPS, etc). Lenses are scratch and impact resistant and offer an oleophobic coating that repels oil, water and smudges. Includes soft case.

## HAVEN® NIGHT DRIVER SPORT (LARGE TAPER SQUARE)



PREMIUM FIT OVER SUNGLASSES. MATTE BLACK FRAME/YELLOW LENS

HAV657L



## HAVEN® NIGHT DRIVER (WINDEMERE MODEL)



PREMIUM FIT OVER SUNGLASSES. MATTE BLACK FRAME/YELLOW LENS

HAV656L



## HAVEN® NIGHT DRIVER (SUMMERWOOD MODEL)



PREMIUM FIT OVER SUNGLASSES. MATTE BLACK FRAME/YELLOW LENS

HAV654L



Recommended Retail Price: \$34.95

## FLIP-UP MAGNIFYING LENSES

CLIP AND FLIP MULTI POWERED CLIP-ON

The Clip & Flip magnifying lenses turns any pair of regular glasses into a "flip-down" hands free magnifier. Flip the magnifier up for normal viewing or down for a super magnified image. The Clip & Flip magnifying lenses are perfect for reading, fly-tying, hobbies, crafts, model building and so much more! The crystal clear acrylic lenses will give you a sharp, distortion free view that allows you to see the finest details with ease. Each Clip & Flip magnifying lens comes included with a protective soft pouch to protect the lenses from dust and scratching.



Magnifications	Part #	Price
1.5x power (+2.25 diopters)	OD10CML	
1.75x power (+3.00 diopers)	OD12CML	
2x power (+4.00 diopters)	OD14CML	

## HALF EYE READERS

Acrylic readers come in:

+1.00, +1.50, +2.00, +2.50, +3.00, & +3.50.

CLR+

5+



## "SEE WEES" INFANT SUNGLASSES

Designed to fit infants and toddlers up to approximately 4 years of age. Soft, flexible no screw frames provide comfort and safety. Polycarbonate lenses offer 100% UVA and UVB protection. Certified lead free.

Frame Size (mm): 42/17/105

AM1821 (Pink)

AM1824 (Navy)



## WEE2COOL WEEZERS™ TODDLER SUNGLASSES

Designed to fit children approximately 2-6 years old. They have soft rubber frames for safety and comfort. Polycarbonate lenses offer 100% UVA and UVB protection. Certified lead free.

Frame Size (mm): 48/13/105

AM1035



## COMPUTER EYES

Designed for clear viewing of video display terminals. Converts ordinary bifocals into glasses that relieve eye strain and relieve neck fatigue associated with VDT operations. Eliminates the need for additional glasses. Made of quality optical plastics. Plastic coated clip prevents scratching. Flip up to see distance without removing.

AO

5+



Available in: +1.00, +1.25, +1.50, +1.75, +2.00, +2.50 and +3.00 powers.  
Please specify power when ordering.

## PC PEEKERS FOR COMPUTER OR VT



These slip-ins were developed by an optometrist for use of his patients in VT programs. They work well for computer work or as spare readers for those on the verge of bifocals. The slip-ins are similar to post-myd slip-ins, but have a prescription of +1.12D power. Made of polycarbonate with UV protection and a scratch resistant coating. Come with handy display that can also be attached to monitor to hold peekers when not in use.

Suggested resale price to patients is: \$29.95  PCR125

## MAKE-UP MAGNIFYING GLASSES

Make your patients happy by selling this device. Now women with presbyopia can apply their eye makeup/mascara accurately. Lens comes +1.50 or +2.00. Lens swivels at nose from side to side. Comes in Gold.

AG+



*"It amazes me how many we sell of these each year in my clinic! You just have to ask and they will sell!"*

- Craig Andrews, OD

## 3M PRESS-ON™ BIFOCALS

Similar to Press-On Prisms. Come as a set of two bifocals. No adhesive necessary. Can be re-used.

GREAT FOR TRIALS OF STRONG BIFOCALS ON LOW VISION PATIENTS



PART #	PRISM DIOPTERS	PRICE
B+ (Power)	+1.00, +1.50, +2.00, +2.50, +3.00, +4.00, +5.00 & +6.00	

\*Specify diopter size when ordering such as B+1.50 for +1.50D plus lens.



# FLEX FRAMES



## MANUFACTURING THE WORLD'S SAFEST AND MOST FLEXIBLE FRAME!

We take great pride in boasting about all the safety features in our frames. FlexFrames offers 17 sizes, 13 models, and 21 colors of our Flexible and Safe frames; ensuring the largest selection from which your patients may choose. Below are important facts that you should know about our products:

- Proposition 65 Compliant
- Can hold a +/- 28 prescription
- BPA Free
- Phthalate Free
- Rubber Free
- Latex Free
- Metal Free
- Holds Prisms
- We cover EVERY age group



For FlexFrames, there's no such thing as prodigal spending when it comes to children's safety. Our Flexible and Safe line has many SAFETY attributes. The novelty about these frames is that there are no metal parts and the frames are so soft that children and adults can LITERALLY sleep while wearing them without causing injury to themselves or ruining the frame. And with these frames, no-one can pinch themselves even while sleeping. Many children and adults love that they can see as soon as they wake up. They don't have to worry about searching for their frame to be able to see. The anatomically designed bridge eliminates the need for nose pads and the inherent risk associated with them. The elastic band behind the users' head between the ears assures the frame stays on the users face. We designed the tensors so that they take up any elastic slack, and there is no leftover elastic to cut or unravel.

**PEDIATRIC & GERIATRIC EYEWARE**

**PROPOSITION 65 COMPLIANT**

**CAN HOLD A +/- 28 PRESCRIPTION**

## COLORS

<b>B</b>  Pink	<b>FC</b>  Clear Beige	<b>KP</b>  Burgundy Pearl
<b>BC</b>  Clear Pink	<b>HP</b>  Yellow Pearl	<b>L</b>  Lavender
<b>BS</b>  Magenta	<b>I</b>  Red	<b>M</b>  Milk Chocolate
<b>CP</b>  Royal Blue	<b>IN</b>  Orange	<b>N</b>  Frost White
<b>D</b>  Dark Blue	<b>JS</b>  Black	<b>P</b>  Plum
<b>DS</b>  Navy Blue	<b>J</b>  Dark Grey	<b>S</b>  Neon Purple
<b>EC</b>  Clear Blue	<b>JC</b>  Clear Grey	<b>VC</b>  Clear Green

PICCOLO 33 (33 - 11 - 112)  
Ages: 8 Months - 2 Years

# ROUND SHAPE



Available sizes 33 (Item #: FFPI33 + Color Code)



**B Pink**



**BC Clear Pink**



**BS Magenta**



**CP Royal Blue**



**D Dark Blue**



**DS Navy Blue**



**EC Clear Blue**

*Coming Soon*

**FC Clear Beige**



**HP Yellow Pearl**



**I Red**



**IN Orange**



**JS Black**



**J Dark Grey**



**JC Clear Grey**



**N Frost White**



**KP Burgundy Pearl**



**L Lavender**



**M Milk Chocolate**



**P Plum**

*Coming Soon*

**S Neon Purple**



**VC Clear Green**



# ROUND SHAPE

RASCAL 39 (39 - 14 - 121)

RASCAL 42 (42 - 14 - 125)

Ages: 2 - 5 Years

Available sizes 39 & 42 (Item #: FFRA39 or FFRA42 + Color Code)



B Pink



BC Clear Pink



BS Magenta



CP Royal Blue



D Dark Blue



DS Navy Blue



EC Clear Blue

*Coming Soon*

FC Clear Beige



HP Yellow Pearl



I Red



IN Orange



JS Black



J Dark Grey



JC Clear Grey



N Frost White



KP Burgundy Pearl



L Lavender



M Milk Chocolate



P Plum

*Coming Soon*

S Neon Purple



VC Clear Green

BAMBAM 31 (31 - 11 - 112)

BAMBAM 34 (34 - 15 - 112)

Ages: 3 Months - 2 Years

# OVAL SHAPE



Available sizes 31 & 34 (Item #: FFBB31 or FFBB34 + Color Code)



B Pink



BC Clear Pink



BS Magenta



CP Royal Blue



D Dark Blue



DS Navy Blue



EC Clear Blue

*Coming Soon*

FC Clear Beige



HP Yellow Pearl



I Red



IN Orange



JS Black



J Dark Grey



JC Clear Grey



N Frost White



KP Burgundy Pearl



L Lavender



M Milk Chocolate



P Plum

*Coming Soon*

S Neon Purple



VC Clear Green



**OVAL SHAPE**

PLUTO 38 (38 - 17 - 117)

PLUTO 40 (40 - 18 - 120)

Ages: 2 - 6 Years

Available sizes 38 & 40 (Item #: FFPL38 or FFPL40 + Color Code)



**B Pink**



**BC Clear Pink**



**BS Magenta**



**CP Royal Blue**



**D Dark Blue**



**DS Navy Blue**



**EC Clear Blue**

*Coming Soon*

**FC Clear Beige**



**HP Yellow Pearl**



**I Red**



**IN Orange**



**JS Black**



**J Dark Grey**



**JC Clear Grey**



**N Frost White**



**KP Burgundy Pearl**



**L Lavender**



**M Milk Chocolate**



**P Plum**

*Coming Soon*

**S Neon Purple**



**VC Clear Green**

TAZ 37 (37 - 14 - 115)

TAZ 44 (44 - 16 - 125)

Ages: 1 - 7 Years

# OVAL SHAPE



Available sizes 37 & 44 (Item #: FFTZ37 or FFTZ44 + Color Code)



B Pink



BC Clear Pink



BS Magenta



CP Royal Blue



D Dark Blue



DS Navy Blue



EC Clear Blue

*Coming Soon*

FC Clear Beige



HP Yellow Pearl



I Red



IN Orange



JS Black



J Dark Grey



JC Clear Grey



N Frost White



KP Burgundy Pearl



L Lavender



M Milk Chocolate



P Plum

*Coming Soon*

S Neon Purple



VC Clear Green

FLEX FRAMES

*Sherlock*

**MODIFIED SQUARE SHAPE**

Ages:  
1 - 7+ Years

SHERLOCK 39 (39 - 14 - 121) SHERLOCK 42 (42 - 15 - 125) SHERLOCK 47 (47 - 17 - 128)

Available sizes 39, 42 & 47 (Item #: FFSH39, FFSH42 or FFSH47 + Color Code)



B Pink

*Coming Soon*

BC Clear Pink



BS Magenta



CP Royal Blue



D Dark Blue



DS Navy Blue



EC Clear Blue

*Coming Soon*

FC Clear Beige



HP Yellow Pearl



I Red



IN Orange



JS Black



J Dark Grey



JC Clear Grey



N Frost White



KP Burgundy Pearl



L Lavender



M Milk Chocolate



P Plum

*Coming Soon*

S Neon Purple



VC Clear Green

Ages:  
1 - 7+ Years

# MODIFIED SQUARE SHAPE

YOGI 40 (40 - 17 - 112) YOGI 42 (42 - 17 - 130) YOGI 44 (44 - 17 - 130)



Available sizes 40, 42 & 44 (Item #: FFYO40, FFYO42 or FFYO44 + Color Code)



**B Pink**

*Coming Soon*

**BC Clear Pink**



**BS Magenta**



**CP Royal Blue**



**D Dark Blue**



**DS Navy Blue**



**EC Clear Blue**

*Coming Soon*

**FC Clear Beige**



**HP Yellow Pearl**



**I Red**



**IN Orange**



**JS Black**



**J Dark Grey**



**JC Clear Grey**



**N Frost White**



**KP Burgundy Pearl**



**L Lavender**



**M Milk Chocolate**



**P Plum**

*Coming Soon*

**S Neon Purple**



**VC Clear Green**



*Cameron*

# MODIFIED SQUARE SHAPE

Ages:  
15+ Years

CAMERON 51 (51 - 19 - 140)

Available sizes 51 (Item #: FFCA51 + Color Code)



B Pink



BC Clear Pink



BS Magenta



CP Royal Blue



D Dark Blue



DS Navy Blue



EC Clear Blue

*Coming Soon*

FC Clear Beige



HP Yellow Pearl



I Red



IN Orange



JS Black



J Dark Grey



JC Clear Grey



N Frost White



KP Burgundy Pearl



L Lavender



M Milk Chocolate



P Plum

*Coming Soon*

S Neon Purple



VC Clear Green

Ages:  
2 - 7+ Years

# RECTANGULAR SHAPE

*Brainy*

BRAINY 39 (39 - 14 - 124) BRAINY 42 (42 - 14 - 125) BRAINY 45 (45 - 17 - 126) BRAINY 47 (47 - 17 - 128)

Available sizes 39, 42, 45 & 47 (Item #: FFBR40, FFBR42, FFBR45 or FFBR47 + Color Code)



B Pink

*Coming Soon*

BC Clear Pink



BS Magenta



CP Royal Blue



D Dark Blue



DS Navy Blue



EC Clear Blue

*Coming Soon*

FC Clear Beige



HP Yellow Pearl



I Red



IN Orange



JS Black



J Dark Grey



JC Clear Grey



N Frost White



KP Burgundy Pearl



L Lavender



M Milk Chocolate



P Plum



S Neon Purple



VC Clear Green

Order Now by Phone at (574) 259-2070 or Go To [www.bernell.com](http://www.bernell.com)



# SPORT SHAPE

GROOT 42 (42 - 16 - 118)

Ages: 3 - 5 Years

Available sizes 42 (Item #: FFGR42 + Color Code)



B Pink



BC Clear Pink



BS Magenta



CP Royal Blue



D Dark Blue



DS Navy Blue



EC Clear Blue

*Coming Soon*

FC Clear Beige



HP Yellow Pearl



I Red



IN Orange



JS Black



J Dark Grey



JC Clear Grey



N Frost White



KP Burgundy Pearl



L Lavender



M Milk Chocolate



P Plum

*Coming Soon*

S Neon Purple



VC Clear Green

Ages:  
7 - 15 + Years

# SPORT SHAPE

*Aspen*

ASPEN 48 (48 - 18 - 138) ASPEN 50 (50 - 19 - 142) ASPEN 53 (53 - 19 - 142)

Available sizes 48, 50 & 53 (Item #: FFAS48, FFAS50 or FFAS53 + Color Code)



B Pink



BC Clear Pink



BS Magenta



CP Royal Blue



D Dark Blue



DS Navy Blue



EC Clear Blue

*Coming Soon*

FC Clear Beige



HP Yellow Pearl



I Red



IN Orange



JS Black



J Dark Grey



JC Clear Grey



N Frost White



KP Burgundy Pearl



L Lavender



M Milk Chocolate



P Plum

*Coming Soon*

S Neon Purple



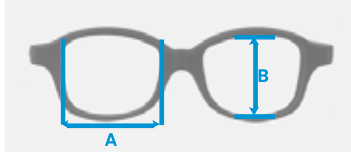
VC Clear Green

# FLEX FRAMES

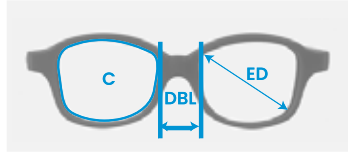


## MEASUREMENTS

PATTERN FLEXIBLE & SAFE



A: HORIZONTAL  
B: VERTICAL



ED: EFFECTIVE DIAMETER  
DBL: DISTANCE BETWEEN LENSES  
C: CIRCUMFERENCE



Frame Style	Eye Size	A	B	ED	Temple Length	Bridge Size	DBL	Circumference
Aspen 48	48	49.96	31.02	51.46	138	16	14.47	132.68
Aspen 50	50	51.98	34.36	54.78	142	19	17.26	142.45
Aspen 53	53	56.82	34.76	58.50	142	19	17.45	150.48
Bambam 31	31	35.44	28.37	35.90	112	15	12.99	106.32
Bambam 34	34	37.87	29.89	38.26	115	15	12.99	106.32
Brainy 39	39	42.13	23.53	43.40	124	17	15.15	114.49
Brainy 42	42	44.9	26.25	46.50	130	16	14.75	123.35
Brainy 45	45	48.04	27.51	49.72	126	17	15.03	131.03
Brainy 47	47	49.41	28.56	51.24	128	17	15.95	134.41
Cameron 51	51	52.31	40.14	57.64	140	19	17.34	152.40
Groot 42	42	45.00	29.59	46.64	118	16	14.89	121.96
Piccolo 33	33	35.72	32.56	36.52	112	11	13.17	109.39
Pluto 38	38	41.56	34.04	41.60	117	17	14.49	119.70
Pluto 40	40	43.78	34.73	43.86	120	18	16.09	124.63
Rascal 39	39	41.29	30.33	41.88	117	14	41.29	116.84
Rascal 42	42	43.8	31.6	44.40	117	14	12.67	123.23
Sherlock 39	39	42.06	27.05	43.92	124	14	12.57	115.58
Sherlock 42	42	45.43	28.87	48	125	15	14.23	124.20
Sherlock 47	47	50.43	36.27	53.24	128	17	15.58	142.51
Taz 37	37	40.29	29.74	41.04	115	14	13.17	110.88
Taz 44	44	46.03	34.55	47.04	130	16	14.57	127.71
Yogi 40	40	42.52	33.72	45.46	112	17	15.20	125.66
Yogi 42	42	45.03	35.71	48.42	130	17	14.46	132.89
Yogi 44	44	46.59	37.01	49.84	130	17	15.54	137.76

## STRAPS

## BUILT UP BRIDGE FRAMES



Currently Available in the following styles and colors

- Bambam (33 eye size)
- Brainy (39, 42 & 45 eye size)
- Yogi (38 eye size)
- Taz (37 eye size)

- B** Pink
- CP** Royal Blue
- D** Dark Blue
- I** Red
- J** Dark Grey
- L** Lavender



# Erin's World Frames

SPECS4US was created and founded in 2004, by Maria Dellapina, a single mother of four with more than 30 years of experience in the optical field. The name SPECS4US stands for Superior Precision Eyewear for Children who are Special.

Maria's youngest daughter Erin was diagnosed with Down syndrome at birth. After several frustrating years of searching for an eyeglass frame that would fit Erin properly, and finding out that nearly 87% of children with Down syndrome will need glasses by the time they enter preschool, Maria decided to combine her passion as a mother, with her knowledge of eyeglasses, and SPECS4US was formed.

Erin's World, is a frame line designed to accommodate and fit the features of children and adults with Down syndrome, as well as, other individuals with unique facial features. This innovative eyeglass design includes a bridge which is adjusted to properly fit a low nasal bridge and temples (or "arms" of the glasses) which are modified to keep the glasses from constantly slipping down.

The SPECS4US mission is to improve the sight and quality of life for children and adults with Down syndrome and other unique facial features by providing custom frames that fit their unique needs. Erin's World frames are now available in a variety of sizes and styles.

## MOST POPULAR STYLES

*Specs  
4Us*



Model #15



Model #16



Model #9



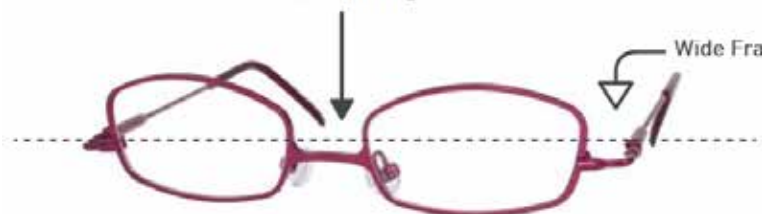
Model #7

To view the full line, scan the QR code or go online to [www.bernell.com/category/Erins\\_World\\_Frames](http://www.bernell.com/category/Erins_World_Frames)



Lowered Bridge

Wide Frame Fronts



### How is the Erin's World frame line different then a typical frame?

Erin's World frames are custom-designed with shortened temples, extra wide frame fronts, and a lowered bridge. Temples are either 180° spring hinges or TR90. Specs4Us recognized the need for a frame line that gives a solution to individuals with low nose bridges.

Our frames have been proven to increase the quality of life as they are the first thing our customers put on in the morning which is why our motto is "See Something New"! Having a frame that fits properly and is comfortable for all day wear is why we continue to be one of the best frames in specialized eye wear.

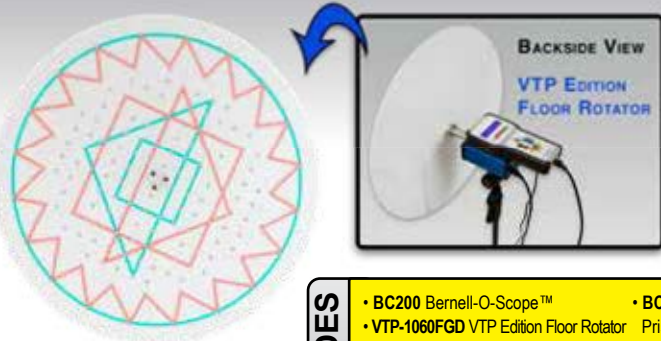


# VT STARTER KITS

## BERNELL'S OEP VT STARTER KIT

(DESIGNED TO SERVE AS MANY AS 20 VT PATIENTS AT ONE TIME)

The following recommended kit of Bernell products was developed by Bernell following the suggestions of OEP. The idea of this set was to get the basics inexpensively with no frills and to have enough stuff to handle as many as 20 VT patients in a practice at one time. We deeply discounted this kit to help OD's expand their VT services!



- INCLUDES**
- BC200 Bernell-O-Scope™
  - VTP-1060FGD VTP Edition Floor Rotator
  - EM472 Metronome
  - MCBB (2) Balance Board
  - E/LBWR2 VTE Lowman Beam
  - BC1003 Dual Polachrome Trainer
  - BC1050BK Black Aperture Rule
  - BC1148 5D, 10D, 15D, & 20D Prism Training Goggles
  - BC1270 Flippers (14 Total): 0.25 thru 3.50 in 0.25 steps
  - BC1315 Polar. Reading Unit (6pk)
  - BABOSET Fusion Cards (Set of 10)
  - VS1-8 (8) Cheirosopic Forms
  - SOV9 Basic Fusion Fixed Vectogram
  - SOV10 Mother Goose Vectogram
  - SOV2 Quoit Vectogram
  - SOV3 Figure 8 Vectogram
  - SOV5 Spirangle Vectogram
  - SOV6 (2) Clown Vectograms
  - SF3E6 (2) 12pk Elastic Eye Patches
  - PERBLKS Parquetry Blocks
  - VTP1-4 (4) Parquetry Workbooks
  - BC1189 Red/Green Goggles (6pk)
  - BCPGNF6 Polarized Goggles (6pk)
  - BC1180 Red/Green Goggles (6pk)
  - BCB6-10 Black Tranaglyphs w/ R/G Flipper

**SAVE OVER \$1000 WITH THIS KIT!**



\*Does not include foam flipper holder shown in picture.

OEP Standard Kit:

**PHVT1KIT**

OEP Recommended Upgrade:

Substitute the Wolff Standup Cheiroscope for the Bernell-O-Scope™

**PHVT1KITA**



## BERNELL VT STARTER SYSTEM (GOOD STARTER KIT)

**VTSS**

Provides a large selection of products useful in testing and training the most common vision training problems. Includes accommodative difficulties, poor fusional ranges, high phorias, exercises for strabismics, unresponsive & difficult to test patients. Red/Green Slides or Targets are used with R/G Glasses providing Base-In, Base-Out training. Tranaglyph Slides offer true space testing & training for heterophorias and low fusional ranges.

**SAVE OVER \$100 WITH THIS KIT!**



- INCLUDES**
- BC50K, BC500K, & BC600K - Tranaglyph Kits
  - BC801 & BC925 - Tranaglyph Trainers
  - BC1050BK - Aperture-Rule™ Trainer
  - BC1270 - +/- 1.00 & 2.00 Accommodative Flippers
  - BCHC - Hart Card Set
  - BC10901 - Single Phy-Dip Cord Ball Trainer
  - BC275TRAS & BC550TRBS - Transparent Slides (1 Each)
  - BC1011S - Red/Green Barrel Card (1)
  - BCVT - Guide To Vision Therapy™ Manual

# BERNELL EXPANDED VT STARTER SYSTEM (BETTER STARTER KIT)


Designed with a larger assortment of products. Utilizes the most advanced techniques in vision therapy in one complete system.

**SAVE OVER \$350 WITH THIS KIT!**

**VTSSA**



- INCLUDES**
- BC50K, BC500K, & BC600K - Tranaglyph Kits
  - BC801 & BC925 - Tranaglyph Trainers
  - BC1050BK - Aperture-Rule™ Trainer
  - BC1270 - +/- 1.00, 1.50, & 2.00 Accommodative Flippers
  - BC11484 & BC11488 - 4D and 8D Adult Prism Training Goggles
  - BCVTA - Vision Test Book
  - BCBS538 - Worth 4-Dot Flashlight
  - BC40510 - Mirror Stereoscope
  - BC1003 - Dual Polachrome with Lamp
  - BC200VPT - Bernell-O-Scope™ w/ Variable Prismatic Trainer
  - BC906 - 6.5" x 10.5" Red/Green Stereo Trainer
  - BC63RG - Large Red/Green TV Kit
  - BC200LLI & BC200LLO - Base-In and Base-Out Landscape Line Training Cards
  - BCHC - Hart Card Set
  - BC10901 - Single Phy-Dip Cord Ball Trainer
  - BC275TRAS & BC550TRBS - Transparent Slides (1 Each)
  - BC1011S - Red/Green Barrel Card (1)
  - BCVT - Guide To Vision Therapy™ Manual



# BERNELL VT PRO STARTER SYSTEM (BEST STARTER KIT)

Utilizes the most advanced techniques in vision therapy in one complete system. Contains all products in "Better Start Kit" as well as many additional popular therapy tools.

**SAVE OVER \$850 WITH THIS KIT!**

**VTSSP**



- INCLUDES**
- BC50K, BC500K, & BC600K - Tranaglyph Kits
  - BC801 & BC925 - Tranaglyph Trainers
  - BC6B-10 - Black Background Tranaglyphs with R/G Flipper
  - BC930K - Variable Tranaglyph (930 Series)
  - BC11 - Necklace Variable Tranaglyph
  - BC275TRAS & BC550TRBS - Transparent Slides (1 Each)
  - BC1003 - Dual Polachrome with Lamp
  - BC906 - 6.5" x 10.5" Red/Green Stereo Trainer
  - BC63RG - Large Red/Green TV Kit
  - BCBS538 - Worth 4-Dot Flashlight
  - BC1270 - +/- 1.00, 1.50, & 2.00 Accommodative Flippers
  - BC11484, BC11488 & BC114812 - 4D, 8D & 12D Adult Prism Training Goggles
  - BC113810 - 10D Child Prism Training Goggles
  - VS1-5 - Cheiroscopic Tracing Pads (VS1, VS2, VS3, VS4 & VS5)
  - VTP-1060FGD - VTP Edition Floor Rotator with Geo Pegboard
  - BC200VPT - Bernell-O-Scope™ w/ Variable Prismatic Trainer
  - BC200VI & BC200VO - Base-In and Base-Out Character Training Cards
  - BC200LLI & BC200LLO - Base-In and Base-Out Landscape Line Training Cards
  - BCVTA - Vision Test Book
  - MARSBL2RG - Bernell Soft White Red/Green Marsden Ball
  - BC40510 - Mirror Stereoscope
  - BC1050BK - Aperture-Rule™ Trainer
  - BC10901 - Single Phy-Dip Cord Ball Trainer
  - BC1011S - Red/Green Barrel Card (1)
  - BCHC - Hart Card Set
  - BC675C - Macula Integrity Tester - Version 1
  - BC1044 - MIT Training Mazes
  - BCVT - Guide To Vision Therapy™ Manual

EXAM ROOM NEEDS  
ASSESSMENTS  
OPTICAL  
VISION THERAPY  
NEURO REHABILITATION  
LOW VISION  
REFERENCE



# VT PATIENT KITS

## BERNELL VT PATIENT KIT

BVTPKIT1

12+

Help bring vision therapy to your patient's home by providing them with this comprehensive kit!



We are excited to introduce the Bernell VT Patient Kits! These kits were designed to offer a variety of essential vision therapy tools in an economical package and to act as a starter kit for offices to distribute to new patients starting a vision therapy program. Elevate your patient experience with the Bernell VT Patient Kit!

This vision therapy kit includes an expertly-curated selection of VT equipment that your patients can use at home to complement their in-office vision therapy. These kits come packed in a convenient carry tote bag with additional room so that practices may add additional items to the kit bags as their patients progress through therapy. Also included on each bag is a clear vinyl bag tag so that office may feature their business card or logo to brand the bags for their patients.



### KIT INCLUDES:

- 10 ft. Physiological-Diplopia Cord (Brock String)
- Marsden Ball with Hook
- Free Space Fusion Cards with Holder
- Translucent Occulder with Toggle Adjustment
- Peripheral Awareness Chart with Letters/Figures
- +/-1.50 Accommodative Flipper
- 65mm Plastic Lens (-3.00)
- "LifeSaver" Cards (Translucent and Opaque)
- Standard and Wide Straw with Red Pointer
- Soft Carrying Case with Bag Tag
- Red Pointer
- Flashlight
- Saccadic Pencils (2)
- Bernell Bull's Eye Target
- Custom Scribble Page
- Custom Hart Chart
- Parquetry Shapes
- Parquetry Workbook
- 4 Chart Drill

### KEY FEATURES

- Industry standard materials
- Affordable and accessible
- Convenient and comprehensive
- Integrated and instructional

## WACHS KIT - HOME VT KIT

BY DR. HARRY WACHS

WACHSKIT

The Dr. Harry Wachs Vision Training Kit is a comprehensive vision therapy tool developed by Dr. Harry Wachs and updated and refined by Bernell. It is based on a hierarchical sequence of training that has been proven to be effective over many years. The kit includes patient and doctor manuals of instructions and is suitable for primary care doctors who do not practice visual therapy and do not have easy access to a doctor who does. Home-based vision therapy can help many patients with problems that cannot be corrected with glasses alone and it does not require a lot of time.



## ACCOMMODATIVE PROCEDURES KIT

SAL1KIT (KIT & DVD)

SAL1DVD (DVD ONLY)

SAVE OVER \$100 OFF PRICE OF PRODUCTS INCLUDED IN KIT!

The DVD features VT procedures for accommodative dysfunction and is arranged in order of task difficulty. Developed in cooperation with Dr. James Saladin of Ferris State University, this series of eleven exercises can be used any combination based on the patient's specific needs to help patients improve the range, speed, and accuracy of accommodation; reflex control of accommodation; monocular and binocular near-far accommodation ability; & ability to withstand prolonged near work under adverse conditions.



- SOV5 - Spirangle Vectogram with Goggles
- SOV9 - Basic Fusion Fixed Vectogram with Goggles
- BC1270100, BC1270150, BC1270200, & BC1270250  
4 Flippers (+/-1.00, 1.50, 2.00 & 2.50)
- BC1315 - Polarized Reading Unit (4.5" x 4.5")
- BCHC - Hart Chart Set
- SF3E1 - Single Large Black Elastic Eye Patch
- ASP10 - Square Plastic Prism
- SAL1DVD - DVD

# VISION TUTOR™

An Easy Way for a Primary Care Practice to Add Home Vision Training



## FOCUSING KIT

VT1 (KIT)

### FOCUSING PATIENT INSTRUCTIONAL DVD

VT1DVD

#### INCLUDES:

- Bull's Eye Target Acetate
- Large Rock Chart (wall-mount)
- Small Rock Chart (hand-held)
- Black Eye Patch
- Flipper
- Vertical Strip Acetate
- Simplified Instruction Booklet with Vision Exercise Programs.
- Includes Storage Box

## SPORTS VISION KIT

VT3 (KIT)



#### INCLUDES:

- 800 Series Tranaglyph
- Red/Green Glasses
- Bull's Eye Target,
- SuperTach Software (USB)
- Prism Flipper
- Eye Patch
- Accommodative Flipper
- Accommodative Rock Charts
- Simple Instruction Booklet with Vision Exercise Programs
- Includes Storage Box

## BINOCULAR VISION KIT

VT4 (KIT)



#### INCLUDES:

- Aperture Rule™ Trainer
- Variable Fusion 601 Slide
- Horizontal Slide Holder
- Red/Green Glasses
- Phy-Dip String
- Convergence Trainer
- Variable 925 Series Tranaglyph™ with horizontal slide holder
- Simplified Instruction Booklet with Vision Exercise Programs
- Includes Storage Box

### BINOCULAR PATIENT INSTRUCTIONAL DVD

VT4DVD

## PETROSYAN VISION TRAINING KIT

PVTKIT

The Petrosyan Vision Training Kit is a collection of essential vision therapy equipment recommended by Dr. Tamara Petrosyan, OD, an associate clinical professor at SUNY College of Optometry. This kit is suitable for patients starting vision therapy and as they progress through therapy. It is only available for purchase by vision care professionals but can be shipped directly to patients. The kit includes a variety of items and for more details, customers are encouraged to contact the company's customer service team.

#### Petrosyan Vision Training Kit Includes:

- Progressive Freespace Fusion Cards
- Petrosyan Oculomotor Workbook
- Petrosyan Visual Search and Scan Workbook
- Red/Green Reading Unit with Narrow Bars
- Red/Green Goggles with Elastic Band
- Free Space Fusion Card - Translucent & Opaque
- Life Preserver Card - Translucent & Opaque
- +/- 1.00 Accommodative Flipper
- +/- 2.50/-3.50 Accommodative Flipper
- Four Corner Hart Chart
- Hart Chart
- Peripheral Awareness Chart
- Barrel Card
- 20ft Brock String
- 4PD Loose Square Prism
- Bernell Bull's Eye Chain
- Translucent Eye Patch
- Penlight
- Marsden Ball





Introducing **THE NEW**

# HTS2

## COMPUTERIZED BINOCULAR HOME EYE EXERCISE SYSTEM

Developed by Dr. Jeffrey Cooper MS, OD, FAAO & Rodney K. Bortel

**Use HTS2 WEB-based Eye Exercise Program to Adjunct an In-Office Eye Exercise Protocol or Utilize HTS2 as a Stand Alone Home Eye Exercise Program**



### The HTS2 Program is Fully Automated and Easy to Use

Exercises include:

- 👁️ Pursuits
- 👁️ Saccades
- 👁️ Base-In/Base-Out Vergence
- 👁️ Jump Ductions
- 👁️ Jump Ductions Random
- 👁️ Base-Up/Base-Down Vergence
- 👁️ Accommodative Rock

**The New HTS2 runs on any iPad, Android, Chromebook, Windows 7-10, Mac OSx, and any other device/tablet that is 7.5 inches in width or greater.**

**HTS**

HTS2 maintains a toll-free tech support line to assist your patients with any computer related issues they may encounter. The ease of operation, proven efficacy, automatic monitoring, and affordable price all allow you to immediately offer an extremely profitable new service to your patients.

### BVA Binocular Vision Assessment\*

Helps you identify those patients that will benefit from the HTS2 Program. Measures Horizontal and Vertical Phorias, Fusional Ranges, Accommodative Facility, Worth 4 dot, Pursuits and Saccades, plus an Asthenopia Survey.

\* Windows only


**HTSBSP**

**Contact Bernell for pricing or go online at [www.bernell.com](http://www.bernell.com) to order.**

Your first HTS2 order will include a complimentary doctor's kit containing everything you need to immediately start offering HTS2 to your patients.  
**ONLY ORDERS FROM VERIFIED DOCTOR'S ACCOUNTS WILL BE HONORED.**

**\*ONLY ORDERS FROM VERIFIED DOCTOR'S ACCOUNTS WILL BE HONORED. ORDERS WILL DROPSHIP FROM THE MANUFACTURER.**

**The New HTS2 WEB-based Program Allows You to Manage Your Patients' Program via The Internet**



**Proven Procedures**

HTS2 is a web-based eye exercise program using proven methods of behavior modification in an operant conditioning paradigm. The program uses random dot stereograms and other objective targets. HTS2 "knows" if your patient has performed the prescribed exercise session correctly.



**Flat Fusion**

Patients who cannot appreciate an RDS may be assigned a host of Flat Fusion targets. The patient may select the target they wish to use for each eye exercise session.



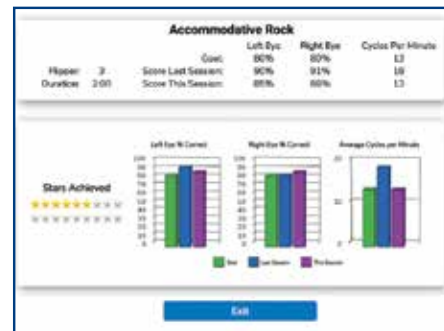
**Instant Review**

Simply log onto HTS2 to see a list of all of your patients. You may view their results, check compliance, modify their program, or send notes right from your computer.



**Total Control**

Dispense the HTS2 program in the Auto Mode and the program will automatically advance patients through successive levels of exercises as goals are achieved. The Manual Mode allows you to assign your own custom exercise protocol.



**Provides Motivation**

HTS2 presents your patients with bar graphs showing exercise goals. Performances from their last and current sessions are displayed. HTS2 virtually "pats the patient on the back" encouraging them to try harder.



**Easy Monitoring**

The HTS2 program provides graphs depicting each session's performance. The program displays date, time, duration and performance of each exercise session. HTS2 denotes when your patient has performed the exercise session and also if it was performed correctly.

**NOTE: HTS2 DOES NOT TREAT OR DIAGNOSE ANY SPECIFIC MEDICAL CONDITION OR DISEASE.**

**Contact Bernell for pricing or go online at [www.bernell.com](http://www.bernell.com) to order.**


**\*ONLY ORDERS FROM VERIFIED DOCTOR'S ACCOUNTS WILL BE HONORED. ORDERS WILL DROPSHIP FROM THE MANUFACTURER.**

# HTS SOFTWARE

## INTRODUCING **PTS II**

### COMPUTERIZED PERCEPTUAL PROCESSING SYSTEM

Developed by Sidney Groffman, O.D., F.C.O.V.D.



**WINDOWS 7 THROUGH 10 COMPATIBLE**

**PTS2**

PTS II is a home-based doctor dispensed computerized perceptual processing program, that has been designed to address a variety of visual perceptual/information processing domains.

These include simultaneous processing, sequential processing, speed-of-information processing, visual temporal processing and rapid automatized naming.

### THE PTS II PROGRAM... DESIGNED SPECIFICALLY TO ADDRESS THE FOLLOWING PROBLEMS:

- 👁️ Ordinary reading disability
- 👁️ Word decoding difficulty
- 👁️ Problems in reading comprehension
- 👁️ Spelling problems
- 👁️ Memory disorders
- 👁️ Laterality-Directionality difficulties
- 👁️ Slow Speed of information processing
- 👁️ Non-verbal learning difficulties
- 👁️ Mathematics difficulty



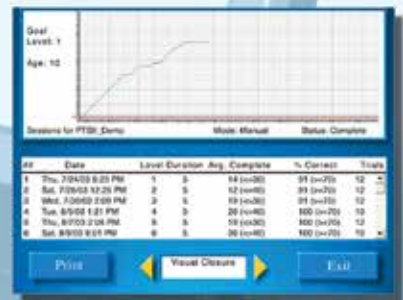
#### Procedures

Eleven perceptual processing procedures that are highly motivating, interesting and successful techniques for all ages.



#### Complete Control

You may select Auto or Manual mode operation, Starting and Ending Procedure Levels plus Session Duration



#### Easy Monitoring

The Program Records Each Session's Data for Your Review

## PTSII Screening Program

Measures and quantifies patient's abilities in the following areas: **Simultaneous, Sequential and Speed of Processing.** Results displayed at the completion of testing include **Raw Score, Percentile, Scale Score and Descriptors**

### PTSSP

NOTE: PTSII COMPUTERIZED PERCEPTUAL PROCESSING SYSTEM DOES NOT TREAT OR DIAGNOSE ANY SPECIFIC MEDICAL CONDITION OR DISEASE.

**Contact Bernell for pricing or go online at [www.bernell.com](http://www.bernell.com) to order.**

\*Your first PTS II order will include a complimentary doctor's kit containing everything you need to immediately start offering PTS II to your patients.

**\*ONLY ORDERS FROM VERIFIED DOCTOR'S ACCOUNTS WILL BE HONORED. ORDERS WILL DROPSHIP FROM THE MANUFACTURER.**

NEW

from HTS

SVI

SVICPU

# SANET VISION INTEGRATOR

Developed by Robert B. Sanet, OD, FCOVD & Rodney K. Bortel

Using a 50" HD TV and interactive touch screen, The Sanet Vision Integrator (SVI) is a multi-sensory system incorporating eye hand coordination with cognitive processing and balance to help improve these abilities for a wide range of visually related learning problems.

The key features that make this "all in one" instrument so useful are the variety of programs and many ways that visual abilities can be enhanced. The programmable instrument incorporates features of a saccadic trainer, virtual rotator, tachistoscope and programmable metronome. The SVI instrument actually "speaks", instructing the patient to respond to verbal commands, improving auditory-visual integration and memory.

SVI can be used to enhance the following visual abilities: Pursuits, Saccades, Fixation Stability, Eye-hand coordination, Visual reaction time, Speed and span of recognition, Automaticity, and Contrast sensitivity, plus Visual and Auditory Sequencing and Memory.




Adjustable stand accommodates for individuals of differing heights.



### Tachistoscope

Stimuli includes numbers, letters and words.



### Rotator

Two rotator sizes, variable speed and direction, with a large range of stimuli parameters.




### Five Categories

Each category features several specific procedures.




### Selectable Parameters

Allows you to quickly modify the visual demand of any procedure.



### Numbers/Letters/Word Saccades

Helps build skills in saccadic accuracy and helps develop automaticity.



### Programmable Metronome

Provides immediate feedback using both auditory and visual stimuli.

NOTE: SANET VISION INTEGRATOR DOES NOT TREAT OR DIAGNOSE ANY SPECIFIC MEDICAL CONDITION OR DISEASE.



View our Video Demonstrations at [www.svivision.com](http://www.svivision.com)

Order Now by Phone at (574) 259-2070 or Go To [www.bernell.com](http://www.bernell.com)

82

# The VTS 4 - HoloLens Computer Orthoptics™ Holographic Vergence Exercise System

**Exercises Include:**

- Smooth Vergence
- Rotations
- Jump Ductions
- Multiple Choice Vergence
- Pursuits
- Saccades
- Arcade
- Brock String

**Measurements of the following:**

- Phoria
- Fusional Ranges
- Pursuits
- Saccades
- Worth 4 Dot
- Motor Field
- Fixation Disparity
- Cyclo
- Aniseikonia



**VTS4HOLO**

**The HoloLens Augmented Reality Technology Provides  
Detailed Holographic Vergence & Stereo Targets**



Simultaneous Perception



Flat Fusion



Stereopsis

## VTS 4-HoloLens Computer Orthoptics™

*Offers various vergence exercises to help coordinate the eyes so that they may better work together as a team.*



Distributed by:



A DIVISION OF VISION TRAINING PRODUCTS, INC.

NOTE: THE VTS 4 - HOLOLENS COMPUTER ORTHOPTICS SYSTEM DOES NOT TREAT OR DIAGNOSE ANY SPECIFIC MEDICAL CONDITION OR DISEASE.

# Optics Trainer Starter Package (V2)

For Therapy and Training



**DESIGNED TO IMPROVE:**

- Directionality
- Figure ground
- Visual discrimination
- Peripheral awareness
- Saccades
- Reading speed
- Visual motor

**OTSP1 (Starter Package)**

**OTSP1S0 (Starter Package - Software Only)**

Optics Trainer Eye Tracking utilizes cutting-edge eye tracking hardware to detect user gaze and fixation. The exercises are designed for fixation, saccades, pursuits, peripheral vision, and eye movement. Makes vision exercises and vision therapy fun and engaging all while working on fundamental vision skills.

**HARDWARE:**

- 24" Touchscreen Computer with Windows 10 and Optics Trainer Software Pre-Installed
- Eye Tracking Hardware
- Keyboard and Mouse

**SOFTWARE: 33 Activities including:**

- 12 Eye Movement activities that utilize Eye Tracking for tracking, pursuits, peripheral vision, and saccades.
- 20 Vision Therapy and Eye Training activities that make vision therapy fun while remediating visual information processing problems.
- Reading Trainer with guided reading passages that help improve reading abilities.

Check the Bernell Website for more Information.

# Optics Trainer VR Premium

For Therapy and Training



**DESIGNED TO IMPROVE:**

- Depth Perception
- Multiple Object Tracking
- Reaction Time
- Peripheral Vision
- Visual Discrimination
- Visual Memory
- Visual Motor

Includes 3 years of FREE software updates and bug fixes!

**Hardware Included:**

- High-End Gaming Laptop for Optimal VR Experience & Portability
- Oculus Rift S (Virtual Reality Headset and Tracked Controllers)

**Software Custom Settings Allow:**

- Selective Eye Targeting
- Vergence and Torsion
- Amblyopia settings to control Contrast, Brightness, and Blur for each eye

12 activities designed to make visual and sensory training fun and immersive!

Optics Trainer VR utilizes cutting edge virtual reality hardware for Vision Therapy and Vision Training. The system consists of 12 activities designed to make visual and sensory training fun and immersive, while providing effective treatment and metrics. Each game allows customization for contrast and brightness for suppression, convergence and divergence therapy, and monocular fixation in binocular field. Our VR activities are designed to work on eye-hand coordination, reaction time, visual memory, visual discrimination, peripheral awareness, sports vision, pursuits, depth perception, vergences, and measure eye alignment.

## Optics Trainer

	VR Basic	VR Premium
Vision Therapy Settings (MFBF, Vergence, and more)	✓	✓
Patient Prescriptions and Monitoring	✓	✓
Stereo 3D Displays	✓	✓
6-Degrees of Freedom for Movement and Interactions	✗	✓
7 Basic VR Activities	✓	✓
12 Premium VR Activities	✗	✓

## Optics Trainer VR Basic

Optics Trainer Virtual Reality Basic is designed for home use and complements our Optics Trainer VR Premium Suite for the office. This software is specifically for headsets on the market today including:

- Oculus Rift, Rift S, Go, Quest, Quest 2
- HTC Vive, Vive Pro, Cosmos
- Valve Index
- HP Reverb and Windows Mixed Reality Headsets

This is a stand-alone headset that does not require any additional hardware. With the same tools as our clinical systems for amblyopia (lazy eye), strabismus (crossed eyes), double vision, and convergence insufficiency (CI).

Get the most sophisticated VR treatment system today!



Get the Home Therapy Software for your clinic and enjoy 7 of our fun activities!

**OTVRH1 (1 Month Subscription)**

\*Software modules require a doctor's prescription for patients to purchase directly from Bernell. Hardware not included with a subscription purchase and is not available from Bernell, but retails for \$199

**SPECIAL OFFER FROM BERNELL: TRY VR BASIC FOR 60 DAYS FOR FREE!**

Contact our Customer Service Team today to learn more details about this offer!

Order Now by Phone at (574) 259-2070 or Go To [www.bernell.com](http://www.bernell.com)



# Revolutionary Eye-Tracking Technology

## RightEye<sup>®</sup> TM Vision System

FDA-cleared, objective eye-tracking biomarker that improves lives & performance.



Light-weight testing kiosk with research-grade eye tracking



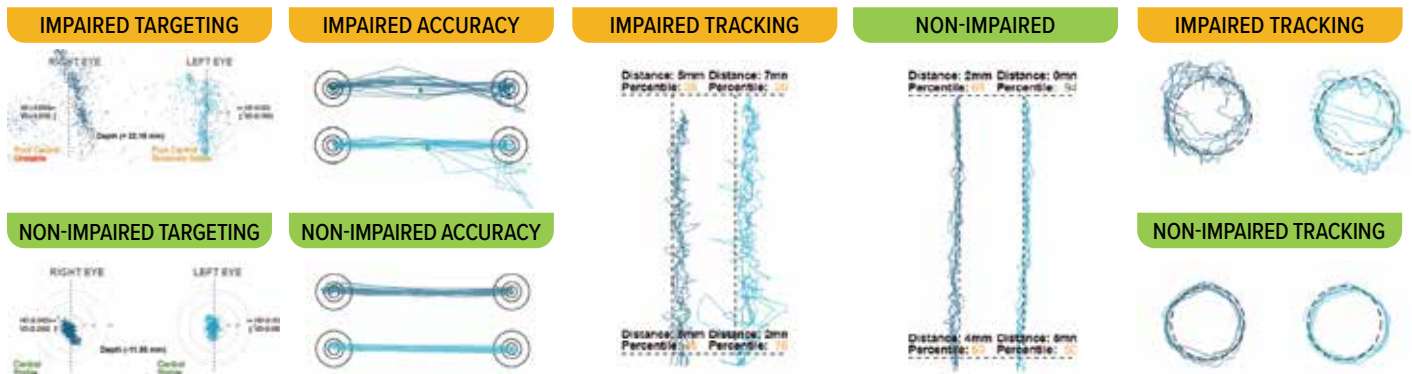
Easy-to-understand patient assessment and test results



# Objective • Repeatable • Quantifiable • Automated

## Revolutionary Eye-Tracking Technology that Tracks, Measures & Analyses Dynamic Vision

- FDA-cleared medical device and break-through device designation
- Measure, record, analyze, and report minute eye movement patterns at a level of detail not feasible through observation-only exams.
- Uncover hard-to-identify eye movement impairments in real-time
- Transform the traditional 'follow-my-finger' test into digitally tracked ocular movements
- More than 20 digital, automated eye tracking tests
- Create patient-friendly reports with eye movement illustrations and video playbacks
- 5 different software modules: Functional Vision, Sports Vision, Reading Skills, Sensorimotor Exam, and complete customizable tests.
- Seamless practice integration!



Non-invasive, fast, and easy-to-use

**Over 4 Million Patient Tests Taken!**

**PACKAGES: 1 YEAR, 3 YEAR, 5 YEAR OR LIFETIME SUBSCRIPTION**

**Unlimited Assessment Package**

**REYUAP**

**Dynamic Vision Package**

**REYDVP**

**Reading Skills Package**

**REYRSP**

**Sport Vision Package**

**REYSPVP**



Scan QR code to visit product page.

Order Now by Phone at (574) 259-2070 or Go To [www.bernell.com](http://www.bernell.com)

# SENAPTec SWIFT TOUCH

A modern light board designed to work on eye hand coordination, center/peripheral vision coordination, go/no-go, split attention, visual memory and reaction time.



SWT-721



## INCLUDED WITH PURCHASE

- 4x4 ft. durable carbon fiber board with Kevlar finish (35 lbs.)
- Android mobile controller device with customizable four training modules
- Standard wall plug
- Static wall mount
- One year manufacture's defect warranty

## ADDITIONAL MOUNT OPTIONS AND ACCESSORIES AVAILABLE

Call or visit [www.bernell.com](http://www.bernell.com) for more information.



## PRODUCT DETAILS

The Swift Touch has 72 LED buttons arranged in an offset concentric pattern on a 4x4 ft. carbon fiber board with a Kevlar finish. Large enough to engage the full range of upper extremity motion and the peripheral field of view. The button color, geographic frequency, response time, and feedback are all adjustable settings. The buttons can be pressed with the fingers or the palms, but do not respond simply by swiping across them.

The unit runs a cloud-based application that stores user data and can show trends/ comparison over time. The system is controlled by an on-board smartphone (included). There is no need to attach peripheral computers in this complete solution. Training modules includes; Eye Hand Coordination, Go/No Go, Split Attention, and Eye Hand Coordination w/ Decay.

Designed with mobility in mind, it weighs less than 40lb and the board folds up for easy transportation. Mounting options include a portable tripod, wall mount (static and motorized) and a motorized pedestal.



# SENAPTEC SYNCHRONY

SAT-201 (Standard)

SAT-502-PRO (Pro)

The Senaptec Synchrony simulates motion to represent various paths and/or objects in motion with LED lights. The mobile app can activate the series of LED lights consecutively to simulate movement for testing and/or training of anticipation or coincidence timing. The app can also activate the LED lights in a non-consecutive manner to provide stimuli for testing and/or training for dynamic vision, accommodation, and vergence. Users can respond with the included button to get results in milliseconds. Additional accessory options available online.



## FEATURES

- ✓ Curved liquid crystal lenses for a full 180° field of view.
- ✓ Most opaque flickering lens available - great for outdoor use
- ✓ Easy to read OLED display to show level, mode, and battery life
- ✓ Easy to operate with 2 buttons to adjust modes and difficulty level
- ✓ Designed to keep moisture out
- ✓ Elastic strap to keep eyewear tight on head during movement
- ✓ Rechargeable integrated battery via USB
- ✓ Free mobile app to control and customize the Senaptec Strobes
- ✓ Example drills included in the mobile app for various sports

## SENAPTEC STROBE Sensory Performance Training Eyewear

Enhance an athlete's visual skills in the training room or on their field of play!

The Senaptec Strobe is designed to train the connections between an individual's eyes, brain, and body. Using liquid crystal technology, the lenses flicker between clear and opaque, removing visual information and forcing the individual to process more efficiently. The Senaptec Strobe can be integrated into existing sports training drills and exercises, or to vision therapy protocols as an uploading technique.



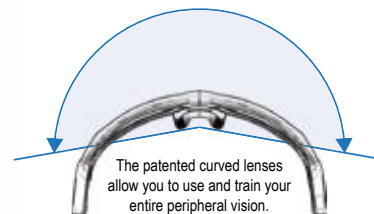


 \*iPhone not included.

**NOW AVAILABLE! SENAPTEC STROBE MOBILE APP**  
CONTROL & CONFIGURE YOUR SENAPTEC STROBE FROM THE MOBILE APP!

This app provides additional value and functionality for your strobes at no additional cost!

### FULL FIELD OF VIEW



SSTROBE1

10+ Units

See pg 86 for info on the using strobes for amblyopia therapy.



## SENAPTEC QUAD STROBE

The Quad Strobe offers all the capabilities of the regular Strobe, though with more precision, as each lens is divided into four flickering quadrants. From the companion app or directly on the eyewear, the user can activate each quadrant independently and customize the occluding (vision blocking) patterns to best address their specific training or medical rehabilitation needs.



**Includes:** Case, charger, and instruction manual

SE801

# BTRACKS™ BALANCE TRACKING SYSTEM

## BTRACKS™ ASSESS BALANCE SYSTEM A Computerized Balance Assessment and Training System



**Balance and Posture are important indicators of health and well-being!**

The BTrackS Assess Balance System gives health professionals an all-in-one solution to assess and train balance by administering computerized protocols with gold-standard force plate technology. BTrackS is used for balance assessment, fall risk analysis, balance improvement programs, concussion management, Medicare wellness, chiropractic care, physical therapy, vision therapy and balance research. Protocols are easy to administer and results include comparisons to normative data where possible. Since being introduced in 2014, BTrackS has set a new standard for accurate, reliable and affordable balance testing and training. The Assess Balance System is lightweight and portable and does not require AC Power or Internet Connectivity to operate.

**BTrackS™ has set a new standard for accurate, reliable and affordable balance assessment and training.**

**BTrackS™ provides Objective Computerized Balance Assessments calculated and compared to over 20,000 norms, plus training at a very reasonable price with NO annual fees!**

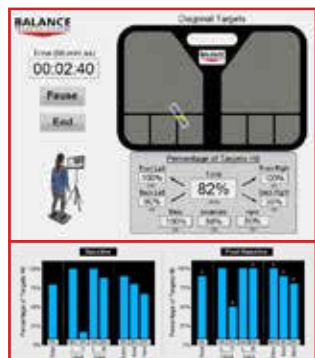


✓ Objective    ✓ Accurate    ✓ Computerized    ✓ Affordable    ✓ Portable

## BTRACKS™ BALANCE PLATE + BTRACKS™ ASSESS BALANCE ADVANCED SOFTWARE WITH FOAM PAD

The BTrackS™ Assess Balance Advanced System includes twelve protocols (i.e. seven testing and five training) that provide the most complete solution for identifying balance issues and training balance. All testing protocols include The system comes with a foam pad for vision and vestibular testing. The BTrackS™ Balance Plate includes a two-year warranty. The testing and training protocols include:

- **Balance & Fall Risk (Testing)**
- **Weight Distribution (Testing)**
- **CTSIB (Testing)**
- **Limits of Stability (Testing)**
- **Cervical Challenge (Testing)**
- **Single Leg Stance (Testing)**
- **Custom Design (Testing)**
- **Left/Right Targets (Training)**
- **Front/Back Targets (Training)**
- **Diagonal Targets (Training)**
- **Random Targets (Training)**
- **Target Tracking (Training)**



### Balance Training and Rehabilitation

BTrackS Assess Balance comes with multiple training protocols that allow focused training of postural control. This includes Left/Right, Front/Back, Diagonal and Random Target acquisition protocols, as well as a Target Tracking protocol. BTrackS Balance Training helps individuals learn to control postural sway using biofeedback. During training, the real-time location of a person's center of pressure is represented on an image of the BTrackS Balance Plate. The individual must move their center of pressure into targets of varying difficulty.

Each of the five training programs run for default of three minutes but can be longer or shorter as desired. Left/Right and Front/Back deliver uniaxial targets in various sizes and locations. Diagonal delivers biaxial targets in various sizes and locations. Random delivers multi-axial targets that appear randomly in various sizes while target tracking delivers a circular target that is moving around the screen as much as possible.



### Reporting and Tracking

One of the most important features of Assess Balance is the tracking and reporting of results. Each time an individual is tested, the results are stored and available to compare against prior results. A concise and detailed report is always available to share with the individual, their family and their health providers. These same reports can be used for billing and if needed, for personal injury validation. All the reports are stored locally on the computer and can also be stored in local or cloud based servers.

## BALANCE BOARD (VTE) WITH 4 SUPPORT BASES

**Board Size:** 49 x 49 cm.

**Cylinders Sizes:**

- 30; 40; 60; 80 mm, diameter
- 40 mm, thickness.

**E/BB**

Balance board comes with 4 cylindrical supports, easily to interchange and disassemble. Board has an anti-slip surface; handle is cut in the board.

Balance board is made of aluminum material, supports are made of metal material.



## ALUMINUM BALANCE BOARD

Aluminum balance board with hand holds makes this easy to use and easy to store. Comes with four round fulcrums of differing diameter to allow different levels of support. Weather stripping on one side makes a non-slip surface. The other side is a raised tread patterned, non-slip surface. Keep your two favorite fulcrums on and just turn it over to use either side. Painted gray powder coat. Fulcrums screw by hand to change.

**MCBB (4 Round Fulcrums & Board)**

**RECTANGULAR ADAPTER**

This adapter reduces difficulty of balance board to only allow left or right tilt.

**MCBBADT (1 Rectangular Adapter)**



## LOMAN BEAM & WALKING RAIL FROM VTE

The Lowman Beam is a blue base made of two wings of 10 degree slope separated by a central divide. The central Walking Rail is a 4" wide unit which snaps onto the central divide. Each unit is 19.7" long and interlocks with other pieces to form as long of a beam or rail as you desire. Made of a strong plastic with a skid-resistant surface. The light weight and easy assembly allows it to be stored or moved.

**E/LBWR1 (Single Unit - 19.7" Long)**

**E/LBWR2 (Pkg. of 6 - 9.84" Long Total)**



## DIZZY DISC THERAPY WIDE 24"

Dizzy Disc Therapy Wide is geared for older children and or adult populations that provides the same benefits of sensory input and or balance/vestibular.

- 24" wide platform
- Built in handles
- Smooth non-slip surface pad



**DDTW24W**

## TURNUNIT 16" 3-D ROTATIONAL BALANCE TRAINER WITH VARIABLE TILT

The TurnUnit builds incredible balance and the ability to make controlled rotational movements up to a 3 dimensional plane of movement. It has a 16" Top Platform which offers a progressive tilting function with a built in lever to change the angle. The dynamic axis of rotation makes it far more interesting than traditional flat rotational platforms. The Turn Unit is designed for people that are serious in not only their workout regime, but more importantly their results!



**DDTU16B**

## TACTILE WALKING BEAM - SET OF 8

**TWBS8**

This set includes 8 interlocking walking beam sections designed to provide sensory stimulation, thanks to the hundreds of smooth, contoured bumps, molded into its top surface. Size per section is approximately 19" x 5" x 3" in size, which provides over 12ft of walking distance!

- Colors may of individual walking beam sections may vary.
- Set can be easily cleaned with light soap and water.
- Maximum Weight: 176 lbs



## MAZE BALANCE BOARD

**MAZEBB**

The Maze Balance Board adds excitement to balance training! This balance board includes a special inner track that has a ball. Patients can improve balance, coordination, and eye-hand coordination by controlling the movement of the ball through the Maze Balance Board. The challenge is to move a ball around the top of the balance board. This Balance Board is an intermediate level board. It helps to develop balance and coordination at a higher level compared to a circular board.

**Includes:** 1 board and 2 balls. Colors may vary. Measures approximately 21" long x 16" wide x 1" high. Lightweight and easy to move, carry or assemble. Weight Limit: 176 lbs.



# BALANCE/REACTION/SPORTS VISION

## STANCE CHECK ZONE VISION TRAINING AID

WITH SHIELDS

**STCHKG1**

Retail Price: \$49.95



**Includes:** Goggles and 2 Eye Shields

These specially designed goggles were created to train athletes in golf, baseball and softball, but may be applied to other sports, as well as vision therapy exercises. The goggles utilize a specially designed nose bridge which acts as a septum, forcing the athlete to reposition their stance so that both eyes are trained on the target. The Stance Check iZONE Training Aid trains the athlete to realign their stance so that both eyes stay on target, which helps lead to improvements in performance by training proper positioning of the eyes in the stance so that binocular function is not restricted.

## HECOSTIX

Revolutionizing Hand Eye Coordination Training

Red-White-Blue or Red-Green-Blue

WHAT ARE HECOSTIX? We've taken a simple game of playing catch and added a twist! Each leg is colored in a fashion that allows participants to call a color or hand combination and then throw the HECostix to the receiver. The person receiving must process the information while the HECostix are in the air and catch the corresponding color or hand combination called. Seems easy right?

**1. CALL THE COLOR 2. THROW THE HECOSTIX 3. CATCH THE COLOR**



## PERIPHERAL AWARENESS CHARTS

LETTERS AND FIGURES

Peripheral awareness chart develops the ability to maintain fixation over time. It also improves peripheral awareness and helps to avoid peripheral vision restrictions and to reduce visual stress. Made of cardstock. Size: 12" x 12"



**PER2A** (Pad of 30 Charts)



**PER1A** (Pad of 30 Charts)

### PERIPHERAL AWARENESS CLING LETTER CHART

See page 80 for the transparent cling peripheral awareness chart. This cling chart is printed on transparent material, which adheres and removes easily from glass or acrylic surfaces by adhesion force. Size: 12" x 12"

## VECTOR® BALL - COGNITIVE VISION TRAINING TOOL

NEW

Vector® Ball is the most dynamic and versatile Cognitive Vision Training (CVT) device available. CVT are drills that exercise the eyes and brain to improve an athlete's Speed of Reaction.



The Vector® Ball emits a short burst of light, randomly changing the color of the ball (Red, Green, or Blue) each time it is struck, bounced, caught, etc. This provides athletes with unpredictable information that enables, live action, CVT drills.

**VBALL1**

## RAINBOW BEAN BAGS

Bean bags are a great addition to every therapy room. This set of six durable, canvas square bean bags comes in a rainbow of colors. Great for developing gross motor skills and practicing eye/hand coordination. Includes suggested activities for play.



**RBBS6**

## PITCH RECOGNITION BALLS

How better to train "Keep your eye on the ball" than with different color and shape marked "soft" baseballs? Comes with six printed balls and manual or make up your own games--bunt if it is a square; swing if it is green; don't if it is red.



(Printed - Not stickers. Wont rub off.)

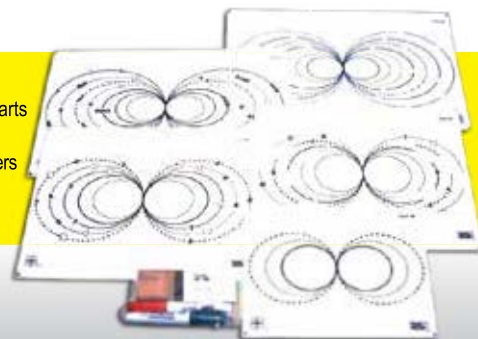
**CBALL**

## TRACE THE 8s™

**TR8ST**

Tracethe8s™ is a fun, engaging, therapeutic activity designed to enhance: Visual-motor skills, Visual-perception skills, Attention and focus, Working memory, Laterality, Oculomotor skills, Scanning skills, Figure ground skills, Eye-hand coordination, Sequencing skills, Speech, and Brain integration.

- Includes:**
- 10 Laminated Charts (Front & Back)
  - 2 Dry Erase Markers & 1 Eraser
  - Product Guide




**CLING SLIDES & CLING TRANAGLYPHS** FOR SPORTS PADDLES™ & **BERNELL SPACE FIXATOR™**

Our most popular tranaglyphs™ are printed on cling material in full tone inks used when cancelling is not as important as quick convergence or divergence training such as sports training. Also, two of our tranaglyphs are printed in half tone inks for use when cancelling must be maximized (HFIX909 & HFIX520). Check out the New Peripheral Awareness Cling Letter Chart (PER3A)!




HFIX601HD (10" x 5.5")



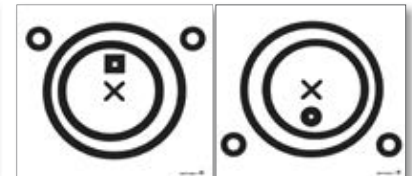
HFIX52HD (10" x 5.5")



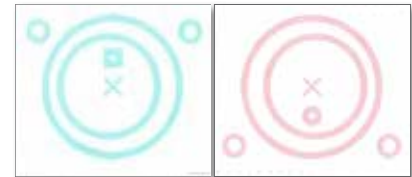
Peripheral Awareness Cling Letter Chart



PER3A (12" x 12")



HFIXEC1 (6" x 5.5")




HFIX520 (6" x 5.5")



HFIX520HD (6" x 5.5")

ALL CLINGS ARE PRINTED ON TRANSPARENT MATERIAL, WHICH ADHERES AND REMOVES EASILY FROM GLASS OR ACRYLIC SURFACES BY ADHESION FORCES.



BSFIXD (23" x 19")

**SPORTS VISION FIXATION PADDLES™**



IN-OFFICE UNIT

HFIXIO (In-Office)

Uses targets with cling material, which adheres and removes easily from the front or back of the paddles by adhesion forces. The In-Office unit (HFIXIO) is a two-piece model that comes with comfortable plastic handle. The Home unit (HFIXH) is one piece, clear polycarbonate.

Size: 12" x 12" (Not Including Handle)

Size: 12.75" x 12" (Not Including Handle)

**IN-OFFICE UNIT + 7 CLINGS & DITHER PATTERN**

SAVE OVER 15% WITH THIS KIT!

HFIXIOSET (Kit)



SHOWN WITH HFIXEC1

HOME UNIT


HFIXH (Home)



HFIX909 (9.375" x 10")



BSFIXD on BSBIF2  
Brass Bushing For Effortless 360° Swivel



**SPACE FIXATOR**  
BY VTE ITALY

It is used to train efficiency in saccadic movements and much more. It integrates eye movements with spatial awareness as well as visually guided movements in a coordinated & efficient manner. Rounded plastic with permanently attached fixation dots. Has flat metal base and rotates in the "Z" axis easily. Adjusts easily for height differences.

E/SFIX

**BERNELL SPACE FIXATOR™ KIT**

**IMPROVED SWIVEL!** The unit now has the ability to tighten the U Channel if the acrylic target ever becomes loose. Also, new bushing allows for effortless 360° swivel.

The unit quickly adjusts for any height of child or adult. The rectangular acrylic panel easily rotates showing the too hard of a touch by the user. Bernell sells cling tranaglyphs that can be used with the fixator. Cling material can be cut with scissors and partial targets used one or more lines at a time as well as mixed as shown to right. You can set the unit in the middle of a room and do training while looking through it at a distance chart or even a Marsden Ball.

**KIT INCLUDES**

**(8) CLINGS + FIXATOR**

- BSBIFD (Dots)
- HFIX52HD (BC52 FULL INK)
- HFIX520 (BC520 HALFTONE)
- HFIX520HD (BC520 FULL INK)
- HFIX601HD (BC601 FULL INK)
- HFIXEC1 (EC1 SLIDE)
- HFIX909 (TRAINER HALF TONE)
- PER3A (PERIPHERAL AWARENESS)

- These charts can be cut with scissors to limit clutter.
- Some lines are Red/Green sensitive.
- Clings can be reused or rejoined on the fixator.
- Stick on as many lines as you want at a time.
- Arrows can be turned 90° to change the pattern.

All cling slides are pictured above.

**BERNELL SPACE FIXATOR KIT**

BSBIF2KIT (Size: 24" x 32")

**BERNELL SPACE FIXATOR ONLY**

BSBIF2 (Size: 24" x 32")

Improved design for greater stability.

EXAM ROOM NEEDS  
ASSESSMENTS  
OPTICAL  
VISION THERAPY  
NEURO REHABILITATION  
LOW VISION  
REFERENCE



# ROTATION TRAINERS



## Rotation Trainer Floor & Table Model Kits

- FEATURES:**
- Handheld Digital Remote with Magnetic Motor Attachment
  - Magnetic Quick Connect Disc Attachment
  - One-Handed Height Adjustment Clutch
  - Sleek Anodized Aluminum Motor Enclosure
  - Speeds of 3 to 50 Rotations per Minute



**Update to this modern rotator!** Professionally designed and engineered to test and enhance eye/hand coordination, perceptual and space awareness, dynamic visual acuity and dynamic fusional training. This new rotator has a multitude of improved features over previous rotators. The motor and handheld controller have been redesigned from the ground up.

The motor is now housed in a sleek rectangular anodized blue aluminum housing. The handheld digital controller connects via a standard ethernet cord. This new rotator can get down to 3 rotations per minute. The controller can rapidly increase and decrease the speed by holding down the speed + or - buttons. It also features a clockwise or counterclockwise rotation button. Simply press the desired rotation direction button and the disc rotation will reverse. The session can be started, stopped and turned on and off via the corresponding buttons on the controller. All information is displayed on the controller's digital screen. The controller attaches to the motor via magnetic connection when not in use.

The discs are now attached to the hub via Bernell's new quick connect magnetic feature. No more unscrewing discs from the hub when swapping discs. The discs now have a magnetic attachment adapter that snaps into the magnetic hub. Additional front magnetic attachments with knob can be purchased for other discs for the VTP Edition Rotation Trainer (VTP-HUBFR) for quick change over when using multiple discs. Plastic discs are 20 1/2" in diameter. **Pegboards include tees.**

The floor stand features a one handed clutch adjustment. This allow the pole height to be easily adjusted upwards and downwards to the desired height. Approximately 3 1/2 to 5 1/2 feet.

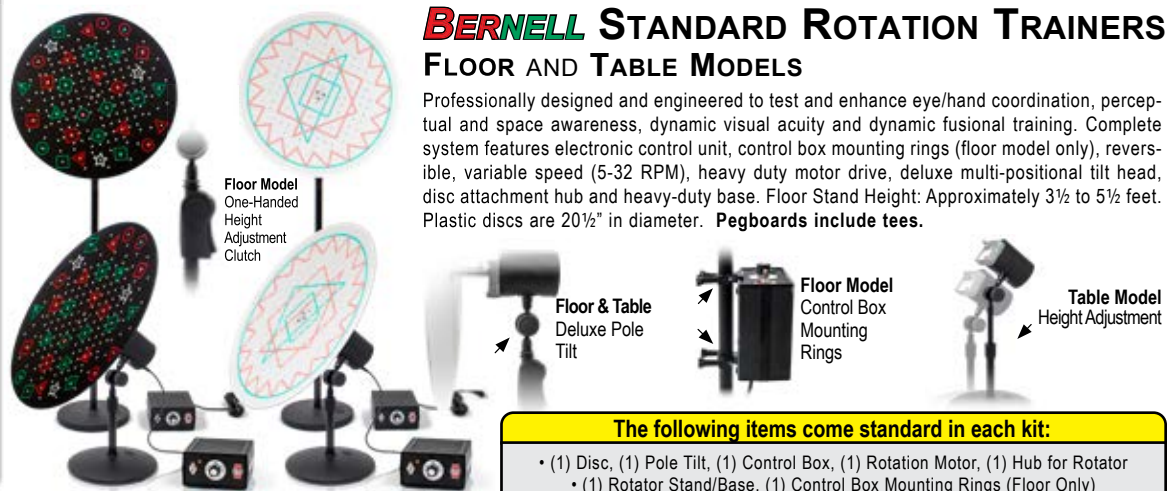
**COMPLETE SYSTEM INCLUDES:** Stand with heavy-duty base, motor with power cord, digital controller with ethernet connection cord, deluxe multi-positional tilt head, magnetic attachment hub and disc adapter, and disc.

### DISC OPTIONS:


TYPE	A) ANTI-SUPPRESSION PEGBOARD		B) GEO PEGBOARD		C) ELEPHANT DISC		D) SPORTS DISC	
	PART #	PRICE	PART #	PRICE	PART #	PRICE	PART #	PRICE
VTP EDITION FLOOR KIT	VTP-1060FAD		VTP-1060FGD					
VTP EDITION TABLE KIT	VTP-1060TAD		VTP-1060TGD					
STANDARD FLOOR KIT	BS1060FAD		BS1060FGD					
STANDARD TABLE KIT	BS1060TAD		BS1060TGD					
DISC ONLY	BS1060AD		BC1060GD		BC1060ED		BC1060SD	

## BERNELL STANDARD ROTATION TRAINERS FLOOR AND TABLE MODELS

Professionally designed and engineered to test and enhance eye/hand coordination, perceptual and space awareness, dynamic visual acuity and dynamic fusional training. Complete system features electronic control unit, control box mounting rings (floor model only), reversible, variable speed (5-32 RPM), heavy duty motor drive, deluxe multi-positional tilt head, disc attachment hub and heavy-duty base. Floor Stand Height: Approximately 3 1/2 to 5 1/2 feet. Plastic discs are 20 1/2" in diameter. **Pegboards include tees.**



- The following items come standard in each kit:**
- (1) Disc, (1) Pole Tilt, (1) Control Box, (1) Rotation Motor, (1) Hub for Rotator
  - (1) Rotator Stand/Base, (1) Control Box Mounting Rings (Floor Only)



**PLASTIC GOLF TEES**  
RED & GREEN (PKG. OF 30) **NEW**

15 red & 15 green tees

Size:  
• Length: 68mm  
• Diameter: 3.8mm

**BCPTEERG**

**WOODEN GOLF TEES**  
BRIGHT COLORS (PKG. OF 60)

**BCTEES**

**TABLE TOP MANUAL ROTATING PEGBOARD**  
L95TRP

Manual table top rotator. Rotates either direction. Adjustable angle (5 settings from 90 - 0 degrees) table top rotator. Non-motorized so the rotation is under therapist control. Comes with various colored shapes that attach to the rotator for easy identification of desired placement for any 0.19 shaft size golf tee.

**MANUAL ROTATOR**  
AA1060

Rotator without a motor. All acrylic and built to last. Has large ball bearings to easily turn at any speed. Rotates either direction. Comes with mix of bright colored golf tees. Stays at a fixed slant.

**MANUAL ROTATORS ARE GREAT FOR WORKING WITH STROKE OR TBI PATIENTS!**

## Vinyl Attachment Training Discs and Clear Mounting Disc Adapter

Complete Set of 4 Vinyl Attachment Discs with Clear Mounting Adapter Disc

**BS1060DASET**

Designed for use with the Bernell Rotation Trainers (both the VTP Edition and Standard Rotator). We now offer 4 front/back vinyl discs. Dynamic Acuity, Anti-Suppression and two different versions of Simulated Depth (aka Wallach Ring) Discs.



CLEAR MOUNTING ADAPTER DISC

The discs are 20-1/2" in diameter and made of washable vinyl. They are made to fit on any of the rigid acrylic or expanded vinyl discs that Bernell sells (Part #'s BS160AD, BS1060GD, BC1060RD, BC1060ED and BC1060SD). They also fit our Clear Mounting Adapter Disc (Part # BS1060CMDA1) which allows for quick change out of the discs.

The clear mounting disc adapter is made out of clear acrylic and has 3 adjustable knobs to secure the disc. The adapter works with discs sized 20.5" down to 18.5". The URI Training Discs (Part # JWRDS) will work on this adapter as well. Add on an Individual Front Magnetic Attach for the VTP Edition Rotation Trainer to the clear mounting disc adapter (Item #: VTP-HUBFR) for easy on/off attachment or attach the clear disc to the Standard Rotator Attachment Hub (Item #: BSHUB) for use with the Standard Rotation Trainer.



Clear Mounting Adapter Disc with Anti-Suppression Vinyl Disc

EXAM ROOM NEEDS

ASSESSMENTS

OPTICAL

VISION THERAPY

NEURO REHABILITATION

LOW VISION

REFERENCE



DYNAMIC ACUITY

This disc features Snellen letters and numbers with sports balls on one side and animal characters with numbers and letters on the other. The sports side was designed for use in dynamic acuity testing and training, which makes it a valuable addition to any sports vision practice for use with athletes. On the opposite side are colorful and engaging animal images

that are designed for training eye tracking with pediatric patients. The use of shapes, letters and numbers along with the animals allows for numerous activities in the therapy room.

FRONT/BACK

**BCVDAD1**



ANTI-SUPPRESSION

This disc features letters, numbers, shapes, and lines on one side and marine characters on the other. These discs work with Bernell red/green goggles (not included) so that the red images are seen with the red filter and the green images are seen with the green filter. White images act as binocular locks. The discs have excellent cancellation

and are an engaging tool for anti-suppression training while also working to improve one's ability to accurately direct their eyes from one point to another point with ease and efficiency.

FRONT/BACK

**BCVASD1**



SIMULATED DEPTH 1


On one side of the disc is a special design known as a Wallach ring. It is broken up into three zones with the depth in each zone being the opposite of the adjacent zone. This is often a good place to start to see how well a person can organize visual information. Shifting attention from looking hard at the small circle to looking soft at the outermost region

is often a good way to change the depth that is seen. It is best if the patient discovers this or other ways to shift the depth pattern.

FRONT/BACK

**BCSDR1**

If the patient finds this too difficult of a task, then you may want to shift to the opposite side which features a single continuous spiral. The depth is often more readily observable with this version of the Wallach rings.



SIMULATED DEPTH 2

This disc has two of the more popular simulated depth visuals. One side features the classic Plateau spiral, which is used for the Elliot Forrest myopia reduction procedures. On the opposing side of the disc is a figure used for an activity called "High-Level Wallach Rings". Here eight different Wallach Rings are presented around the

outside part of the disc. The thicknesses of the bands vary considerably. Generally, patients will see the depth more easily in the more tightly banded rings, such as the one seen in the 2 o'clock position. It is generally more difficult to see the depth in the rings like the one at the 12:30 position.

FRONT/BACK

**BCSDR2**

Individual vinyl discs include four binding clips for attachment to any Bernell Training Disc that is 20.5" in diameter.

## VTP EDITION AND STANDARD BERNELL ROTATOR EXTRAS AND REPLACEMENTS

PRODUCT	PART #	PRICE
A CLEAR MOUNTING DISC ADAPTER	BS1060CMDA1	
B ROLLING BASE FOR FLOOR ROTATOR STAND	BS1060RB1	\$184.95
C DELUXE POLE TILT	BSRPT2	
D FLOOR MODEL ROTATOR STAND	BS1060FS1	\$149.95
E TABLE MODEL ROTATOR STAND	BS1060TS1	
F VTP EDITION ROTATION TRAINER STANDARD KIT (MOTOR, REMOTE CONTROL, & HUB)	VTP-1060SK	\$969.95
G INDIVIDUAL FRONT MAGNETIC ATTACH WITH KNOB FOR VTP EDITION ROTATION TRAINER	VTP-HUBFR	
H REPLACEMENT COMPLETE HUB WITH MAGNETIC ATTACHMENT FOR USE WITH VTP EDITION ROTATOR ONLY	VTP-HUB	\$42.95
I HUB FOR STANDARD ROTATION TRAINER	BSHUB	



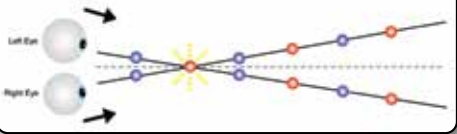
Order Now by Phone at (574) 259-2070 or Go To [www.bernell.com](http://www.bernell.com)

# MARSDEN & SACCADIC TRAINING



**Battery Powered!**

Image shows how eyes are to be focused when viewing each LED light.



Control Panel

### FEATURES:

- Portable and easy to use (Battery Powered)
- Automatic shut-off
- Pre-programmed workouts
- Multiple speed settings
- Special glasses to train each eye individually
- Protective storage case

# EYEPORT® II Vision Training System

Clinically Proven, FDA Cleared, Doctor Recommended.

JLEPV2

3+

Recommended retail to patients: \$300.00

This EYEPORT® II is now battery powered for portability. The unit is powered via 4 AA batteries (not included). No more cords or chargers. The training device also features an updated tripod, new Deluxe Reversible goggles with special red/blue lenses (Elastic Version) and custom box.

The EYEPORT® II is the only vision training tool to be cleared by the FDA for the treatment of poor accommodative and vergence facility, convergence insufficiency, and large accommodative lag (in non-presbyopic subjects).

What makes the EYEPORT® II unique is its patented use of alternating red and blue lights which help patients to achieve dramatic results faster and more efficiently when training. The EYEPORT® II is a great tool for both in-office and at home vision training and is a gateway product for practitioners interested in adding Vision Therapy in their practice!

### EYEPORT TRAINING SYSTEM INCLUDES:

- Eyeport II Battery Power Unit - Requires 4 AA Batteries (Not Included)
- Deluxe Reversible Goggles with Special Red/Blue Lens - Elastic Version (Includes Glasses Case)
- Versatile Tripod with vice functionality to allow for clamping to tables, doors etc.
- Instruction Manual



Scan QR Code to view product.



EYEPORT® II Unit

Tripod

Red/Blue Glasses

### VIEWING OPTIONS




Visit our website to learn more information about the EYEPORT® II as well as studies supporting the EYEPORT® System.



## ALPHABET PENCILS

A-Z on one side and Z-A on the other. Great for all sorts of saccadic or pursuit training techniques and then as a reward for good work. Patients will take this to school and tell their friends where they got it.

LBPENCIL (Pkg. of 12)



## STICK TRAINER BY VTE

Round wood rods with black characters and figures on yellow backgrounds. For home training. Easy to use for saccades, pursuits, and accommodative rock.

Rounded design allows for different targets: Random line letters on 1st side; Random line numbers and arrows on 2nd side; Line of figures for preschool children on 3rd side.

Available in: Package of 6 (3 Pair) or Package of 14 (7 Pair)

EPT6 (PKG. OF 6)

EPT14 (PKG. OF 14)

## BERNELL SACCADIC STICKS™

Designed to be a multi-function training tool. These can be used for saccadic or pursuit training, physiological diplopia (as a type of Brock string with letters as targets holding the rod flat or on its angle), accommodative rock tool, training for "A" or "V" syndromes as well as sports vision training. These are a great addition to any therapy room. Instruction manual includes pictures of all 4 sides of each stick for quick reference.

**Length:** 25" (Including hook)  
**Material:** Clear Acrylic  
**Weight:** 8.4 oz. Each



COMES AS A SET OF 2 HANDHELD, 4-SIDED SQUARE STICKS WHICH CAN BE HELD OR HUNG ON WALL USING THE TOP HOOKS.

BSTICKS

## BERNELL SACCADIC STRIPS

### TWO-SIDED 4 STRIP LETTER SET FOR SACCADIC TRAINING

Two-sided 4 strip set, each one with 20 different 36-points letters on white and red (Anti-Suppression) background. These are designed to be used with Bernell red/green glasses when performing anti-suppression therapy activities.

Strips can be attached to walls, doors, etc., using tape or sticking tack (not included).

**Size:**  
• 1" x 16.5", 0.8mm thickness

BCDS42

## BERNELL SOFT WHITE MARSDEN BALLS

89mm. (3.50") diameter; 100 gr. weight; made of polyurethane foam material. The balls comes attached to a 17ft, white string. These are a great addition to any therapy room!



### RED/GREEN LETTERS

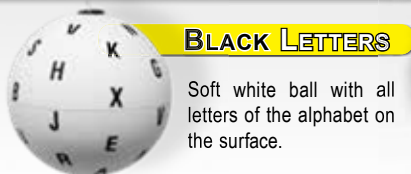
Soft white ball with all letters of the alphabet and numbers 1 through 9 on the surface.

Works with Bernell red/green glasses. (Not Included)

Wall Hook Included



MARSBL2RG



### BLACK LETTERS

Soft white ball with all letters of the alphabet on the surface.

Wall Hook Included



MARSBL1



### RED/GREEN CHILDREN'S FIGURES

Soft white ball with children's figures on the surface.

Wall Hook Included



MARSBL3RGF

### MARSDEN BALL MAGNETIC HOOK



1 MAGNETIC HOOK

MGHOOK

## BERNELL RED/GREEN LETTER BALLS BASEBALL SIZE



MB1234RG



MB13RG

Adhesive Wall Hook Included

Baseball sized (9" circumference; 2.86" diameter), but soft like a softball. Balls come attached to a 12 ft string. Available in 2 styles: **MB1234RG** (12pt, 18 pt, 24pt and 30 pt) and **MB13RG** (12pt and 24pt). Red/Green Glasses not included.

## BERNELL SPORTS LETTER BALLS - BASEBALL SIZE

Baseball sized (9" circumference; 2.86" diameter) but **soft** like a softball. Available with four font sizes (12pt, 18pt, 24pt, & 30pt) or two font sizes (12pt & 24pt). As student/athlete improves, he/she can do similar tasks with smaller fonts. The letters are printed on the ball--not just stickers-- so they won't come loose & fall off. For Sports Vision Training - why not train with a ball that looks like a baseball instead of a play ball? It is softer than a real hard ball. Same font sizes are available with softball sized (12" circumference; 3.8" diameter). The balls come attached to 12ft string. Adhesive ceiling hooks are included, with replacements available (MBHK....\$1.25).



2 Font Sizes: 12pt & 24pt

2 Font Sizes: 12pt & 24pt

MB13 (Baseball)



4 Font Sizes: 12pt, 18pt, 24pt & 30pt

4 Font Sizes: 12pt, 18pt, 24pt & 30pt

MB1234 (Baseball)

Each ball includes plastic adhesive hook for hanging up.

## VTE SOFT TRAINING BALLS

### LETTERS



Soft R/G Training Ball with 60 letters or figures; 3.6" Diameter

E/RGTB31A (LETTERS)

### FIGURES



Soft Yellow Training Ball with figures; 3.6" Diameter

E/TB30C (FIGURES)

### LETTERS & NUMBERS



Soft Yellow Training Ball with 60 letters/numbers; 3.6" Diameter

E/TB30A (LETTERS & NUMBERS)

# BROCK STRINGS




10ft - 3 Beads

(Also Referred to as Brock String)

## BERNELL PHYSIOLOGICAL-DIPLOPIA CORD™

Inexpensive home use instrument for near training as well as to extend phy-dip training from near into distance. Utilizes physical diplopia for training suppression, binocularity and spatial localization. Heavy cord with colored beads.

(Available in 10ft (3 Beads) or 20ft (6 Beads) Lengths, Single or Dozen)



PRODUCT	PART #	PRICE
10FT - PACKAGE OF 12	<b>BC1090</b>	
10FT - SINGLE STRING	<b>BC10901</b>	
20FT - PACKAGE OF 12	<b>BC1092</b>	
20FT - SINGLE STRING	<b>BC10921</b>	

## COMFORT GRIP HANDLE

FOR BROCK STRINGS - PACK OF 3

Plastic handle for your brock string. The knot in your brock string slips over the groove in the handle and is held securely in place. The handle gives the patient a nice grip when training. Installs in less than 5 seconds.



**BC109H3N**

- Sold in packs of 3.
- Brock string sold separately.



## SPORTS BROCK STRING

Home use instrument for near training as well as to extend phy-dip training from near into distance. Utilizes physiological diplopia for training suppression, binocularity and spatial localization. Sports beads add additional level of focus when training.

Includes:

- Heavy Black Cord (10ft)
- 5 Sport Beads
- Red Handle for Grip



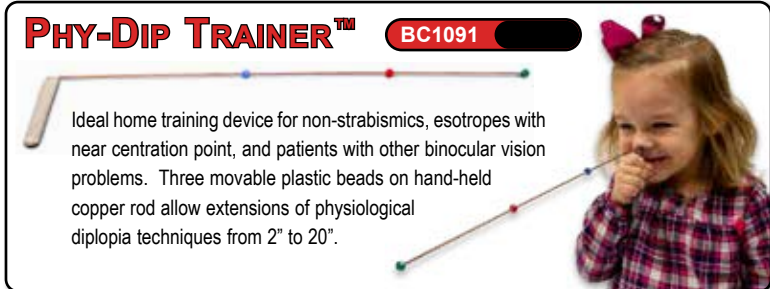
**BSPDTC10 (SINGLE)**

**BSPDTC50 (PKG OF 5)**

## PHY-DIP TRAINER™

**BC1091**

Ideal home training device for non-strabimics, esotropes with near centration point, and patients with other binocular vision problems. Three movable plastic beads on hand-held copper rod allow extensions of physiological diplopia techniques from 2" to 20".



## GTVT BROCK STRINGS



Some doctors prefer the size and feel of these stringing units over the Bernell ones above. These have Red, Green, Yellow, Blue, and Orange beads.

PRODUCT	PART #	PRICE
12FT - PACKAGE OF 12	<b>FR12</b>	
12FT - SINGLE STRING	<b>FR12ONE</b>	
6FT - PACKAGE OF 12	<b>FR6</b>	
6FT - SINGLE STRING	<b>FR6ONE</b>	

## TONDEL'S ARROWS

Grazyna M. Tondel, MD, MS, PhD

Consist of 6 pairs of colorful arrows. The arrow point from each pair touch each other along the middle, vertical line of the card. The card folds along this line and is shaped into a wedge. When used like a Brock String, the card enables training both smooth and jump vergence movements. Cards come pre-cut to easily fold into shape.



**TNARSET**

**TNARSET5 (5 Cards)**

SEE PAGE 83 FOR INFORMATION ON THE EYEPORTR II VISION TRAINING SYSTEM

## BERNELL C/L LIGHTED PHY-DIP STRING™

ADD SOME COLOR AND FLASH TO YOUR TRAINING!




The Phy-Dip or Brock string has long been a mainstay in vision therapy. It is a simple, but effective tool for teaching binocularity and anti-suppression. The CL Lighted Phy-Dip String™ is an improvement to the old stand-by. Kenneth J. Ciuffreda, O.D., Ph.D. and Diane Ludlum inspired the concept for the C/L Lighted Phy-Dip String™.

The advantage of the CL Lighted Phy-Dip™ is the self-illuminating strings, which can flash at two different speeds or remain constant. The red/blue dual unit when used with red/green goggles allows the suppressing eye to be stimulated. The ability to light the string itself, not only adds interest and enhances the ability to see the string, but also helps break down suppression, making it more difficult to shut-off the non-dominant or lazy eye. The CL Lighted Phy-Dip™ is not intended to replace the original, but rather be a modern approach or technique.

**CLSTRINGS (SINGLE - (1) White Lighted String with 5 Beads)**

**CLSTRING (DUAL - (1) Red & (1) Blue Lighted Strings with 5 Beads)**

**Requires AA batteries (not included)**  
(2) for Single and (4) for Dual string.



# SENAPTEC STROBE

SENSORY PERFORMANCE TRAINING EYEWEAR

Enhance an athlete's visual skills in the training room or on their field of play!



Utilize the built-in Bluetooth technology to control your strobes!  
In addition to the preset programs, you can now create custom lens flickering settings including **alternating lens flicker for amblyopia therapy!**



\* PICTURE SHOWS WITH AND WITHOUT FLICKER ACTIVATED.

**SSTROBE1**

## SENAPTEC QUAD STROBE

The first stroboscopic goggles to offer quadrant lens training.

**SE801**



The Senaptec Strobe is designed to train the connections between an individual's eyes, brain, and body. Using liquid crystal technology, the lenses flicker between clear and opaque, removing visual information and forcing the individual to process more efficiently. The Senaptec Strobe can be integrated into existing sports training drills and exercises, or to vision therapy protocols as an uploading technique.

**FREE TO DOWNLOAD! SENAPTEC STROBE MOBILE APP CONTROL & CONFIGURE YOUR SENAPTEC STROBE FROM THE MOBILE APP!**

This app provides additional value and functionality for your strobes at no additional cost!



## EYETRONIX FLICKER GLASS™



Eyetrnix Flicker Glass™ uses advanced liquid crystal technology to deliver precisely controlled alternate occlusion, at flicker frequencies shown in vision science research to effectively break suppression. Instead of occluding to penalize one eye via a patch or drops and forcing the signal from the other eye, the theory is that using flicker can gently stimulate the visual system and encourage both eyes to naturally work together, ultimately aiding in the restoration of binocular vision and depth perception.

A clinical study conducted with Flicker Glass™, found significant improvement in both visual acuity and stereopsis – even into older age ranges typically considered more challenging to treat. Study investigators were impressed with the remarkable levels of compliance, and patients and parents rated Flicker Glass™ highly on ease of use, comfort, and preference over traditional monocular therapies. From a quality of life perspective, reports of improved reading and sports performance supported the overall positive evaluation of this novel Flicker Glass™ experience.

**FLKGB (Blue Frame)**

**FLKGR (Red Frame)**



### TBI with Variable PD & Speed of Flicker



PD varies by turning knob from 50mm to 58mm to 66mm. Speed varies by turning second knob.

**ASTBI**

### TBI LED MODELS

The TBI was developed to supplement and enhance treatment programs of vision care professionals. An excellent choice in the treatment of suppression & exotropia. Includes instruction manual. This unit comes with a set PD or in a model that allows variation in PD or can clip lights onto patient frame. Used to stimulate BLINDSIGHT in strokes.



#### Variable PD TBI

PD varies on unit or attaches onto patient's frame with 3 including clips

**MTBIFL**

#### Fixed PD TBI

Version 2.0 (PD is approx. 65mm)

**MTBIH2**



REPLACEMENT BULBS FOR OLDER MODEL TBI (2 BULBS)

**MTBIB**

**Warning:** Flicker of lights has been found to induce attacks in some persons with tendencies toward epilepsy. This device is only meant to be used when eyes are closed.

## BERNELL AFTER IMAGE GENERATOR

**BERAI**

The long-lasting after-image produced by this hand-held unit makes it an ideal tool for testing and enhancing central fixation. By flashing an intense image onto the retina, the device provides immediate biofeedback information for the patient and doctor or therapist.

Powered by 2 AA batteries and only requiring minimal time to recharge the flash, this easy-to-use unit is an efficient solution for VT practices. To use the device, simply have the patient close one eye and look directly at the center of the device with the open eye, then flash the device. This action will cause an after-image that will project through to the eye that was originally closed.

For testing retinal correspondence between the two eyes, hold the device in a vertical position and flash it onto the macula of one eye with the other closed, then flash a horizontal image onto the macula of the other eye with the opposite eye closed. The patient can then receive visual feedback for proper retinal correspondence.

Includes: Handheld After Image Generator, After Image Enhancer Fan & Product Guide

### UPDATED DESIGN!



Order Now by Phone at 1-800-348-2225 or Go To [www.bernell.com](http://www.bernell.com)

# ANTI-SUPPRESSION

All Bernell goggles come with temples or elastic strap. The goggles are available in packages of 6 or individually.

\*Bernell Red/Green & Red/Blue Glasses can be ordered without lenses glued to frame. *Go online to order empty frames.*



## NEW AGE MODEL

Add **NG** to part numbers to order with lenses "Not Glued" to frames.

NEW AGE BERNELL MODEL			
FILTER TYPE	QUANTITY	PART #	PRICE
RED/GREEN	Pkg. of 6	BC1189	
	Single	BC11891	
RED/GREEN WITH ELASTIC	Pkg. of 6	BC1189E	
	Single	BC1189E1	
POLARIZED	Pkg. of 6	BCPGNF6	
	Single	BCPGNF1	
POLARIZED WITH ELASTIC	Pkg. of 6	BCPGNF6E	
	Single	BCPGNF6E1	
RED/BLUE	Pkg. of 6	BC1189RB	
	Single	BC1189RB1	
RED/BLUE WITH ELASTIC	Pkg. of 6	BC1189RBE	
	Single	BC1189RBE1	



This design offers a similar size frame as our Bernell Original Model, but with a rounded bridge and temples for a more comfortable feel. This is now our sturdiest model!



## BLANCO MODEL

BLANCO BERNELL MODEL			
FILTER TYPE	QUANTITY	PART #	PRICE
RED/GREEN	Pkg. of 6	BC1192	
	Single	BC11921	
RED/GREEN WITH ELASTIC	Pkg. of 6	BC1192E	
	Single	BC1192E1	
POLARIZED	Pkg. of 6	BC1192P	
	Single	BC1192P1	
POLARIZED WITH ELASTIC	Pkg. of 6	BC1192PE	
	Single	BC1192PE1	
RED/BLUE	Pkg. of 6	BC1192RB	
	Single	BC1192RB1	
RED/BLUE WITH ELASTIC	Pkg. of 6	BC1192RBE	
	Single	BC1192RBE1	



The new Blanco frames offers a lightweight, attractive design similar in size to our Bernell Original Model, but with rounded edges for a more comfortable feel.

**Note:** Instead of glue, the filters are kept in place through a secure sonic weld. Contact us if interested in ordering frames without the weld, which will allow easy reversing of lenses in the frame.



## ORIGINAL MODEL

Hard temples can be bent to fit on patient's face.

Add **NG** to part numbers to order with lenses "Not Glued" to frames.

ORIGINAL BERNELL MODEL			
FILTER TYPE	QUANTITY	PART #	PRICE
RED/GREEN	Pkg. of 6	BC1180	
	Single	BCRG1	
RED/GREEN WITH ELASTIC	Pkg. of 6	BC1181	
	Single	BC1181E1	
POLARIZED	Pkg. of 6	BCPG	
	Single	BCPG1	
POLARIZED WITH ELASTIC	Pkg. of 6	BCPGE	
	Single	BCPGE1	
RED/BLUE	Pkg. of 6	BCRB	
	Single	BCRB1	
RED/BLUE WITH ELASTIC	Pkg. of 6	BCRB6E	
	Single	BCRB6E1	



## MODERN MODEL

These goggles are larger than the original frames.

Add **NG** to part numbers to order with lenses "Not Glued" to frames.

MODERN MODEL			
FILTER TYPE	QUANTITY	PART #	PRICE
RED/GREEN	Pkg. of 6	BC1185	
	Single	BC11851	
RED/GREEN WITH ELASTIC	Pkg. of 6	BC1185E	
	Single	BC1185E1	
POLARIZED	Pkg. of 6	BC1185P	
	Single	BC1185P1	
POLARIZED WITH ELASTIC	Pkg. of 6	BC1185PE	
	Single	BC1185PE1	
RED/BLUE	Pkg. of 6	BC1185RB	
	Single	BC1185RB1	
RED/BLUE WITH ELASTIC	Pkg. of 6	BC1185RBE	
	Single	BC1185RBE1	



## DELUXE REVERSIBLE MODEL

This new design is a deluxe reversible frame with large lenses and curved temples for a more comfortable and no slip feel.

DELUXE REVERSIBLE BERNELL MODEL			
FILTER TYPE	QUANTITY	PART #	PRICE
RED/GREEN	Pkg. of 6	BC1190	
	Single	BC11901	
RED/GREEN WITH ELASTIC	Pkg. of 6	BC1190E	
	Single	BC1190E1	
RED/BLUE	Pkg. of 6	BC1190RB	
	Single	BC1190RB1	
RED/BLUE WITH ELASTIC	Pkg. of 6	BC1190RBE	
	Single	BC1190RBE1	



## CHILD REVERSIBLE MODEL

These goggles are reversible. The temples are now stronger than the old model & fold.

CHILD REVERSIBLE BERNELL MODEL			
FILTER TYPE	QUANTITY	PART #	PRICE
RED/GREEN	Pkg. of 6	BC1186	
	Single	BC11861	
RED/GREEN WITH ELASTIC	Pkg. of 6	BC1186E	
	Single	BC1186E1	
RED/BLUE	Pkg. of 6	BC1186RB	
	Single	BC1186RB1	
RED/BLUE WITH ELASTIC	Pkg. of 6	BC1186RBE	
	Single	BC1186RBE1	

**BERNELL RED/GREEN VARIETY PACK**

Includes one pair of each our 6 frame models with both temples and elastic. Total of 12 goggles. **RGFSP12**



**REVERSING FLIPPERS**

**A. COMBO POLARIZED & Red/GREEN**  
**BC1270RGP**

**B. Red/GREEN**  
**BC1270RG**

**C. POLARIZED**  
**BC1270POL**

Flipper features two sets of lenses to alternate demand. Used with Vectograms or Tranaglyphs™ to reverse base-in/base-out demands.

**FOAM OCCLUDERS**



These are similar to eye patches, but allow vision in the occluded eye. The patch has a foam layer that allows the occluded eye to stay open & keeps the skin from being irritated.

Red Filter (6) **WAGR** Translucent Filter (6) **WAGT** Assorted - 3 of Each **WAGA**

**ELASTIC SLIP-ONS**

For use with or without glasses. These have the Easy Lock Slider.



**ESLIPRG**

**ESLIPP**

**STEREO OPTICAL**

REPLACEMENT POLARIZED VIEWERS



**SOVGO**

**VAC REPLACEMENT POLARIZED VIEWERS**



**VA1030**



**VA1032**



**VA1031**

**REVERSIBLE METAL FRAME GLASSES**

Red/Blue **BC1100RB** Updated Frame! Features more comfortable temples. Red/Green **BC1100RG** Lensless **BC1100**


Available with:  
• Red/Green lenses  
• Red/Blue lenses  
• Lensless

These glasses are convenient for testing or training. Use with Tranaglyphs™ to alternate demand.

**SLIP INS**

For patients who wear glasses during testing or therapy. Easily convert BO to BI therapy. Packed in individual zip lock bags.

FILTER TYPE	PART #	PRICE
A Red/GREEN CHILDREN'S	YTWINGRGCH6 (Pkg. of 6)	
B Red/GREEN ADULT	YTWINGRG6 (Pkg. of 6)	
C Red/BLUE ADULT	YTWINGRB6 (Pkg. of 6)	
D POLARIZED ADULT	YTWINGP (Pkg. of 6)	



**RED/GREEN MASK OCCLUDER**



**AMASKRG**

Reversible occluder has red and green lenses.

Red/green lenses are housed in durable ABS plastic.

**RED, BLUE, GREEN, OR YELLOW VINYL SHEETS**



TRANSPARENT, 8.5" x 10.5" RIGID SHEETS

VINYL SHEET TYPE	PRICE
BC1156R (12 - Red)	
BC1156G (12 - Green)	
BC1156B (12 - Blue)	
YASPE (3 - Yellow)	
BC1156RG (6 Red & 6 Green)	

MFBF Trainers shown on Visual Tracking (VTTR) workbook.

(1) Red & (1) Green **BC1325RG**

**MFBF TRAINERS Red & Green**

Transparent 8.5" x 11" rigid sheets with either transparent red or green ink. These are great for anti-suppression training while reading or looking at pictures. Great for patching while using desired red/green filter. Inks used on trainers are optimized for better visibility through the opposite lens, with improved cancellation through the desired lens.

Green Trainer **BC1325G** Red Trainer **BC1325R**



# ANTI-SUPPRESSION

## BERNELL RED/GREEN PLAYING CARDS

CANCELLATION SHOWN BELOW



View of playing card when looking through Bernell Red/Green Goggles

Premium Red/Green playing cards for anti-suppression therapy with vastly improved cancellation! Also, updated artwork and finish. Has the feel and look of a regular deck of cards. Includes two jokers and instruction card. 55 Cards total. Face cards include black print which allows binocular lock and builds toward fusional control. Makes therapy fun. Kids will use these cards for hours. Must use Red/Green goggles for therapy.

KEY4102B

10+

KEY4102BGK (Deck + New Age R/G Glasses)

## GO MOO! ANTI-SUPPRESSION PLAYING CARDS

Inspired by: Elizabeth Yaros

These cards are great for younger patients. They consist of farm animal characters in four different color variations. The cards are meant to be used in conjunction with Bernell red/green goggles to play Go Moo!, a variation of the popular Go Fish! card game.



Includes:  
52 Cards & Instruction Card  
Playing Card Box

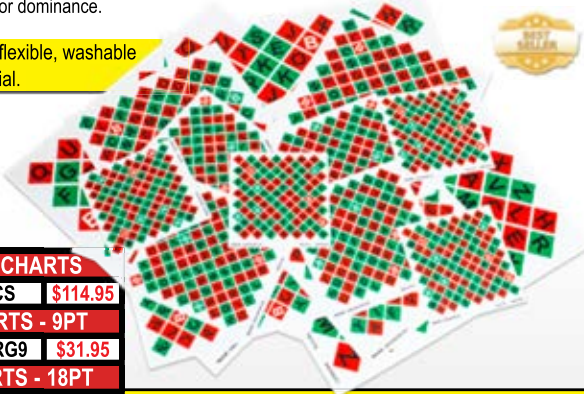
Premium playing cards with excellent cancellation!

GOMOO

## BERNELL ANTI-SUPPRESSIVE CHARTS

Designed for near or distance suppression training, as well as accommodation suppression training. Inclusion of random white targets that are seen with both eyes to check ocular preference or dominance.

Printed on flexible, washable vinyl material.



ALL 16 CHARTS

BCBASCS \$114.95

4 CHARTS - 9PT

BCBASCRG9 \$31.95

4 CHARTS - 18PT

BCBASCRG18 \$32.95

4 CHARTS - 36PT

BCBASCRG36 \$34.95

4 CHARTS - 72PT

BCBASCRG72 \$39.95

These come as a kit of 16 charts with 4 charts of each font size: 9pt, 18pt, 36pt, and 72pt. Each set of 4 includes 2 randomized letters, 1 chart of letters and numbers, and 1 chart of letters, numbers, and arrows. You may also purchase the sets of 4 separately from the kit.

## BAXSTROM SIMULTANEOUS PERCEPTION CARDS

HDBC GFV2

These cards are designed to be used with red/green anaglyphic filters (not included) and provide good retinal rivalry for enhancing binocular vision training, as well as a wide variety of training activities, which work well in any vision therapy program. These cards allow for training of Ocular Motility Training (Tracking Skills), Accommodation Training (Focusing Skills), and Visual Perception/Visual Training (Visual Information Processing Skills).



GEOMETRIC SHAPES

Includes:  
• 54 Cards and Instruction card  
• Playing Card Box

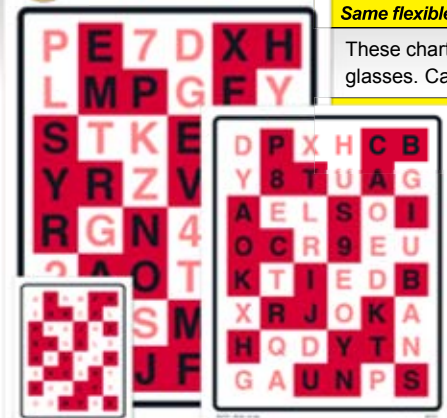
The deck provides 3 representations of each shape in solid lines and two levels of broken lines for training visual closure skills. These can be used for simple one tone matching, visual memory and form constancy activities.

## ANTI-SUPPRESSION CHART KITS - LETTERS AND FIGURES

Same flexible material and great cancellation as our playing cards!

These charts monitor suppression when used with Red/Green glasses. Can be used together for near-far jumps.

Large print is 11" x 14.75" & has 72pt print.  
Medium print is 8.5" x 11" & has 60pt print.  
Small unit is 4" x 5.25" & has 18pt print.



Letters kit includes all 3 charts & New Age Red/Green Goggle (BC11891)

	TYPE	SIZE	PART #	PRICE
LETTERS		Small Chart	RGCS	
		Medium Chart	RGCM	
		Large Chart	RGCL	
		Kit - All 3 + New Age Goggles	RGCKIT	
FIGURES		Small Chart	RGFS	
		Medium Chart	RGFM	
		Large Chart	RGFL	
		Kit - All 3 + Deluxe Reversible Goggles	RGFKIT	



Figures kit includes all 3 charts & Deluxe Reversible Red/Green Goggle (BC11901)

### LARGE READER & TRAINING CHART

This is a full page sized reader with a Hart Chart for testing for or training against suppression. Chart is our same distance Hart Chart (BCHC) with an 8.5" x 11" polarized or R/G reading unit to cover it. Of course this large unit works well on magazines and children's books also.



POLARIZED **BC1318**

RED/GREEN **BC1319**

### STEREO TRAINERS (900 SERIES)

**Includes:**  
Trainer, New Age R/G Goggle & Small Reading Unit (BC1316)



TV trainer or can be placed on a printed page and used as a reading unit. Used to build binocularity in true space. Same features as 60 series, but in two sizes.

**BC906 (10.5" x 6.5')**

**BC909 (12" x 10.5')**

### POLARIZED CHART OF CLIPART


11" wide by 8.5" tall.  
Chart is permanently affixed to polarized sheet.



**BC1322**

### R/G & POLARIZED READING UNITS™ FROM BERNELL

Our highly transparent red/green inks provide exceptional visibility as well as complete cancellation when using Bernell red/green glasses. These are great for anti-suppression training while reading or looking at pictures. Good for non-readers too with games like "Where's Waldo?"



Part #	Type	Overall Size	Bars	Bar Width	Price
A <b>BC1314</b>	Polarized	5.625" x 9"	4	5/8"	
B <b>BC1315</b>	Polarized	4.5" x 4.5"	4	7/16"	
C <b>BC1316</b>	Red/Green	4.5" x 4.125"	4	1/2"	
D <b>BC1317</b>	Red/Green	8.5" x 11"	6	2/3"	
E <b>BC1318NC</b>	Polarized	8.5" x 11"	5	5/8"	
F <b>BC1319NC</b>	Red/Green	8" x 11"	5	5/8"	
G <b>BC1320</b>	Red/Green	5" x 7"	4	2/3"	
H <b>BC1321</b>	Red/Green	8.5" x 11"	10	2/5"	
I <b>BC1323</b>	Red/Green	5.5" x 8.5"	5	1/2"	

\*Only BC1318NC and BC1319NC work with the Bernell Large Hart Chart (BCHC). See BC1318 and BC1319 for Large Bar Reader and Training Chart.  
\*\*BC1323 works with the Accommodative Rocks Cards (BC11995). See Accommodative Rock Cards Kit (BC11995K) for cards, red/green bar reader and New Age red/green goggles.\*\*

### RED/GREEN VERSION

**BC61RG (7" x 8.5")**  
**BC63RG (10.5" x 14.5")**



### STEREO TRAINERS (60 SERIES)

Builds binocularity in true space. Red/green stereo slides can be used on TV screen or white wall. Trainers have suppression and fixation disparity controls and are often used in Sports Vision Training.



### POLARIZED VERSION

**BC61PO (6.75" x 8.25")**

Sets Include: Trainer, New Age Goggle & Small Reading Unit


### TV ANTISUPPRESSIVE TRAINING SET FROM VTE ITALY



Anaglyphic filters in primary colors (red-green) in the following sizes:  
• 1 chart sized 15 x 20 cm (6" x 8")  
• 1 chart sized 20 x 30 cm (8" x 12")

**E/TVT (2 PAIR)**


### R/G BAR READERS FROM VTE ITALY



- A **E/BR3S (8.8" x 11.2"; 0.48" wide colors & 0.36" frosted)**
- B **E/BR2S (5.6" x 8.8"; 0.48" wide colors & 0.36" frosted)**
- C **E/BR1S (4.4" x 5.6"; 0.48" wide colors & 0.36" frosted)**

### ANTI-SUPPRESSION TRAINING CLING FOR TABLETS

Designed for tablets, but can be cut down to fit smaller mobile devices as well. Uses transparent half screens of red ink and green ink on thin material to allow for full use of touch features on the device while training. Offers exceptional cancellation at full brightness of device. Works best on devices with a glass surface.



**Size: 10.4" x 7.8"**

**BC65RG**

\*Cling pictured on iPad screen.

# ANTI-SUPPRESSION



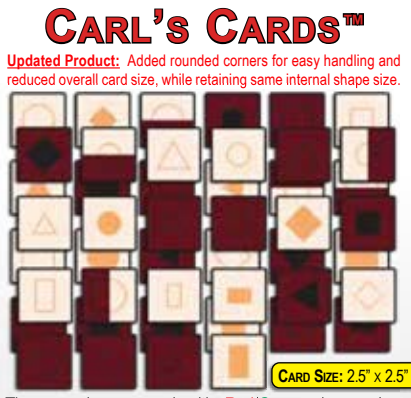
## CHRIS'S GAME

A design of red and green is printed on a paper and laid beneath a black plastic holder with 336 small holes drilled in it. One has to look carefully to see what color the dots appear through the holes. You can play several games of placing the same (or the opposite) colored tees punched into the holes. When done, raise the plate holding the tees and the paper will show if you punched the correct colored spots or not. The designs come in pads of 25 and are of increasing difficulty. Each sheet design is of increasing difficulty to make game more interesting and challenging. CPAD1 is the easiest with CPAD8 being the most challenging. See table on right.

- CGKIT Includes:**
- Box/Board
  - R/G Glasses (Modern Model - Hard Temples)
  - CPAD1 - CPAD8 (25 sheets of all 8 patterns)
  - 2 BCPTTEERG - 2 Bags of red/green plastic tees

- CGAME Includes:**
- Box/Board
  - CPAD1 & CPAD2

**CGAME**



## CARL'S CARDS™

**Updated Product:** Added rounded corners for easy handling and reduced overall card size, while retaining same internal shape size.

CARD SIZE: 2.5" x 2.5"

These cards are used with Red/Green glasses (not included) for suppression training, visual memory training, visual discrimination, visual figure ground, visual sequencing, and a game of sets. **Printed on durable, thick vinyl.**

**RGCC (Deck of 46 Cards)**

Chris's Game Sheets (Pad of 25)	Part #	Price
50 Red Dots Random Patterns	CPAD1	
50 Red Dots Geometric Shapes	CPAD2	
50 Red/50 Green Dots Letters	CPAD3	
50 Red/50 Green Dots Geometric	CPAD4	
Red/Green Dots Random	CPAD5	
25 Red/25 Green Smiley Face Pattern	CPAD6	
Red/Green/Black Dots Random	CPAD7	
Red/Green Dots on Black Background	CPAD8	

## ZILNICKI ACTIVITY SQUARES SET

The Zilnicki Anti-Suppression Squares (or ZAS Squares) was designed by Dr. Miki Lyn Zilnicki, O.D., FCOVD.



**Updated Product:** Improved color brightness, cancellation, durability and font size on the cards.

The product was designed to serve as an anti-suppression distance target to work on numerous systems for any age or type of patient. These cards were designed to allow the therapist or doctor to create their own activities as well!

**Includes:** 26 two-sided vinyl squares (2" x 2" size) featuring the letters on one side & numbers on the other (A thru Z & 1 thru 26), Modern R/G goggles & Instructions with therapy activities.

**ZASSET1**

## ANTI-SUPPRESSION PEGBOARD GAMES

**A.** The 10 by 10 square pegboard is used with standard geoboard training and the WACS® Kit. Includes 25 red and 25 green plastic golf tees.

**B.** A common game now in R/G on a black board to fight suppression. Comes with game board and 10 red and 10 green plastic golf tees. R/G tees.



**CSSQGM (SQUARE)**

**CSTRGM (TRIANGLE)**

## PICK UP STICKS GAME **BPUS**

A new twist on an old game. Scatter the plastic sticks in a pile. Remove one at a time. Maybe a green then a red and alternate. Wear R/G goggles. If you make another stick move while removing one, you lose!

- Includes:**
- 12 red & 12 green rounded end plastic sticks
  - R/G Modern Goggles
  - Instruction manual with games



## BALL-AND-CUP GAME **CSCUPGM**

This anti-suppression game promotes eye-hand coordination while enhancing binocular vision. When using R/G glasses, the red ball is seen by the right eye and the green cup and string by the left, suppressing either eye would be immediately noticed. The object of the game is to swing the ball on the string in such a way that it ends up in the cup.

- Includes:**
- Ball and Cup Game
  - Elastic R/G Modern Goggles
  - Instruction Manual



## ANTI-SUPPRESSION BINGO GAME SET


**BASGS1**

- Set Includes:**
- BINGO Cage with random ball selector
  - (75) Number Balls
  - (150) Colorful Plastic Markers
  - Recessed board for showing which balls have been called
  - 16 Anti-Suppression Laminated BINGO Cards
  - One pair of Bernell Modern Red/Green Glasses (unglued so that the filters may be switched)

The Anti-Suppression BINGO Game Set was designed to be a reward activity at the end of a therapy session, but is also a great take home game for home therapy that can be played by the whole family! Just like regular BINGO, the game is played by drawing number balls and marking the player BINGO cards to get five numbers in a row vertically, diagonally, or horizontally. However, this set comes with special BINGO cards with numbers that disappear when viewed thru the red filter on the Bernell Red/Green glasses.



## TRACETHE8S™ ANTI-SUPPRESSION CHART SET **TR8STRG**



This kit is used to help breaking suppression as well as to strengthen a weak eye. At the same time, the training enhances the following: Visual-motor skills, Visual-perception skills, Attention and focus, Working memory, Laterality, Oculomotor skills, Scanning skills, Figure ground skills, Eye-hand coordination, Sequencing skills, Speech, and Brain integration.

- Includes:** 12 laminated charts (front & back), R/G Glasses (New Age Model), 2 dry erase markers, eraser, and instruction manual.

## FRANZBLAU ANAGLYPH ROCK KIT



**Updated Product:** Improved cancellation & durability of the charts.

**FZKIT**

This system is similar to the Red Red Rock technique sold in the past by Mast-Keystone without the need for instrumentation. For use in the office as well as home VT. Useful for training anti-suppression using R/G goggles. Cards are made of same material as our Visual-Tactile Cards. Comes with a pair of New Age R/G goggles & an instruction manual. Provides therapies for accommodation, bilaterality, cognition, reversals & suppression.

# HEADLINE ANTI-SUPPRESSION CHARTS

These chart packs (Bordered with Red) provide superior cancellation with Red/Green glasses. The Single-Color charts are fantastic for the ever important MONOCULAR IN A BINOCULAR FIELD training, and the Multi-Color charts provide exceptional suppression monitoring during binocular vision training procedures. All of the charts come on heavy duty 8-1/2" x 11" card stock.

## EVERYTHING VARIETY PACK

ONE OF EACH SHEET - 54 TOTAL!  
HDEVP (Pkg. of 54)

These charts provide superior cancellation with Red/Green glasses. The Single-Color charts are fantastic for the ever important **Monocular in a Binocular Field** training, and the Multi-Color charts provide exceptional suppression monitoring during binocular vision training procedures.



THE CHARTS CAN ALSO BE USED FOR: OCULAR MOTOR, ACCOMMODATIVE, OR VISUAL PERCEPTION/MOTOR TRAINING PROCEDURES.

## NUMERICAL VARIETY PACK



HDNVP (Pkg. of 12)

## LOWER CASE VARIETY PACK



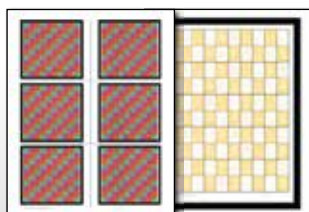
HDLCLV (Pkg. of 12)

## CAPITAL LETTER VARIETY PACK



HDCLVP (Pkg. of 12)


## GET ACQUAINTED VARIETY PACK



GREAT STARTER SET

HDGAVP (Pkg. of 6)

## SHAPES VARIETY PACK




HDSVP (Pkg. of 12)

## BDPQ VARIETY PACK




HDBDPQ (Pkg. of 12)

## STEREO VISION CHART SERIES HDSCS1



Upgrade your vision therapy to a whole new level with the Stereo Vision Chart Series. Patients love stereo targets, but often we cannot send them home...until now! With the Stereo Vision Chart Series, you have access to **economical** and **efficient** training tools to integrate binocular vision training while training other visual skills simultaneously. The Stereo Vision Charts provide an excellent fusion lock and a wonderful depth of field. They are great for working with pilots, athletes and others who want to refine their depth perception awareness.



The assortment provides **13 charts** with a variety visual symbols:


- \* Arrows
- \* Upper Case (3 options)
- \* BDPQ
- \* Lower Case (2 options)
- \* Animals
- \* Numbers (2 options)
- \* Shapes (3 options)

In addition to the charts, you'll receive an answer key and activity suggestions to get you started working with your patients immediately!

## A COLLECTION OF ANAGLYPHIC STEREO-STORIES

A collection of time honored Fairy Tales, Nursery Rhymes and Fables with a 3-D Twist. These are specially designed to work with Red/Green glasses. If the viewer's eyes are working properly, they will notice a 'float' to not only the illustrations, but to the text as well. Parents & children are sure to enjoy these classics! This innovative collection of stories provides 58 pages of stories, rhymes, fables & illustrations.

HDSS1



## ALPHABET CHARTS



Developed in cooperation with Curtis Baxstrom, O.D., FCOVD. This chart provides 6 complete sets of the alphabet - 3 for the right eye & 3 for the left eye. Dr. Baxstrom demonstrated activities for this chart during his presentation at the Annual COVD Meeting. This chart can be cut into tiles for alphabet sorting, spelling and many other fun activities!

HDALP6 (6 Pack)

HDALP12 (12 Pack)

## FLIPPED E's CHART

Developed by Thomas Headline, COVT for younger or nonverbal patients. Also works great for directionality training. Patients can respond which way the 'E' is pointing with hand gestures.

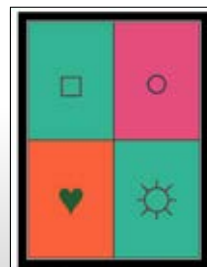
HDFLPE6 (6 Pack)

HDFLPE12 (12 Pack)

Visit [www.bernell.com](http://www.bernell.com) to see a video by Thomas Headline on how to use these charts.



## BASIC VARIETY PACK



This pack was the brainchild of a Developmental Optometrist in Utah. It provides you an EXTRA, EXTRA LARGE print size (120 pt. Size) with only 4 or 6 items per chart for those patients with very low ocular motor skills. The charts are printed in the Multi-Color Format.

Variety Pack Includes: BASIC ARROWS 4, BASIC SHAPES 4, BASIC BDPQ 4, BASIC ARROWS 6, BASIC SHAPES 6 AND BASIC BDPQ 6.

Totalling 6 sheets!

HDBC (6 Pack)

# VECTOGRAMS, VECTOGRAPHS & TRANAGLYPHS

## BERNELL DUAL LED SLIDE ILLUMINATOR™ - VERSION 3

MVP3



The unit holds two sets of vectograms, vectographs, or tranaglyphs. This includes BOTH Stereo Optical and Vision Assessment Company vectos! The unit utilizes LED lighting so that it can be used worldwide for thousands of hours. LED light intensity can now be dimmed via a rotational knob on the power cord. The cord is also now threaded through the unit for ease when adjusting tilt. We have redesigned this model to feature adjustable top and bottom bars to ensure any vecto or tranaglyph fits perfectly! Constructed of high rigidity plastic making it light weight, yet very durable.

The unit acts like a Ganzfeld so that the user has a minimal reference frame when viewing Tranaglyphs™, Vectograms, or Vectographs. This allows the target to better define the task.

HOLDS STEREO OPTICAL OR VAC VECTOS!

DIM SWITCH

ADJUSTABLE BARS

HIDDEN CORD


**Shipping Note:** This unit can be shipped overseas! Works on 110/240V with plug adapters (Included).

Add this high quality, attractive unit to your training room today!

## DUAL POLACHROME™ ILLUMINATED HOLDER



### LED AND STANDARD VERSION



BACK SUPPORT FOR BETTER STABILITY

Features individual units that easily snap together to create a dual unit, or can be used individually as hand-held slide holders. This is the perfect instrument for training with strabismics, non-strabismics or with pursuit and jump ductions at true distances. For in-office presentation of Tranaglyphs™ or Polaroid Vectograms. Holds two pair of slides.

**LED Version** are back-lit by three LED bars that are controlled by a dimmer switch. The **Standard Version** uses two 40-watt bulbs (included). Adjustable tilt legs. White ABS plastic construction. (Slides not included).

LED VERSION

BC1003LED

STANDARD VERSION

BC1003

REPLACEMENT TUBULAR 40W BULB

BP40T10IF

## HORIZONTAL SLIDE HOLDER™

Tough transparent plastic with diffuser plate, and double-sided white/ghost free card. Designed for use with vectograms or with all Bernell series tranaglyphs. Can be hand-held or used with legs. Size: 5.5" x 14". Fusion slides sold separately. *Tranaglyph not included.*



BC550 (SLIDE HOLDER AND CARD)



GHOST-FREE BACKGROUND CARD ONLY


BC550GFB

## SINGLE NON-ILLUMINATED HOLDER™

Convenient holder which can be used with vectograms and tranaglyphs. Provides a more durable alternative to the 550 holder for both office and in-home use. (Slides not included)

BC1001 (1 Holder)

## DUAL HORIZONTAL SLIDE HOLDER WITH HANDLE



The lightweight Dual Horizontal Slide Holder is an economical tool that allows the patient to train in free space, shift accommodation through the paddles and back to the target. By turning the paddles around you can easily shift from base-in to base-out demand, as well as change the 3D target from coming towards you to going away. Perform jump duction training with two different base-in demands or two base-out demands or have top base-in and bottom base-out and "jump" back and forth between the two images.

BSDSH1

\*Does not include pictured Tranaglyph and Vectogram

**Note:** Cling targets, shown on page 80, can be used on this slide holder. The horizontal slide holders can be removed from the acrylic via their Velcro attachments.

## FREE SPACE SLIDE HOLDER & ILLUMINATOR



This free space slide holder is adjustable to accommodate slides of any size. Can be used with fixed or variable Tranaglyphs, Vectograms, or Vectographs (not included). This slider holder may be used with the Dynamic Fusion Light Source (DFLS) or in free space across the room looking at the light from the DFLS. LED lights will last 20,000 hours. DFLS has universal transformer so it can be used outside US with an adapter which we will provide.

Unit & Slide Holder    Slide Holder Only    Unit without Slide Holder

DFLS

ASTFSH

DFLSW

The clear fixation paddle is 12" x 14" made of clear acrylic. It utilizes (2) horizontal slide holders that are attached to the paddle via Velcro® connections. These slide holders fit Stereo Optical Vectograms® as well as Bernell Tranaglyphs™.

# VECTOGRAMS, VECTOGRAPHS & TRANAGLYPHS

## FIXED & VARIABLE VECTOGRAMS

BY STEREO OPTICAL (EACH INCLUDE VIEWING GOGGLES)



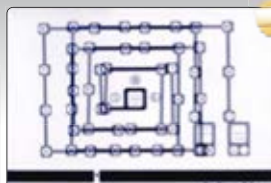
QUOIT - VARIABLE SOV2



FIGURE 8 - FIXED SOV3



COMPASS POINTS - FIXED SOV4



SPIRANGLE - VARIABLE SOV5



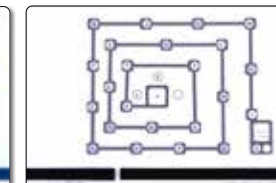
CLOWN - VARIABLE SOV6



CHICAGO SKYLINE - VARIABLE SOV7

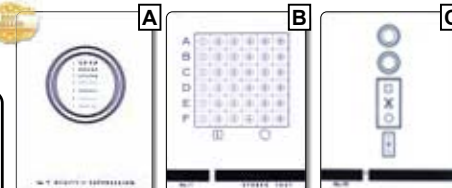


MOTHER GOOSE - VARIABLE SOV10



SPIRANGLE WITH BASEBALL - VARIABLE SOV14

STEREO OPTICAL REPLACEMENT SLIDE HOLDER SOGUIDE



	NAME	PART #	PRICE
A	BASIC FUSION - FIXED	SOV9	
B	STEREO TEST - VARIABLE	SOV11	
C	ACUITY SUPPRESSION - VARIABLE	SOV12	

**VECTOGRAM INFO:** Polarized vectograms ensure testing and training at actual distances. Vectograms stabilize fusion and stereopsis, eliminate suppression and develop simultaneous vision. Used in monocular, binocular, pursuit and saccadic training, vectograms help correct and prevent anomalies involving projection and hand-eye coordination. Ideal for use with Bernell's Dual Polachrome Trainer and the Bernell Dual Slide Illuminator. Replacement Polarized Viewers Available on pg. 100.

### VAC REPLACEMENT SLIDE HOLDER

VA1050

ADDITIONAL VAC VECTOGRAPHS AVAILABLE ONLINE.

## VARIABLE POLARIZED VECTOGRAPHS

FROM VAC

VAC Vectograph Sets Include: Vecto Guides, Doctor & Patient Instruction Manuals, and Standard Polarized Viewers.



ZOO VA1037



PANDA VA1038




FARM VA1039



RACETRACK VA1040



PLANETS VA1041



CHESSBOARD VA1042



FRUIT BOWL VA1043



SPORTS VA1044



BICYCLES VA1045



MR. EGG VA1046



PUMPKIN PATCH VA1047



POOL BALLS VA1048



POOL TABLE VA1049




DART BOARD VA1051



BALLOONS VA1052



BOOKSHELF VA1053



AQUARIUM VA1054



VORTEX VA1055



CHAIN VA1056



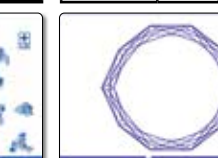
TEDDY BEAR VA1057



FROG VA1058



POPCORN VA1059



GEM VA1060




GEM W/ TARGET VA1060PL



VOLUME VA1022

### VAC Fixed Polarized Vectographs



A OPAQUE VOLUME VA1020  
B CLEAR VOLUME VA1021

## BERNELL MINI VECTOGRAPH KIT

The new Bernell Mini Vectograph kit is an excellent device for training fusional convergence and divergence ranges in true space. The mini-vectographs great cancellation and ability to evoke the perception of SILO (Smaller In/ Larger Out), makes them a valuable asset in visual training. The BC275HV is used for training of lateral (eso and exo) phorias and training vertical phorias. The new clear holder has PD markings for both horizontal and vertical training. The new sizing of the mini-vectographs work in both training orientations.

### Bernell Mini Vectograph Kit

BC275HV

#### Kit Includes:

- Clear Holder
- Mini-Vectograph Pair
- New Age Polarized Goggle
- Instruction Manual



UPDATED PRODUCT!

### Bernell Mini Vectograph Pair (Replacement)



BC275VA

Order Now by Phone at (574) 259-2070 or Go To [www.bernell.com](http://www.bernell.com) 106

EXAM ROOM NEEDS

ASSESSMENTS

OPTICAL

VISION THERAPY

NEURO REHABILITATION

LOW VISION

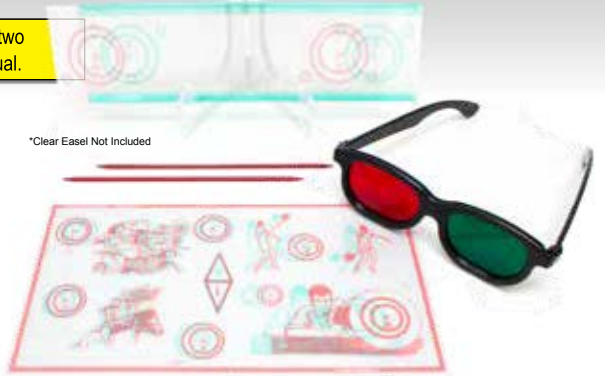
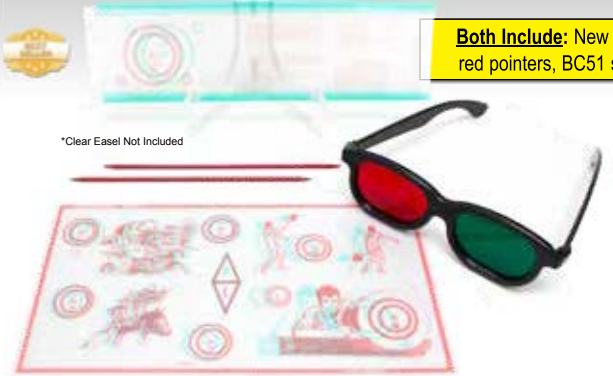
REFERENCE

# VECTOGRAMS, VECTOGRAPHS & TRANAGLYPHS

## VARIABLE TRANAGLYPH™ KIT (920 SERIES)

## VARIABLE TRANAGLYPH™ KIT (925 SERIES)

**Both Include:** New Age Red/green goggles, two red pointers, BC51 slide and instruction manual.



A simple cost-effective technique for improving fusional reserves. Variable prismatic trainer has a 40PD Base-In/Base-Out range.

Similar to the 920 Trainer, the 925 has an added vertical scale. Variable sliding trainer has a horizontal range of 36D Base-In/Base-Out, and +/- 5D range at vertical.

**BC920WS (Kit)**

**BC920 (Without BC51 Slide)**

**BC925WS (Kit)**

**BC925 (Without BC51 Slide)**

## VARIABLE TRANAGLYPH™ JUMP DUCTIONS KIT (930 SERIES)

The BC930 is a variation of our popular 920 and 925 instruments. The BC930 slide has the ability to do jump ductions with a wide range of base in and base out options. Either side of the 930 slide can be set to various base-in or base-out values. Since it has its own holder, the card may easily be held in the primary position of gaze, to either side, or superior or inferior. This is very valuable for sports vision training of superior or inferior gazes.



**Includes:** New Age Red/Green goggles, two red pointers, and instruction manual.

**BC930K**

## VARIABLE TRANAGLYPH™ KIT (500 SERIES)



**BC500K (Kit)**  
**SAVE OVER 20%**

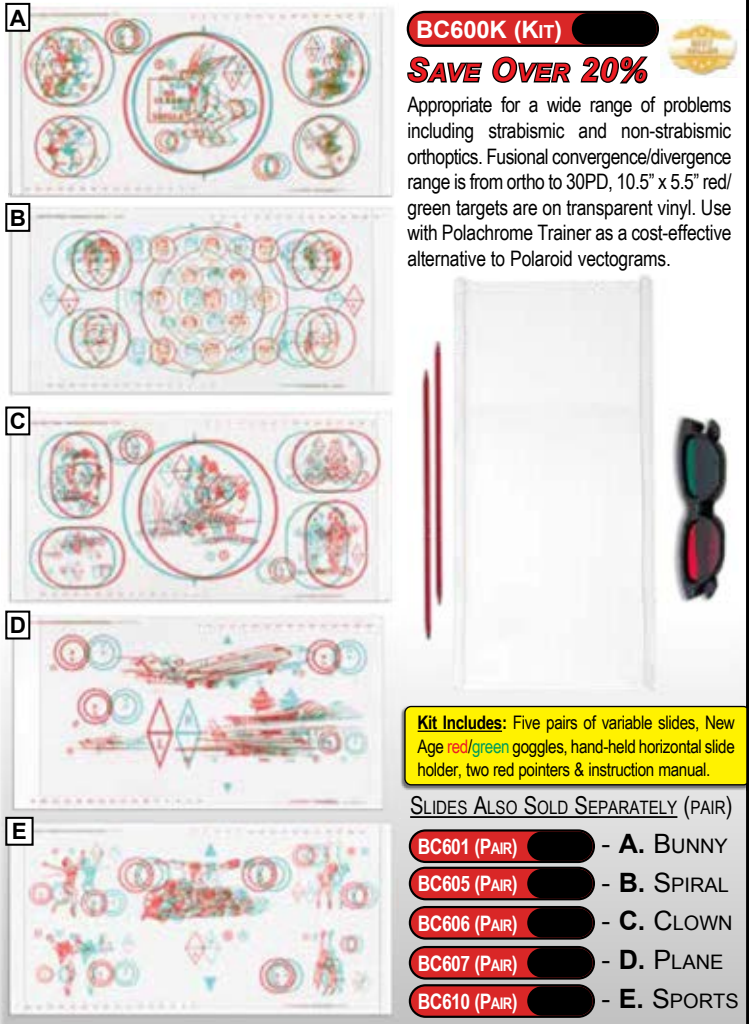
Variable prismatic red/green slides help build initial reserves through peripheral and central fusion as well as stereopsis. Effective home training slides feature 5.5" x 10.5" red/green targets on transparent vinyl.

**Kit Includes:** Three variable slide pairs, New Age red/green goggles, hand-held horizontal slide holder, two red pointers and manual. Ideal for use with our Polachrome Trainer or the new Illuminators. Circles are 4-1/4" diameter.

### SLIDES ALSO SOLD SEPARATELY (PAIR)

- BC510** - A. PERIPHERAL FUSION
- BC515** - B. PERIPHERAL & STEREOPSIS
- BC520** - C. PERIPHERAL & CENTRAL

## VARIABLE TRANAGLYPH™ KIT (600 SERIES)



**BC600K (Kit)**  
**SAVE OVER 20%**

Appropriate for a wide range of problems including strabismic and non-strabismic orthoptics. Fusional convergence/divergence range is from ortho to 30PD, 10.5" x 5.5" red/green targets are on transparent vinyl. Use with Polachrome Trainer as a cost-effective alternative to Polaroid vectograms.

**Kit Includes:** Five pairs of variable slides, New Age red/green goggles, hand-held horizontal slide holder, two red pointers & instruction manual.

### SLIDES ALSO SOLD SEPARATELY (PAIR)

- BC601 (PAIR)** - A. BUNNY
- BC605 (PAIR)** - B. SPIRAL
- BC606 (PAIR)** - C. CLOWN
- BC607 (PAIR)** - D. PLANE
- BC610 (PAIR)** - E. SPORTS

## OUTER SPACE VARIABLE TRANAGLYPH™

## NECKLACE 3D VARIABLE TRANAGLYPH™

Available as tranaglyph only or as part of a kit. Kit includes tranaglyph, horizontal slide holder & card (BC550), New Age red/green glasses & manual.



**BC14K (Kit)**

**BC14 (Slides Only)**

### SEPARATIONS

- Spaceman:** +6mm of separation (Outward in ortho position)
- Satellite seen by right eye (red lens)
  - Spaceship seen by left eye (green lens)
- Lander:** -4mm of separation (Inward in ortho position)
- Light seen by right eye (red lens)
  - Flag seen by left eye (green lens)
- Rover:** 0mm of separation (ortho position)
- Dish seen by right eye (red lens)
  - Mini Rover seen by left eye (green lens)

The Outer Space Variable Tranaglyph is an excellent training device for base-in and base-out therapy.

- 10.5" x 5.5" Red/Green slides on transparent vinyl.




**BC11K (Kit)**

**BC11 (Slides Only)**

- 3D Modeled Variable Tranaglyph.
- Comparable to the popular Quoit Vectogram.
- 10.5" x 5.5" Red/Green slides on transparent vinyl.

**HOME ALTERNATIVE TO IN-OFFICE QUOIT (SOV2)**

## CLOCK 3D VARIABLE RANDOM DOT TRANAGLYPH™




The Random dot 3D Clock Variable Tranaglyph is an excellent training device for both the mid-level and final stages of base-in and base-out therapy. Unlike the typical 3D training images, random dot images can not be seen unless the highest level of fusion is achieved. The images simply look like a page full of dots, until the two eyes and brain combine these two sets of unique images into a single three dimensional image. This makes it an excellent therapy technique for those patients who are simply guessing or malingering with traditional cards sets. **Inks are high density to increase contrast when viewing binocularly.**

Available as tranaglyph only or as part of a kit. Kit includes tranaglyph, horizontal slide holder & card (BC550), New Age red/green glasses & manual.

**BC12 (Slides Only)**

**BC12K (Kit)**

## BERNELL RANDOM DOT VARIABLE TRANAGLYPH™



Now you can train using high levels of binocular skills. This slide can allow those with high amounts of esophoria or exophoria to experience random dot 3-D pictures for the first time. Use our Red/Green flipper (BC1270RG) and get even more flexibility in training.

**BC901**

(Slide holder (BC1001) not included)

## BRACELET FIXED TRANAGLYPH™

The Bracelet Tranaglyph is an excellent training device for fusional and suppression therapy.

The small chain circle should appear to stand forward and the larger behind the letters. If using the reversible spectacles and the red lens is over the left eye instead of the right, this position is reversed, and so is the eyes' relationship to lines 4 and 6. Line 4 is seen only by the left eye, and line 6 is seen only by the right eye, these are the suppression checks. The other lines are seen by both eyes.

4" x 5.5" red/green targets are on transparent vinyl. Works with 550 holder or dual polachrome orthopter. Can be used with the Necklace 3D Variable Tranaglyph™ (Pictured Above).



**BC13 (Slide Only)**

## VARIABLE TRANAGLYPH™ SLIDES (800 SERIES)

The 801 Slide set combines both vertical and horizontal targets. Variable fusional training is achieved for either vertical or lateral imbalances by simply rotating the targets and 550 holder 90°. The Box-X-O anti-suppression check separates the vertical and lateral targets and alignment check, regardless of the orientation.

**BC801**

The 802 Slide set has two horizontal targets with differing stereoscopic demands, and monocular clues for those who might have difficulty achieving or maintaining 3-D images.

**BC802**

802 SLIDE



801 SLIDE



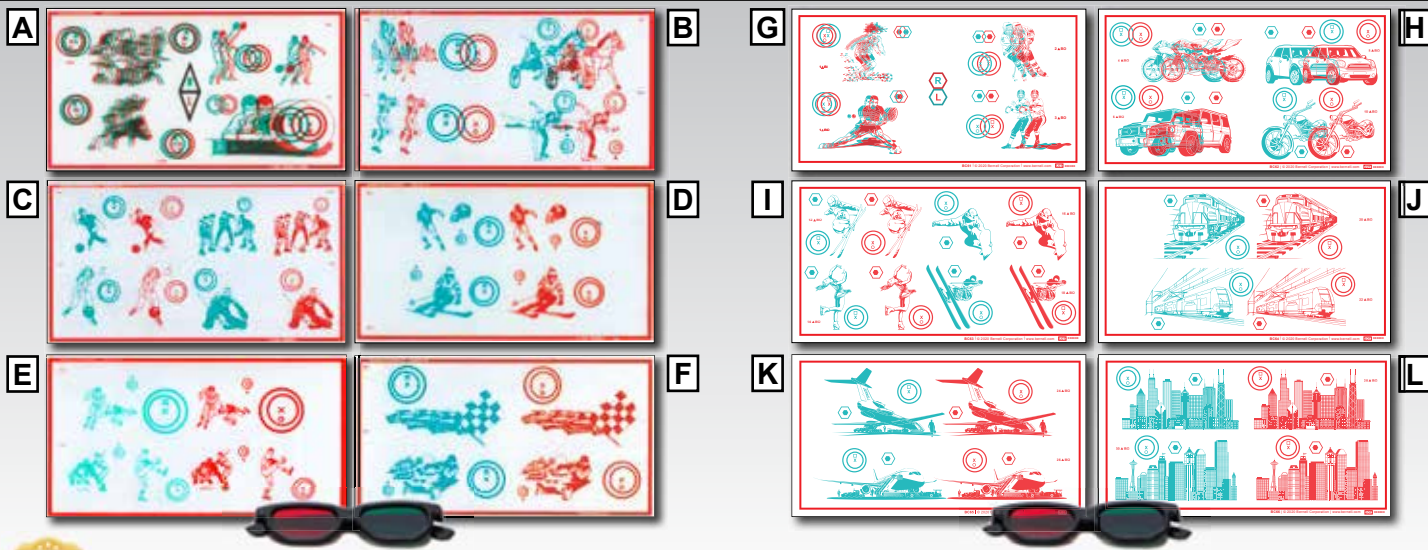
EXAM ROOM NEEDS  
ASSESSMENTS  
OPTICAL  
VISION THERAPY  
NEURO REHABILITATION  
LOW VISION  
REFERENCE

# VECTOGRAMS, VECTOGRAPHS & TRANAGLYPHS

## FIXED DEMANDS TRANAGLYPH™ KITS (50 SERIES & 60 SERIES)

Ideal for testing or training in true space at the office or home. Trains suppression while also developing fusion and stereopsis. Non-variable prismatic Red/Green slides build fusional convergence & divergence. 2PD increments from 0 to 30PD BI or BO. 10" x 5.5" Red/Green targets on frosted vinyl. Can be used with Polachrome Trainer.

**Kits Include:** 6 slides, slide legs, New Age Red/Green goggles, two red pointers and manual.



**BC50K (KIT) SAVE OVER 20%**

**BC60K (KIT) SAVE OVER 20%**

SLIDES ALSO AVAILABLE SEPARATELY:

- A. BC51 (1-3PD) - BIKE, TENNIS
- B. BC52 (4-10PD) - HORSE
- C. BC53 (12-18PD) - BOWLER, HOCKEY
- D. BC54 (20-22PD) - FOOTBALL, SKIER
- E. BC55 (24-26PD) - FOOTBALL, BASEBALL
- F. BC56 (28-30PD) - RACE CAR, SNOWMOBILE

SLIDES ALSO AVAILABLE SEPARATELY:

- G. BC61 (1-3PD) - SPORTS
- H. BC62 (4-10PD) - BIKES & CARS
- I. BC63 (12-18PD) - WINTER SPORTS
- J. BC64 (20-22PD) - TRAINS
- K. BC65 (24-26PD) - AIRPLANES
- L. BC66 (28-30PD) - CITYSCAPES



### VERTICAL FIXED TRANAGLYPHS™ (70 SERIES)

The test for vertical fusional reserve. Non-variable prismatic Red/Green slides provide 0.25PD to 2PD in 0.25PD increments. Allows for normal head tilt without eye strain or double vision. Red/Green targets are silk screened on frosted vinyl. Slides measure 5.5" x 10". Can be used with Polachrome Trainer.

A. BC71 B. BC72

## BLACK BACKGROUND FIXED DEMANDS TRANAGLYPHS™

These offer excellent cancellation with no ghost images. These fixed demand targets of different states and active sport figures provide flat fusion from 1-3 prism diopters, 2nd & 3rd degree fusion from 4-28 PD. BI & BO therapy is possible using a Red/Green flipper or switching the lenses in the goggles. Comes as a set of 5 cards and one Red/Green flipper. Slides can also be purchased individually.



**BCB1-5 (B1 through B5 Slides)**  
**SAVE OVER 20% WITH KITS**  
**BCB6-10 (B6 through B10 Slides)**

SET OF 5 SLIDES &  
1 RED/GREEN FLIPPER



INDIVIDUAL SLIDES



FLIPPER HOLDER

**BCFH - HOLDS 12 FLIPPERS**

**BC1270 (+ Power)**

**BC1270PLANO**

## ACCOMMODATIVE FLIPPERS



Test and train for accommodative facility, accommodative rock, positive/negative relative accommodation and convergence and fusional convergence reserves. May delay bifocal use with some early presbyopes. Assists in hyperopia screening and lens demonstrations. Durable, white plastic holds shape under low heat for lens insertion. Powers listed on handle for quick reference when working with a patient.

**All our high quality flippers are made in USA with glass lenses only!**

Flippers come with one pair plus lenses and one pair of minus lenses. Select from +/- 0.25 to +/- 4.00 diopters in 0.25D increments or +/- 4.

**GREAT FOR OVER-REFRACTING CONTACT LENSES OUTSIDE THE PHOROPTER!**

**EXAMPLES FOR ORDERING:**

+ 0.25/-0.25 PART NUMBER = BC127025  
+3.00/-3.00 PART NUMBER = BC1270300

Most flippers in powers above are in inventory and will be shipped same day. **Save \$2 per flipper on orders of 20 or more!**

## ACCOMMODATIVE FLIPPER SET

Professional level six-piece set features plus/minus powers of 0.25, 0.50, 1.00, 1.50, 2.00 and 2.50 diopters. Deluxe black carrying case or the economy flipper holder included. Specify which you prefer. Flippers come with 6 colored handle covers (FCOV).



Flipper Set with Deluxe Carrying Case Deluxe Carrying Case Only

**BC1270SET**

**BERFC**

Flipper Set with Clear Acrylic Flipper Holder  
See pg. 99 - BCPFS9 for picture.

**BC1270SETH**

**SPECIAL ORDER:**

Get your choice of **ANY** (6) standard flippers in the same case.

**BC1270SETSP**

## ANY FLIPPER

CAN BE ORDERED WITHOUT **BERNELL** NAME & NUMBER



**BC1270NI**



## SPECIAL ORDER FLIPPERS

**BC1270S**



Any combination of four powers or higher powers than +/-4.00D

(Please allow two weeks for delivery of special orders)

Download a copy of our custom flipper sheet at [www.bernell.com](http://www.bernell.com). Fill it out and email or fax it to us.

## COLORED FLIPPER HANDLE COVERS

Vinyl covers allow you to color-code your flippers any way that you like. Makes finding a flipper or directions for patients much easier.



Available in: Green, Black, Red, Yellow, Navy, and Gray.

Please specify color when ordering

**FCOV**

Sold in packages of 6



## EMPTY FLIPPER WITH FOUR CELLS

(NO LENSES, BLANK WHITE OR BLACK PLASTIC FLIPPER ONLY)

Flippers do not come with powers or our name printed on handle.

**BC4F (WHITE)**

**25-99**

**100 or more**

**BC4FB (BLACK)**

Contact us today for a quote on larger quantities

FLIPPERS - **BERNELL** SELLS MORE FLIPPERS THAN ANY COMPANY IN THE WORLD!

# REVERSING FLIPPERS

Flipper features two sets of lenses to alternate demand. Used with Vectograms or Tranaglyphs to reverse Base-In/Base-Out demands.



**RED/GREEN**

**BC1270RG**



**POLARIZED**

**BC1270POL**

**COMBO:  
POLARIZED & RED/GREEN**

**BC1270RGP**

## HYPEROPIA SCREENING FLIPPERS



**Available Powers:**  
+1.00 to +3.00 in 0.25 increments.

One equal pair of plus spherical with one pair black occluders inserted.

**BC1284 (+ POWER)**

Please specify diopter power when ordering such as BC1284150 for + 1.50.

## ROCK FLIPPERS



**Available Powers:**  
+/- 0.25 to +/- 4.00 in 0.25 increments.

Rock Flippers have a plus lens and occluder. The reverse side have an equal minus lens and occluder.

**BC1277 (+ POWER)**

Please specify diopter power when ordering such as BC127750 for +/- 0.50.

## PEDIATRIC ACCOMMODATIVE FLIPPER SET WITH STAND (+/- 0.50 THRU 3.00 IN HALF STEPS)



This Pediatric Accommodative Flipper Set with acrylic stand was designed with various fun pediatric characters to engage young patients during testing/training. Each flipper contains an adjustable track to vary the PD distance as well as a thick handle for a comfortable grip. The flippers range from +/- 0.50 diopters up to +/- 3.00 diopters in half steps and fit nicely in their desktop acrylic stand. These are a great addition to any pediatric practice!


**Pediatric Flipper Set with Acrylic Stand in the following powers:**

+/- 0.50 (Turtle) +/- 2.00 (Frog)  
+/- 1.00 (Crab) +/- 2.50 (Dolphin)  
+/- 1.50 (Star) +/- 3.00 (Fish)

Includes a black storage/carrying case, plus a desktop acrylic holder.

**PEDFLIP6**

## PROFESSIONAL FLIPPER HOLDER



Conveniently organizes flippers and helps to prevent damage and dust. This sturdy unit features heavy-duty plastic construction and a hinged acrylic cover.

- Holds 8 flippers (Not Included).
- Flipper holder fits handles with covers.

## FLIPPER COVERS

**GRFC**

- Covers are made of cotton and easily slide over Flippers.
- Has drawstring to secure cover to flipper.

**Colors: Pastel  
Quantity: 6**



## CLEAR ACRYLIC FLIPPER HOLDER



This clear holder for 9 flippers is made of rigid acrylic. Holds flippers upright, yet is substantial enough to keep them from moving when removing flippers with just one hand. Holes can accommodate flipper handle covers.

**BCPFS9**

**Some international flippers are priced lower than ours, but watch out! They will charge you international shipping and taxes. Save time and money and buy from Bernell!**

# PRISM FLIPPERS

Professional training with two yoked prism pairs. Beginning with the highest powers through which a patient can fuse and focus, prism flippers are exchanged for the next higher powers through the training sequence. Great for early presbyopes with high exo with new bifocals! Please specify diopter power when ordering. Prism's base and power are marked. Prisms can be rotated, but are delivered as BI and BO. Higher power flat lens flipper combinations are available, please contact us for more info.

## FLAT LENS FLIPPERS

PART #	DIOPTERS	PRICE
<b>BC1275+</b>	0.25, 0.50, 0.75, 1-7D	
<b>BC1276+</b>	8-10D,	
<b>BC1276+</b>	12D & 15D	



**Example for ordering:**  
5 PD flipper = 10 PD range  
(5PD lens + 5PD lens)



ACRYLIC PRISM FLIPPER SET SHOWN

*Note: All prism flippers now include black leather imprinted cases.*

## CORRECTED CURVED LENS FLIPPERS

PART #	DIOPTERS	PRICE
<b>BC1275+CC</b>	0.25, 0.50, 0.75, 1-7D	
<b>BC1276+CC</b>	8-10D	

## FLAT PRISM FLIPPER SET **SAVE OVER 10%**

Professional quality six-piece set includes: 2, 3, 4, 5, 6, & 8 diopter flat prism flippers with colored handles covers. Additionally, you receive a deluxe black carrying case (BERFC - \$30.95 value! See page 98.)



**BC1275SET** **OUR MOST POPULAR KIT!**

## SPECIALTY ORDER PRISM FLIPPERS

Special Order Prism Flippers available in any four powers above. Pricing based on highest power. Please allow two weeks for delivery. Go online to download the Special Order Flipper Diagram.

PART #	DIOPTERS	PRICE
<b>BC1275S</b>	FLAT: 0.25, 0.50, 0.75, 1-7D	
<b>BC1276S</b>	FLAT: 8-10D	
<b>BC1275SCC</b>	CORRECTED CURVE: 0.25, 0.50, 0.75, 1-7D	
<b>BC1276SCC</b>	CORRECTED CURVE: 8-10D	

## ECONOMY PRISM FLIPPER SET

Comes with any 4 flippers of 0.25, 0.50, 0.75 or 1-7D power flat prisms, colored flipper covers and Acrylic Flipper Holder (BCPFS9 - \$32.95 value! See page 99.)

**BC1275ESET** **SAVE OVER 15%**

## CORRECTED CURVE PRISM FLIPPER SET

Six-piece flipper set comes with same prism powers at **BC1275SET** but in corrected curve lenses, plus deluxe case and colored flipper covers.

**BC1275SETCC** **SAVE OVER 10%**

## MONOCULAR FLIPPERS

Color: Dark Gray with Black Label



Spherical lenses are 48mm in size and allow easy awareness of periphery. Ideal for perceiving SILO effect as well as other activities. Easy use for right or left handed persons.

**Big enough for trial use of adds or to balance a prescription!**

### Available Powers:

- + 0.25, 0.50, 0.75, 1.00, 1.25, 1.50, 1.75, 2.00, 2.25, 2.50, 2.75, 3.00, 3.25, 3.50, 3.75, 4.00, 4.50, 5.00, 5.50, 6.00, 7.00, 8.00, 10.00D.
- 0.25, 0.50, 0.75, 1.00, 1.25, 1.50, 1.75, 2.00, 2.25, 2.50, 2.75, 3.00, 3.25, 3.50, 3.75, 4.00, 4.50, 5.00, 5.50, 6.00, 7.00, 8.00, 10.00D.

**MFLIP + (POWER)**

## BASE UP BASE DOWN PRISM FLIPPERS

Please specify diopter power when ordering. Prism's base and power are marked.

Prisms can be rotated, but are delivered as BU and BD.




PART #	DIOPTERS	PRICE
<b>BC1278+</b>	0.25, 0.50, 0.75, 1.00, 1.50, 2.00, 2.50, 3.00, 4.00D	
<b>BC1278ESET</b>	Set - Pick 4 Flippers plus Clear Acrylic Flipper Stand	


# ACCOMMODATION

## ACCOMMODATIVE ROCK CARDS & KIT

Designed by Dr. Frank Terranova, card series measures & trains accommodative facility. Prevents patient memorization. Five 3-part sets include single letter, tumbling E, 3, 4 & 5 letter words.



**BC11995K (Kit)**



**BC11995 (Cards)**

The **Accommodative Rock Cards Kit** includes the 15 cards plus a pair of New Age red/green goggles and the new red/green bar reader (BC1323 – pg. 90) that works specifically with the accommodative cards.

Crispness of lettering and quality of material has been improved.



### SEE TO PLAY: GAZE STABILIZATION EXERCISE<sup>®</sup> (EYE BALLER)

**STPEBE**

This sports vision exercise trains athletes to keep eyes up for “heads up” for distinct gaze control while performing eye, hand, body and mind activities. It improves stabilization of gaze while the body is performing athletic maneuvers, core body stabilization and trains decision making with separate right brain and left brain activities while filtering out visual noise. This exercise is also used in vision concussion rehabilitation as a clinical and home exercise. Charts are printed on white washable vinyl.

**Includes:** 3 Charts (2 - 8.5" x 11") and (1 - 5.5" x 8.5") & Manual

### FOUR CORNER HART CHART SET



**Size:**  
4" x 3.75"

**Two Sided  
Front/Back**

Charts designed for training saccadic movements, but that can be utilized for training techniques in the therapy room, such as accommodation training. These cards are printed on thick, lightweight flexible plastic material to allow the user to easily position and move them to various distances or configurations in the therapy room. Each set includes 4 charts, each one with 36 points letters. **To allow for addition therapy techniques, each chart has two sides, one with colored letters and one with black.**

Thick flexible and washable plastic material.

**BC4DC36**

Includes a QR code with link to various activities.

### SIGHT WORD ROCK USES DOLCH SIGHT WORDS



**BCSWR**

**Includes:** 2 Bound Booklets (Far and Near) with instructions  
**Material:** Cardstock  
**Size:** 8.5" x 11" (Far Booklet) and 4.25" x 5.5" (Near Booklet)

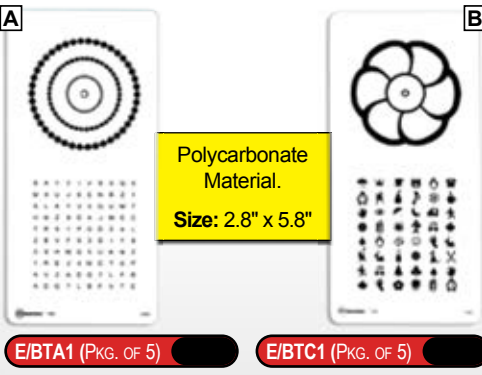


This product lets you take accommodation therapy to the next level. After successfully completing the Hart Chart Therapy, the Sight Word Rock charts may be used while working on sight words. The charts are based on the Dolch sight word lists which vary in difficulty from pre-primer to third grade level. Sight Word Rock also trains the students to move their eyes from word to word instead of from letter to letter to better develop reading skills. There are five levels of Dolch sight words with two sheets of each level.

### BULL'S EYE TARGETS FROM VTE

**A.) Adult Target:** Pearls design allows you to easily identify the focusing change.

**B.) Childrens Target:** Uses figures instead of letters.



E/BTA1 (PKG. OF 5)

E/BTC1 (PKG. OF 5)

### BULL'S EYE TARGET →

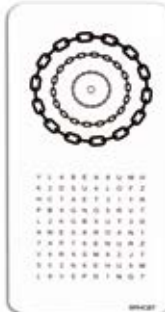
Checks compliance for all accommodative rock procedures. When the patient clearly focuses on the bull's eye, accommodation is being activated. When she focuses on the distance target, accommodation is relaxed (McDonald style).

VT9001 (Package of 3)



### ← BERNELL'S BULL'S EYE CHAIN

HCBT (Pkg. of 5)



This transparent card is derived from our Bull's Eye Target, but has a more refined target to better control accommodation. Secondly, a large matrix of numbers and letters is below the chains to use as an accommodation target as well.

## ACCOMMODATIVE ROCK SET

Near and Far Hart Chart Sets provide matrix for testing and accommodative vision training.

BARCSET (COMPLETE SET)

BCHC (HART CHART SET)

BCBDPQC (BDPQ CHART SET)

BCAAC (ARROW CHART SET)

Save 10% with this kit!




### COMPLETE SET INCLUDES (BARCSET):

- BCHC - Accommodative Hart Chart Set
- BCBDPQC - Accommodative bdpq Chart Set
- BCAAC - Accommodative Arrow Chart Set

### Each Set Includes:

- (1) 8-1/2 x 11 two-sided chart on white card with black print.
- (2) 3" x 5" two-sided laminated white card with black print.



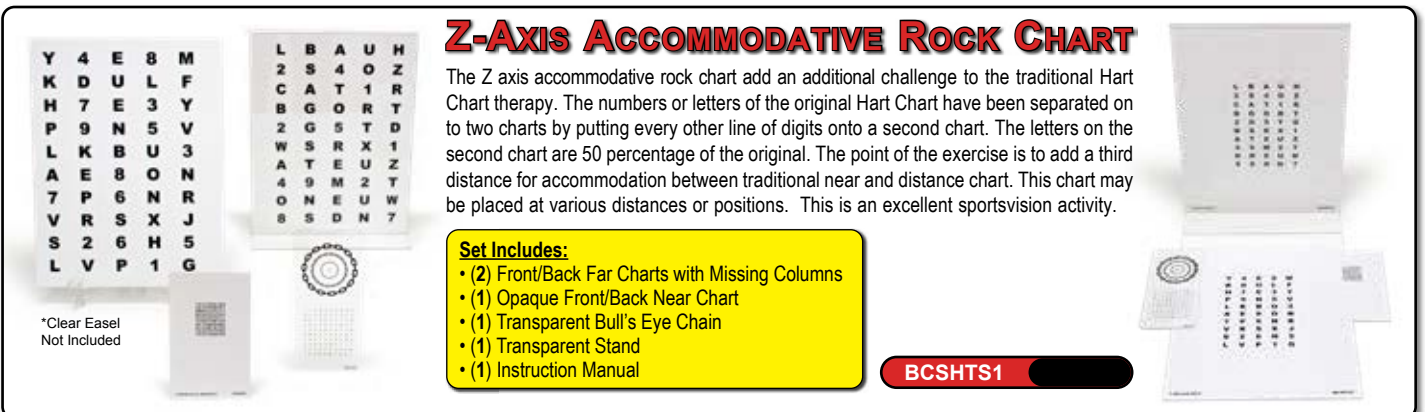
## Z-AXIS ACCOMMODATIVE ROCK CHART

The Z axis accommodative rock chart add an additional challenge to the traditional Hart Chart therapy. The numbers or letters of the original Hart Chart have been separated on to two charts by putting every other line of digits onto a second chart. The letters on the second chart are 50 percentage of the original. The point of the exercise is to add a third distance for accommodation between traditional near and distance chart. This chart may be placed at various distances or positions. This is an excellent sportsvision activity.

### Set Includes:

- (2) Front/Back Far Charts with Missing Columns
- (1) Opaque Front/Back Near Chart
- (1) Transparent Bull's Eye Chain
- (1) Transparent Stand
- (1) Instruction Manual

BCSHTS1




## RED/GREEN HART CHART™ ACCOMMODATIVE ROCK CHART SET

BCHCRG

Near and Far Chart Set provides letter and number matrix for testing and accommodative vision training. This is the classic Hart Chart used by professionals for years.

- Set Includes: (1) 8.5" x 11" chart on white card with black print, (2) 3" x 5" laminated white card with black print, & Red/Green Goggle



# HAIDINGER BRUSH EQUIPMENT

## MACULA INTEGRITY TESTER™ VERSION II

MIT2 (Set)



**Now Includes:** CE wall plug with international adapters.

### BENEFITS OF THE MIT2™ OVER THE ORIGINAL MIT™:

- **Much** easier to see the Haidinger Brush
- Ability to move blue filter between 3 locations to vary difficulty of viewing the brush.
- Control speed of rotations and direction
- Pursuit training with LED flashlight
- Exo training using a distant light source

**UPDATED LANTERN** to reduce light dissipation with covered back.

The MIT 2™ is an improved version of the original Macula Integrity Tester™ for training and testing eccentric fixation. The MIT2™ consists of a separate rotating polaroid unit and electronic control box. This allows the filters and light source to be placed behind the rotating polaroid which makes



PURSUIT TRAINING

### WITH MUCH IMPROVED EASIER-TO-SEE HAIDINGER BRUSH


the Haidinger brush much easier to see. Several can view the brush at the same time and even several feet from the unit. The control box **controls speed and direction** of the brush. Both make seeing the brush easier and allows checking against malingering. An LED flashlight with target is included for a new technique of pursuit training (shown below). This is done by moving the light source while having the patient track a dot and keep the brush rotating around it—specially useful with the optional mazes (below). The MIT2™ comes with the same cards and targets as the original MIT™. It also comes with a handle that screws into the bottom of the moving filter unit to hold it and use sunlight or a fluorescent ceiling fixture to see the brush while looking in different gazes. It allows looking off into the distance through the filter while seeing the brush.

### MACULA INTEGRITY TESTER™ VERSION II - UNIT ONLY

**Includes:** Control Box, Rotating Polaroid Unit and Blue Filter Slide

**Now Includes:** CE wall plug with international adapters.

MIT2U



### SCHIBORR MIT™ TRAINING SLIDE SET - 11 SLIDES

**Developed By:** Katja Schiborr, M.Sc. in Vision Science

This expansive training slide set was designed by Katja Schiborr, M.Sc. in Vision Science, as an accessory set for the Bernell Macula Integrity Tester (MIT™) for use in testing and training of fixation using Haidinger's brush visual feedback. Various slide designs are utilized in the set to keep patient interest, as well as increase their visual skill level as they advance through therapy.

The slide set includes instructions for use with the 11 slides which include: Target, Number, Letter, Line and Maze slides.

Made of clear, durable acrylic.

KSMITSET

### MACULA INTEGRITY TESTER™ VERSION I

Compact, quiet, illuminated instrument features Haidinger Brush for training and testing those with eccentric fixation.

BC675C (COMPLETE MIT™ KIT)



**System Includes:** MIT™, multiple dot slide, multiple ring slide, Snellen slide, MIT™ aperture cards, blue/black goggle, cellophane reversal plate, blue cross slide, all-blue filter slide and two red pointers. Non-breakable plastic. 40W bulb included (not available in 220V). All replacement parts sold separately.

EXTRAS/REPLACEMENTS	PART #	PRICE
MIT™ TESTER ONLY (NO SLIDES/GLASSES/APERTURES)	BC675INC	
REPLACEMENT BLUE/BLACK GOGGLES	BC1035	
REPLACEMENT COLORED BLUB 40W	RP-675B	
BLUE FILTER CROSS SLIDE	BC1041	
BLUE FILTER SLIDE	BC1042	


### MIT™ TRAINING MAZES

8 SLIDES

BC1044

This set of 8 MIT™ Training Mazes has black lines with increasing degrees of difficulty. They are designed to fit in either the original MIT™ or the new MIT™ 2.

The object is for the patient to be able to move the Haidinger Brush through the maze, controlling the location of the brush with the fovea. This advanced technique should be done as one of the final phases of MIT™ therapy. **Made of clear, durable acrylic.**



### SINGLE OBLIQUE MIRROR STEREOSCOPE FOR MIT™

Precision instrument used with either MIT™ to train for macular fixation under binocular conditions.

**Includes:** 8 pairs of fusion cards, removable 42.5mm +6.00 lenses and 2 red pointers.

(Shown with MIT™ tester **sold separately**, see BC675C.) Also works with new MIT2.

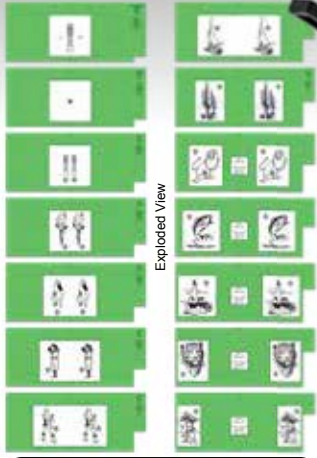
BCSOMMIT



Replacement Sports/Action Card Set (Included with Kit)

# APERTURE RULE™ TRAINER KIT

A standard instrument in most Vision Therapy programs. Features progressive fixed demand. Polarized or colored lenses are not required. Helps improve low fusional and accommodative reserves, poor stereopsis, fixation disparity suppression and tight accommodation/convergence relationship. The AP trainer assists patients with asthenopia and visually related learning problems. 30PD Base-Out to 17.5PD Base-In.



*Great for  
in-office or  
home therapy!*



PART #	QUANTITY	VOLUME DISCOUNTS
BC1050BK (KIT)		

We offer **quantity discounts** because many doctors use this kit for the patient to own and use after the VT program is over for part of their retention therapy.

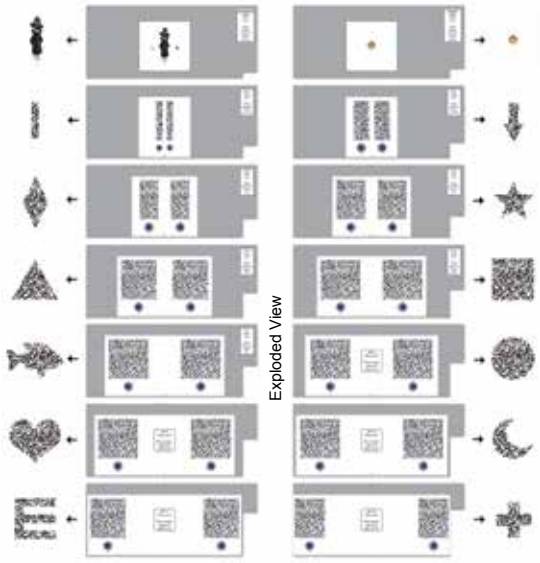
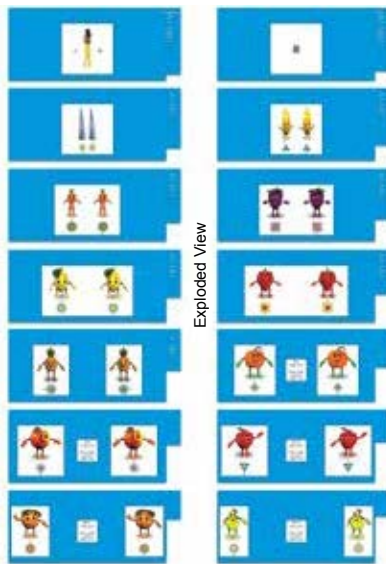
**Kit Includes:** Sports/Action Card Set, single and double aperture sliders, red pointers and manual.

**BC1050CBBK**

## 3D CHARACTER APERTURE RULE™ CARDS

## RANDOM DOT APERTURE RULE™ CARDS

## BERNSTEIN BEAR APERTURE RULE™ CARDS



Bernstein Bears for pediatric use. Techniques and target designs are developed for child motivation. Set of 12 black & white images are bound together and fit the Aperture Rule Trainer Kit.

This character card set is the first 3D training set for the Aperture Rule™. The set of 12 full color 3D images are bound together and fit the Aperture Rule Trainer Kit. Each card contains unique characters that appear 3D when fused. Great for adults & kids!

Random dot card set for the Aperture Rule™. The set of 12 black and white random dot images are bound together and fit the Aperture Rule Trainer Kit. Each card contains a unique image that appears when fused.

**BC1050BBBK**

**BC1050ES3**

**BC1050ES4**



## Circus Characters Aperture Rule™ Cards

Colored character flat fusion card set for the Aperture Rule™. It features missing objects that when fused come together.

The set of 12 full color images are printed on a durable material with rounded corners. The cards are bound together and fit the Aperture Rule Trainer Kit. Fun for adults and kids!



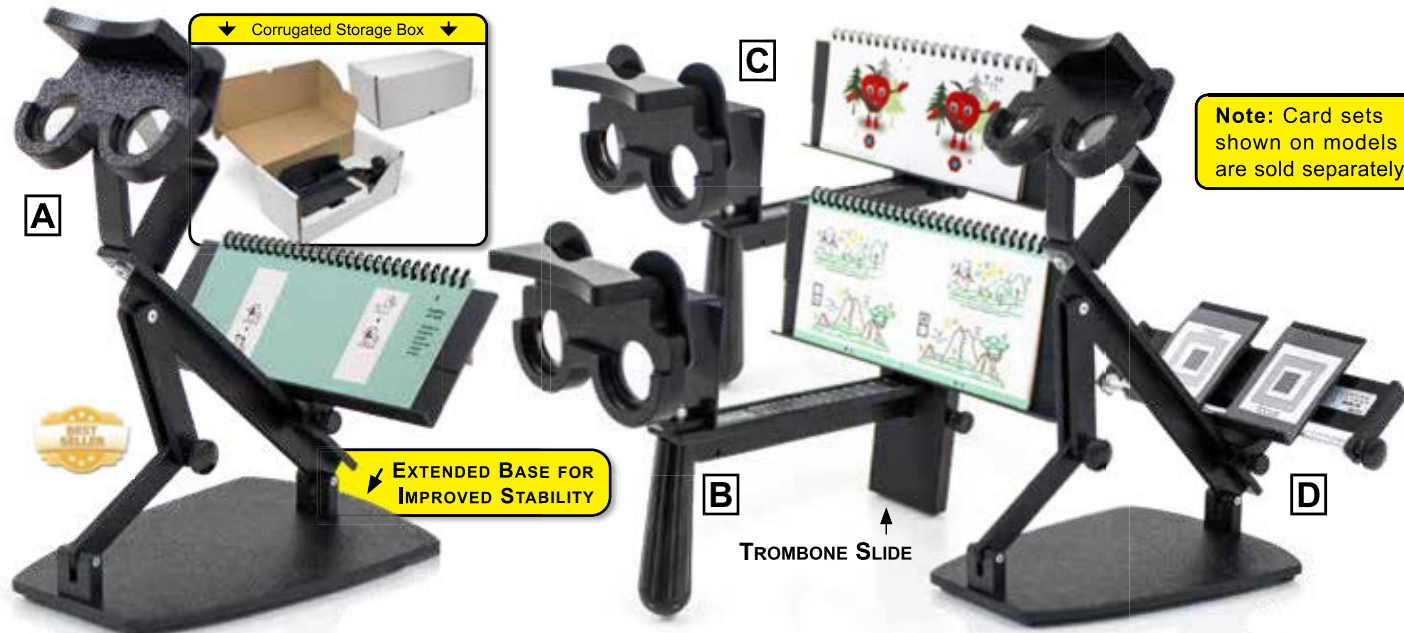
**VTP-1050ES1**



# BINOCULAR TRAINING

## BERNELL-O-SCOPE™ MODELS

A stereoscopic/cheirosopic instrument can be used for assessing binocular function as well as training. Features cheirosopic drawing to break down suppression while enhancing binocular stability. Additionally, Base-In and Base-Out training improves binocular reserves. Carrier is adaptable for flat, curved or variable slides used for 200mm focal length skills test, Base-In and Base-Out as well as cheirosopic training. Also adaptable for full-size non-variable book-form stereograms. High impact ABS plastic, the instrument is durable, lightweight and can be hand-held or set on table. +5.00D spheroprism lenses included. When inserted, these lenses make testing/training without near demand (appears as distant target). Movable occluders and wells for 38mm trial lenses. Has a headrest. **Bernell-O-Scope™** is height adjustable. Testing and training cards sold separately. Original Model instrument now comes in die-cut, corrugated case for dust-free safe storage.



### A. BERNELL-O-SCOPE™ STANDARD

Includes single well to hold trial lenses. **Great for home VT!**

- |   |                        |
|---|------------------------|
| <b>INSTRUMENT &amp; DUST-FREE STORAGE BOX</b> | <b>INSTRUMENT ONLY</b> |
| <b>BC200</b>                                  | <b>BC200WC</b>         |

### B. & C. BERNELL-O-SCOPE™ HANDHELD

Similar to the **Bernell-O-Scope™ Original Model** but handheld. Made with and without trombone slide. Trombone slide allows patient to quickly and easily trombone demand. Same lens powers and prism. Includes single well to hold trial lenses. **Great for home VT!**

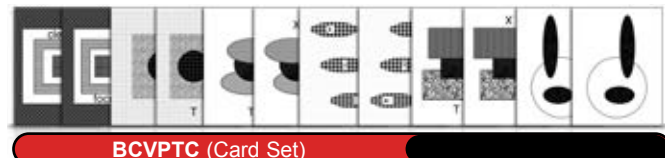
- |  |
|--|
| <b>B. BC200HTB (With Trombone Slide)</b>   |
| <b>C. BC200HH (Without Trombone Slide)</b> |

### D. BERNELL VARIABLE PRISMATIC TRAINER™

A professional instrument for variable orthoptic training. Matched left/right card sets are placed in appropriate guides and separated or integrated with the precision thumb-screw adjustment creating either a Base-In or Base-Out demand. Same high-impact ABS plastic Bernell-O-Scope, but with Prismatic Trainer Attachment.

- |   |   |
|---|---|
| <b>BERNELL-O-SCOPE™, PRISMATIC TRAINER™, &amp; CARD SET</b> | <b>PRISMATIC TRAINER™ &amp; CARD SET (WITHOUT BERNELL-O-SCOPE™)</b> |
| <b>BC200VPT</b>   | <b>BCVPT</b>  |

#### PRISMATIC TRAINER CARD SET 6 PAIRS OF BLACK/WHITE CARDS



### CHEIROSCOPIC TRACINGS SLIDE HOLDER FOR THE BERNELL-O-SCOPE™

This adapter slides onto the Bernell-O-Scope™ shaft to add the functionality of performing cheirosopic tracings. The adapter is made of high impact ABS plastic and has thumb screw to lock the adapter in place.



The *Cheirosopic Tracings Slide Holder* does not include the *Bernell-O-Scope™* or any *cheirosopic tracing forms*.

- |                 |
|-----------------|
| <b>BC200ESH</b> |
|-----------------|

### TEST BOOKS FOR THE BERNELL-O-SCOPE™


**Updated test book quality and accuracy.**

Far tests have vertical & lateral phoria, fusion, visual acuity and stereopsis (depth perception); near tests have lateral phoria and fusion. Pre-kindergarten through adult levels. Ten score sheets included.

<b>A. PRE KINDERGARTEN TEST</b>	<b>C. SCORE SHEETS (PAD OF 50)</b>
<b>BCVTPK2G</b>	<b>BCF402</b>
<b>B. VISION TEST CARD BOOK</b>	
(Similar test with reading suppression at near)	
<b>BCVTA</b>	

# BASE-IN AND BASE-OUT SLIDE SETS FOR **BERNELL-O-SCOPE™**

ADD MORE FUN AND CHALLENGE TO TRAINING WITH OUR NEW **LANDSCAPE LINE JUMP DUCTION** BASE-IN AND BASE-OUT CARD SETS THAT COME WITH MULTI-LEVEL SUPPRESSION CHECKS. ANOTHER ADDED OPTION IS THE NEW **RANDOM DOT STEREOGRAM** BASE-IN AND BASE-OUT CARD SETS THAT FEATURE HIDDEN SHAPES IN THE RANDOM DOT PATTERNS. THESE HIDDEN SHAPES ONLY APPEAR IF BOTH EYES ARE WORKING TOGETHER FOR PROPER FUSION.



Bring interest and variation to your VT. The sets of eight or nine coated cards are bound together for use with the **Bernell-O-Scope™**. Each slide is marked with convergence demand and starts with a card with zero demand. **Buy in volume and save with our discounts! Mix and match sets, or buy multiple cards sets for your therapy room.**

LETTER	NAME	BASE-IN	DESCRIPTION	BASE-OUT	DESCRIPTION	VOLUME DISCOUNTS
A & B	Landscape Line Jump Duction	BC200LLI	• PD Range (0-14) • 8 Cards	BC200LLO	• PD Range (3-27) • 8 Cards	
C & D	Random Dot	BC200RDI	• PD Range (0-14) • 8 Cards	BC200RDO	• PD Range (0-17) • 9 Cards	
E & F	3D Characters Jump Duction	BCBIB	• PD Range (0-14) • 8 Cards	BCBOB	• PD Range (3-17) • 8 Cards	
G & H	3D Characters White Background	BC200VI	• PD Range (0-14) • 8 Cards	BC200VO	• PD Range (0-17) • 9 Cards	
I & J	3D Characters Black Background	BC200FI	• PD Range (0-14) • 8 Cards	BC200FO	• PD Range (0-17) • 9 Cards	
K & L	3D Pictures	BC200CSBI	• PD Range (0-14) • 8 Cards	BC200CSBO	• PD Range (0-14) • 8 Cards	
M & N	Original 3D	BIRVT	• PD Range (0-16) • 9 Cards	BORVT	• PD Range (0-24) • 9 Cards	
O & P	Clip Art Sets	BCBIC	• PD Range (0-14) • 8 Cards	BCBOC	• PD Range (0-21) • 8 Cards	

## **BERNELL-O-PHORE™**

The **Bernell-O-Phore™** is a unique mirror stereoscope, similar in design to a synoptophore, that can easily and quickly assess phorias, depth perception, and fusional abilities with one card set. The **Bernell-O-Phore™** comes with a new randot card set of 26 (13 pairs) full color cards (Pictured on the right). Each pair contains either a unique sport figure, shape pattern or numbered sequence. Images appear when fused. The remaining cards in the set are used to do base-in and base-out training. The testing may be easily performed by the staff prior to the examination as a screening, alerting the doctor that more thorough testing may be required during the examination. Without the lenses placed in the trial lens holder in the eyepiece, it is test at a distance of 33cm or +3.00 of accommodative demand. With the addition of +3.00 lenses (included in the set), there is zero accommodative demand; making it a distance test. Additional card sets will be offered in the future.



**BC300 (Instrument & Cards)**

**BC300ES1 (Cards Only)**

# BINOCULAR TRAINING

## BERNELL FUNCTIONAL BINOCULAR ASSESSMENT TEST BOOKLET (FBAT™)



Artist's rendition of the Dancing Hippo test plate appearing in 3D.


**BCFBAT1**

The Bernell Functional Binocular Assessment Test Booklet, or Bernell FBAT™, was designed to act as both a convenient and portable way to assess the functional binocular vision skills in many different clinic populations. It is a wonderful test when working with non-verbal patients and the pediatric population. Toddlers, or non-verbal children, will often grab in the air in front of a plate, showing good use of their binocular system and localization skill. When used with strabismic patients, the FBAT allows for grading of the degree of binocular dysfunction. There are flat fusion and full 3-D fusion targets, which take up different amounts of the visual field and with different fusion locks or reference targets. The 12 test plates were designed by clinical optometrists, Dr. Gregory Kitchener and Dr. Paul Harris, based on their experience working with these populations.



The product includes 12 test plates in booklet form with instructions, two pairs of Red/Green Glasses (Adult and Child versions), and two red pointers.

Included in the booklet for each test plate are descriptions of the binocular elements tested, expected or common responses, and what information the test provides about the visual process. All of this is printed on the side of the test facing you, while the patient is looking at the plate being described. This fun, yet informative test booklet is a great addition to any practice that sees children, non-verbal patients, or people with strabismus and amblyopia.



## MORGENSTERN COLOR FUSION CARDS (DURABLE NON-GLARE FINISH, 10 CARDS PER SET) - FOR BERNELL-O-SCOPE

### MIXED CONVERGENCE & DIVERGENCE



As therapy proceeds along for the patient - give challenges - go into flexing from a convergence task to a divergence task - build broad ranges.

**SMCDC**

### PRE FUSION



Start every patient with this set and keep going back to it.

**SMPF**

### BASIC FUSION



The "workhouse" of building fusion, alignment and ranges.

**SMBF**

### OEP SELECTED KIT




OEP recommended kit for binocular training. A selection of 10 of the most popular cards from Morgenstern Color Fusion Cards.

**BABOSET**

We offer additional Morgenstern products online. To learn more information, as well as view additional products, visit our website at [www.bernell.com](http://www.bernell.com)

### DIVERGENCE B



Intermediate divergence therapy, ranges of divergence, variety for interest building.

**SMDB**

### DIVERGENCE A



Basic divergence ranges of therapy - diverge on target and flex ranges.

**SMDA**

### CONVERGENCE B



Intermediate convergence therapy, ranges of convergence, variety for interest building.

**SMCB**

### CONVERGENCE A



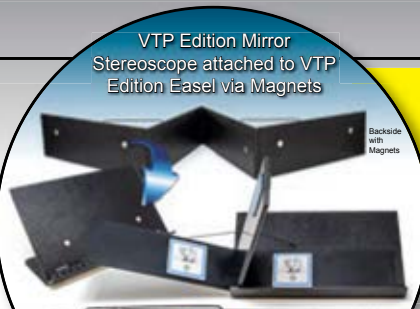
Basic convergence ranges of therapy - converge on target and flex ranges.

**SMCA**



# Mirror Stereoscope Complete Training Kit

VTP Edition Mirror Stereoscope attached to VTP Edition Easel via Magnets



**VTP Edition Complete Training Kit Includes:**

- VTP Edition Mirror Stereoscope
- VTP Edition Adjustable Easel
- 12 Pair of Fusion Cards
- 18 Drawing Targets
- Two Red Pointers
- Ruler
- Manual

Complete Training Kit with Easel

Complete Training Kit without Easel

**VTP-405SET**

**VTP-405**



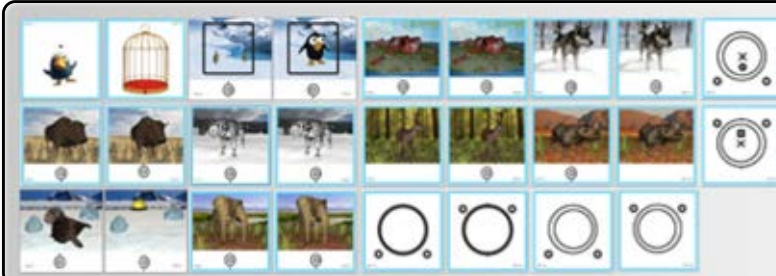
Height Adjustable Easel

VTP Edition Mirror Stereoscope features magnets that are flush on the backside of the device for easy, yet strong attachment to the VTP Edition Easel. The Mirror Stereoscope and Easel are made of rigid ABS plastic and has hidden rubber hinges for smooth movement. The VTP Edition Easel is easy to adjust height and is has a heavier base than the original, which provides better stability in training.

The stereoscope is used during intensive therapy & for retention therapy. It is as important to retain the new visual abilities as it was to train them initially.

This is true space fusion trainer with a 40PD Base-In to 50PD Base-Out range. By changing the configuration, the instrument serves as a single oblique mirror stereoscope or cheiroscope. Trains for simultaneous vision, elimination of suppression, ARC, fusion, stereopsis, cheirosopic drawing skill & development of fusional convergence/divergence reserves. Contains front surface mirrors for less distortion of the image or angles.

**Heavy-Duty Adjustable Easel:** Designed to allow the user to easily adjust the angle to fit the height and comfort setting of the patient. The easel is especially useful when using the mirror stereoscope for cheirosopic training. This easel features a heavier base as well as two strong magnets for easy, yet secure attachment of the VTP Edition Model. Included on the easel is a guide for easy monitoring of the prismatic demand of the patient when training.




## 3D FUSION CARDS SET FOR THE MIRROR STEREOSCOPE

3D modeled base-in and base-out Mirror Stereoscope Fusion Cards. Set of 26 (13 pairs) full color cards. Unique 3D animals and backgrounds. **Fusion cards work with the Mirror Stereoscopes (VTP-405 & BC405) models.**

**BC405ES1**

**PRACTICE MANAGEMENT TIP:** This is a great training tool for offices that don't do In-office VT. I rent the take home version (BC405H) to patients with mild eso or exo problems for \$25 and \$20 deposit for 2 weeks. Often they need it for a 2nd rental. Device pays for itself on the 2nd rental! - Craig Andrews OD

## MIRROR STEREOSCOPE/CHEIROSCOPE HOME VT AND IN-OFFICE MODELS



**Standard Home and In-Office Training Kits Include:**

- Mirror Stereoscope
- 12 Pair of Fusion Cards
- Two Red Pointers
- Adjustable Easel
- 18 Drawing Targets
- Ruler & Manual

### HOME TRAINING KIT

Made of Black Foamcore. Lightweight. Includes BC405H plus Measuring Easel.

**BC405HSET**

### HOME MODEL (BLACK FOAMCORE)

**A. BC405H** - WITH TARGETS & CARDS

### IN-OFFICE TRAINING KIT

Similar design to the Home Model stereoscope, but with the durability necessary for constant in-office use.

**BC405IOSET**

(INCLUDES BC405IO SET PLUS EASEL)

### OFFICE MODEL MIRROR STEREOSCOPE

**B. BC405IO** - WITH TARGETS & CARDS

### MEASURING EASEL

**C. BC405IOEA**

### FUSION CARDS

**D. BC405FC24**

### DRAWING TARGETS

**E. BC405CD18**

For home vision training during intensive therapy and for retention therapy. Doctors now realize that it is as important to retain the new visual abilities as it was to train them initially. Many successful vision training patients have been lost to follow-up because they thought they were cured. It is for this reason that **Bernell** develops vision training equipment for the patient to buy from their optometrist and take home during or after their training. The home model is great for patients to do compliance and retention therapy at home!

This is a Wheatstone-type stereoscope; a true space fusion trainer with a 40PD Base-In to 50PD Base-Out range. By changing the configuration, instrument serves as a single oblique mirror stereoscope or cheiroscope. Trains for simultaneous vision, suppression, ARC, fusion, stereopsis, cheirosopic drawing skill & development of fusional convergence/divergence reserves. Utilizes front surface mirrors for less distortion of the image or angles.

Order Now by Phone at (574) 259-2070 or Go To [www.bernell.com](http://www.bernell.com) 120

EXAM ROOM NEEDS

ASSESSMENTS

OPTICAL

VISION THERAPY

NEURO REHABILITATION

LOW VISION

REFERENCE

# BINOCULAR TRAINING



## WOLFF STANDUP CHEIROSCOPE™

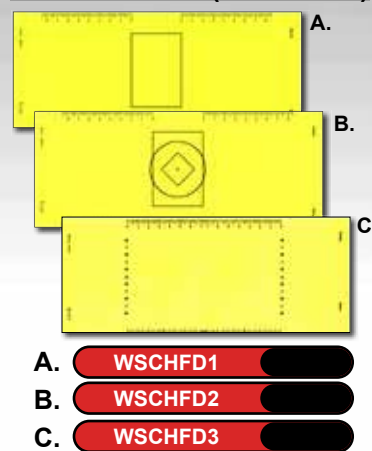
**WSCH (CHEIROSCOPE & 3 TESTING PADS)**

This instrument was designed by Bruce Wolff O.D. as a practical instrument for performance testing and visual therapy procedures. While incorporating new technology, this updated design remains as practical & durable as the original model. Simple design & low maintenance assures years of affordable use.

Easy adjustment makes it practical to administer cheirosopic testing to patients from age 4 through adult. Testing provides information about eye-hand coordination, bi-manual symmetry, and qualities of binocularity such as suppression and binocular stability. Hard copy results can be a valuable tool for understanding functional visual difficulties.

Included is an instruction manual prepared by the Behavioral Vision Project (BVP) that provides a structured guide to a recommended testing sequence. The manual also includes discussions of observations available in testing, analysis and use of testing information, and therapy procedures utilizing the cheiroscope. The Standup Cheiroscope testing and training is taught in seminars held by the Behavioral Vision Project. An initial supply of 3 pads of testing forms (25/pad) and recording forms are included.

## TESTING PADS (75 SHEETS)



- A. **WSCHFD1**
- B. **WSCHFD2**
- C. **WSCHFD3**

## BERNELL VISION TRAINER™



### The Vision Trainer can serve as several instruments:

1. It has the same optics as the Bernell-O-Scope, but includes testing and training cards unique to the BVT.
2. It is a light box to both hold and illuminate vectographic and tranalygphic cards, both fixed and variable-like Dual polochrome. But, it can also be used as a writing board for tracings.
3. It is a white background, posture board trainer, which can hold the red clipboard to allow regular or anaglyph tracings.
4. It is a Cheiroscope which allows right or left hand eye tracings.

### Kit Includes:

- Light box
- Red pencil
- Green pencil
- Cheirosopic tracing pads
- Adjustable slant stand
- Red and green tracing pads
- Moveable head attachment with settings for infinity or near
- Laminated base-in and base-out fusion targets (Color images and black/white eccentric circles)
- Slide adapter for Vectograms, Tranaglyphs, and BVT slides

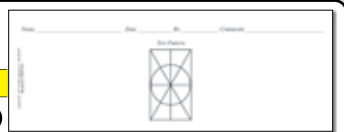
REPLACEMENTS/EXTRAS	PART #	PRICE
BVT BINOCULAR VISION SPACE TESTING - PAD OF 40	BVTBNS	\$11.95
BVT PERIPHERAL CONTROL SHEETS - PAD OF 40	BVTSPPS	\$11.95
BVT BASE-OUT PROJECTION SHEETS - PAD OF 40	BVTSPBO	\$11.95
BVT BASE-IN PROJECTION SHEETS - PAD OF 40	BVTSPBI	\$11.95
BVT RED LINE COLORING BOOK	BVTRL	\$14.95
BVT GREEN LINE COLORING BOOK	BVTGL	\$14.95

BVT (COMPLETE KIT)		
REPLACEMENTS/EXTRAS	PART #	PRICE
BVT JUMP DUCTION	BVTJD	\$21.95
- PKG. OF 6 COLOR SHEETS (LAMINATED)		
BVT PROGRESSIVE DEMAND BASE-IN/BASE-OUT	BVTPFSET	\$14.95
- (4) LAMINATED BLACK/WHITE CARDS		

### OEP TEST PATTERN

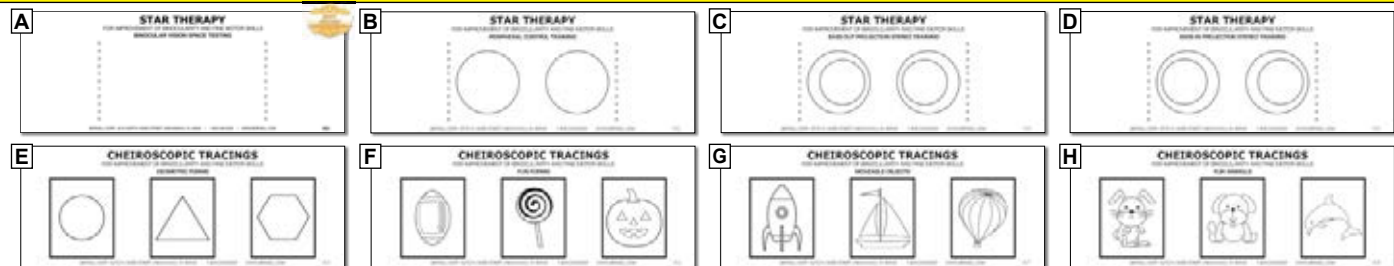
PADS OF 50

OECT




## CHEIROSCOPIC TRACING FORMS AND VO STAR PROJECTION FORMS

UTILIZED FOR CHEIROSCOPIC DRAWING USING BACT OR BVT OR WSCH OR BC200. PADS OF 100.



EXAMPLES OF CHEIROSCOPIC TRACING PADS E THROUGH H



TRACING FORM TYPE	PART #	PRICE
A.) BINOCULAR VISION SPACE TESTING	VS1	
B.) PERIPHERAL CONTROL TRAINING	VS2	
C.) BASE-OUT PROJECTION STEREO TRAINING	VS3	
D.) BASE-IN PROJECTION STEREO TRAINING	VS4	
E.) GEOMETRIC FORMS	VS5	
F.) FUN FORMS	VS6	
G.) MOVEABLE OBJECTS	VS7	
H.) FUN ANIMALS	VS8	
I.) BACT GRAPH - 140MM	VSBACT2	
J.) BACT GRAPH - 150MM	VSBACT3	
K.) BACT GRAPH - 160MM	VSBACT4	
L.) BACT GRAPH - 170MM	VSBACT5	
M.) PADULA DIAMOND DRAWINGS	VSPDD1	

Cheirosopic tracings have been a mainstay of anti-suppression training from the beginning of optometric vision therapy. Suppression control is enhanced by using brightly colored pencils for tracing and by using a "rubbing" motion like that used when erasing. The patient puts a slash line at the location where the suppression has occurred.

# BERNELL ADVANCED CHEIROSCOPIC TRAINER™

**BACT**

The Bernell Advanced Cheiroscope Trainer™ (BACT) was designed as a modern replacement for the original cheirosopes used for in-office diagnostic & therapeutic applications. The unit is used with the Bernell Star Projection Forms and other cheirosopic Tracing Forms. Cheirosopic training on the unit helps isolate perception problems. The unit is also an excellent instrument for diplopia, fusion and accommodation training as well as for anti-suppression training. Our instrument is backlit with a focusing window that uses a dimmable light to control illumination during training. This allows for use of transparent and opaque materials to be used during training. Two knobs on each side of the unit allow for control of the angle for improved posture when training. A calibrated scale underneath the light window supports the training cards and sheets while also allowing for direct prism computations at various accommodation levels. The BACT comes with a second head set at 16" for distance/ near training. A truly professional update of a commonly used product.

This product is CE approved and works 110-240V and 50/60Hz. Comes with several interchangeable foreign electrical plug formations.

**INCLUDES**

- Bernell Advanced Cheiroscope
- 9 Durable Clear Vinyl Dry Erasable Slides (S1-S9)
- (5) 100 page padded booklets of Slides S2-S5 & S9 (VSPDD1 - Padula Diamond Drawings)
- Dry Erase Marker Set
- 2 Red Pointers
- Instruction Manual
- Extension Viewer



## CHEIROSCOPIC TRACING SLIDES

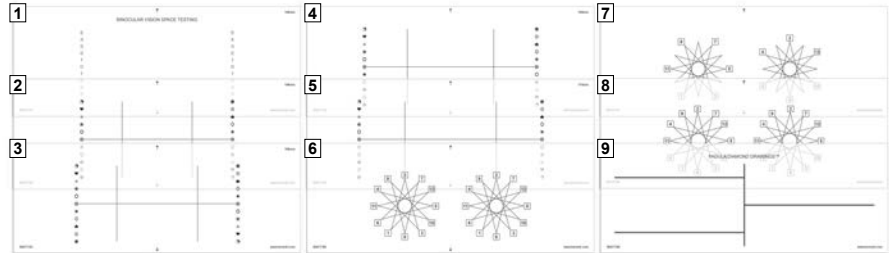
**BSBACTSET**

**BSBACTS + (1-9)**

Replacement individual thick clear vinyl dry erasable cheirosopic slides available. Slide size: 10.5" x 4". Visit [www.bernell.com](http://www.bernell.com) for more info.

**SLIDE DESCRIPTIONS**

- S1 - VO Star -140mm of Separation (BSBACTS1)
- S2 - Graph - 140mm of Separation (BSBACTS2)
- S3 - Graph - 150mm of Separation (BSBACTS3)
- S4 - Graph - 160mm of Separation (BSBACTS4)
- S5 - Graph - 170mm of Separation (BSBACTS5)
- S6 - Star - Standard Fusion - 75mm of Separation (BSBACTS6)
- S7 - Star - Missing Fusion - 75mm of Separation (BSBACTS7)
- S8 - Star - 3D Fusion - 75mm of Separation (BSBACTS8)
- S9 - Padula Diamond Drawing (BSBACTS9)



## DELUXE CHEIROSCOPE™ TRAINER

**VTP-350**

VTP Edition Deluxe Cheiroscope™ Trainer was designed to provide the ideal weight needed to eliminate movement while tracing. Allows for use by right or left handed patients, as well as right or left eye viewing. The device features tilt control, which makes it easier for a patient to stay seated and trace while looking through the lenses. This can be adjusted using the black rubber knobs on the ends of the base. The device also has a mm scale on the front and back side of the base to indicate demand, as well as a smooth surface for tracing or drawing.

The instrument is made of rigid plastic with non-skid rubber feet. It also features a milled, clear acrylic viewer with +5.00 accommodation compensating lenses. The clear acrylic viewer helps to reduce visual distraction when using the device. The lenses are held in place by spring loaded threading. They can be easily removed without the use of tools for cleaning or replacement.

VTP Edition Deluxe Cheiroscope™ Trainer includes: 12 pairs (24 cards total) of special fusion cards with suppression checks and 36 tracing shapes (BC405CD18).



## SINGLE OBLIQUE STEREOSCOPE™ & CHEIROSCOPE™

Helps train anti-suppression; builds simultaneous vision and binocular fusion at tropic angle and fusional movements back to ortho and beyond. For left or right handed patients. Removable 42.5mm +6.00 lenses.

**INCLUDES:** Trainer, tilt legs, eight pair fusion targets, that can also be used for tracing, two red pointers, and manual. Works with BC405CD18 targets, also.



**BC160C (REPLACEMENT 16 CARD SET)**

**BC160 (SET)**

Order Now by Phone at (574) 259-2070 or Go To [www.bernell.com](http://www.bernell.com) 122

EXAM ROOM NEEDS

ASSESSMENTS

OPTICAL

VISION THERAPY

NEURO REHABILITATION

LOW VISION

REFERENCE

# BINOCULAR TRAINING

## BERNELL LIFE PRESERVER CARDS TRANSPARENT AND OPAQUE

**Card Size :**  
4.5" x 6.75"

For fusional convergence and divergence reserve training. Instruction card included. Comes on white cardstock or transparent clear plastic.

**BCLSTR** (Transparent - Pkg. of 5)  
**BCLSOP** (Opaque - Pkg. of 50)

## BERNELL LIFE-SAVER CARDS

**Card Size :**  
6.5" x 4.25"

**BERNELL** has made our own version of the popular Life Saver cards with improved colors & print quality at a discounted price.

For fusional convergence and divergence reserve training. Comes on white cardstock or transparent clear plastic. Instructions included.

**BC4106** (Transparent - Pkg. of 5)  
**BC4107** (Opaque - Pkg. of 50)

## "LIFE-SAVER" STYLE CARDS

**Card Size :**  
5.25" x 4"

For fusional convergence and divergence reserve training. Instructions included. Comes on white card stock or silk screened on transparent acetate.

Transparent **BC550TRB** (Pkg. of 10)  
Opaque **BC550OPB** (Pkg. of 10)

## SPORTS FIXATION CARDS

**Features:**

- Sold in packs of 5 cards.
- Printed on white vinyl & transparent plastic.
- Rounded corners.

**Benefits of the Sports Fixation Cards:**

- Two balls appear in front of the card and two behind it.
- There are vertical lines as suppression checks.

This allows you to know if they are really converging/diverging correctly. Red/green circles to encourage color rivalry.

White Vinyl - Pkg. of 5 **BC550AS**  
Transparent - Pkg. of 5 **BC550AST**  
**Card Size :** 5.25" x 4"

## BERNELL WILEY CAT™ FIXATION CARD SET

**Card Size :** 4" x 6"

DEVELOPED IN COOPERATION WITH  
W.C. MAPLES, OD,MS, FFAO, FCOVD

\*Transparent Version Shown

This progressive free space fixation training set is composed of 7 fixation cards. The free space cards set works to train both convergence and divergence reserves across a variety of cards. The first three cards feature two Wiley Cat targets with simple, progressively more difficult eccentric rings, and red/green rivalry tasks. The next 4 cards are increase fusional demand by either varying the distance or by cutting and separating the card.

**Features:** Sold in packs of 7 cards. Printed on white vinyl & transparent plastic.

White Vinyl - Pkg. of 7 **WCARDS**  
Transparent - Pkg. of 7 **WCARDST**

The cards are available in white vinyl or transparent plastic sets, please specify when ordering.

## BARREL CONVERGENCE CARDS™

Training card has three red targets printed in exact opposition to three green targets. Convergence is jumped from one target to the other. Target fixated is single; other two double. High-quality card is used as a septum by holding an end against the nose.

**Card Size :** 5.5" x 2.75"  
Two Sided - Front/Back

**Opaque - Pkg. of 10**  
**BC1011**

## FREE SPACE FUSION A CARDS

Train fusional convergence and divergence reserves. Right circles in red, left circles in green. High-quality, smudge-resistant card stock. Complete instructions. Comes on white card stock or silk screened on transparent acetate. Can use transparent card with Mini Vectogram kit also.

**Opaque - Pkg. of 10**  
**BC275OPA**

**Transparent - Pkg. of 10**  
**BC275TRA**

**Card Size :** 5.5" x 2.75"

## BERNELL RED/GREEN ECCENTRIC CIRCLES

The Bernell free space red/green eccentric circles have several improvements over the traditional version. As with other eccentric circles, they are designed for both base-in and base-out therapy and have all of the features of the original cards.


There are however 3 key differences with these cards:

- 1) A more obvious central anti-suppression check, the word KEEP is seen only by one eye, the word HERE is seen by the other eye, FOCUS is seen by both eyes.
- 2) When the circles are fused the letters in the word FOCUS have various degrees of disparity, causing some letters to come out towards the subject and some go further away.
- 3) When wearing Bernell Red/Green glasses, these add a new level of training as they ensure compliance. You can ensure your patient is training divergence or convergence based on where which card is held to the left side.



Opaque - 25 Pair

BC4113RG



Transparent - 10 Pair

BC4112RG

## BERNELL ECCENTRIC CIRCLES

Paired cards are useful in positive & negative fusional range development.

### KEY FEATURES:

- A more obvious central anti-suppression check, the word FOCUS is seen by both eyes.
- We added a small "hash" mark at the top of the outer ring, that is seen by one eye and another small "hash" mark on the bottom of the circle seen by the other eyes. This aids in reducing fixation disparity and improves alignment accuracy.

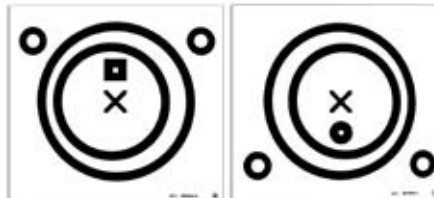


BC4112 (Transparent - 10 Pair)

BC4113 (Opaque - 25 Pair)

## ECCENTRIC CIRCLES

EC1



Free space fusion performed in an inexpensive way. Black target circles are printed on two 6" x 7" clear acetate cards. A unique, accurate method of developing increased fusional range without the need for costly lenses or filters.

## STOP 'N GO FREE SPACE FUSION TRAINER

Developed by Dr. Joel H. Warshowsky, OD

WSNGO

This is a unique free space tool to train vergences with a minimum of accommodation effort. The anaglyph targets and filters provide a source of feedback without the stimulating/inhibiting accommodation stimulus that almost all other fusion cards require. Therefore, the vergence feedback is easier to understand.




New Age Red/Green glasses and instructions included.

## PADULA'S FUSION CUBES


BCFC2 (Set of 2)

A set of two pages (8.5" by 11") of the cubic optical illusion with half of the cube in green and half in red. Several exercises can be done with or without R/G glasses using this set. One page is transparent and one is opaque to allow work on exo and eso. R/G glasses not included (pg 87).



Works well with R/G flippers to induce the optical illusion. Cubes are separated in ascending prismatic demand with anti-suppression check.

## BERNELL TORSION TRAINING CARDS™



These cards are used to increase the fusional ranges of the patient's torsional compensation. The first card works on torsional phorias. The second works on fine slipping or fixation disparity of torsion. The combination should help symptomatic patients willing to work to improve their ranges.

Includes: 3 Laminated Cardstock Torsion Training Cards on two sheets and instruction manual.

BCTOR

## LITTLE MAN FUSION TRAINER CARDS™

This is a great new tool for fusion in general and torsion in particular. Works to increase all ranges and illustrates SILO effect very well as well as depth perception. The Little Man appears to stand up inside the circles at different depths as you rotate them. Good product for home VT between in-office sessions.



Card Size: 4.25" x 3.5"

Available in either Opaque (White Vinyl) or Transparent (Clear Plastic). Comes as a set of two cards. Sold in packages of 5.

LMFT01 (Opaque Pkg. of 5)

LMFTC1 (Clear Pkg. of 5)




# BINOCULAR TRAINING

## FREE SPACE RANDOM DOT CARD SET **BCFSRC1**



The random dot images will give a unique 3-D Image when properly fused. The card set consists of 12 images that range from 4 PD to 26 PD in 2 PD increments. Some images should stand out toward the viewer and some will go away when properly fused. Which images stand out and which go away, will depend on whether the subject is crossing their eyes in front of the targets (crossed or base-out fusion) or crossing the eyes behind the target (uncrossed or base-in fusion). The standard viewing distance is 40cm.



**INCLUDES**  
Material: Cardstock, non-laminated  
PD Increments: 4 PD to 26 PD in 2 PD increments (12 Cards)  
Shape Response Panel: Cardstock, laminated

The answers (Hidden Images) of each random dot card is located on the backside of the card.

## RANDOM DOT CARD SET **BCFSET2**



Features **12 sets** of random dot figures for use with a stereoscope or in free space. Provides variety and added difficulty to orthoptic techniques.

Updated set with improved targets.



**12 sets of random dot figures**  
Printed on: Cardstock  
Card Size: 3.125" x 3.125"  
Includes: Instruction manual and answer key

## TONDEL'S FIX-FUSION LOOPS CARDS **TNCDSET**

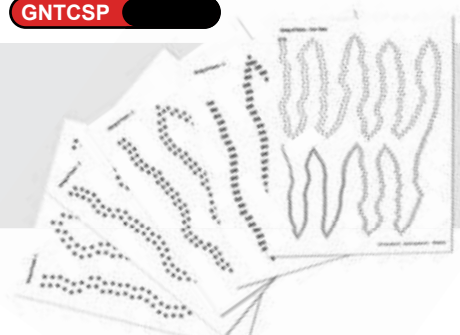


Consists of two copies of a card with seven rectangles with a pair of eccentric loops in each. Each loop is formed out of arrow shapes. Inside each rectangle are parts of a simple arithmetic sentence and one or two words. These are designed to help with management of convergence dysfunctions.

Detailed instructions and goals for using cards included.

## GOTTLIEB NEAR TRAINING CARDS: STRING OF PEARLS **GNTCSP**

Developed by: Dr. Ray Gottlieb, OD, PhD.



These cards are designed to help with developing fine convergence/divergence control and 3D awareness. This series of 10 charts (5 Opaque and 5 Transparent) starts with the largest pattern of fusional targets and decreases in size with each chart for enhanced difficulty.

The cards include instructions for convergence and divergence training, as well as advanced techniques utilizing the cards.

## RANDOM DOT PAD (Pad of 36) **BCF100**



Features random dot free-space fusion targets for various prismatic demand. A sequence of 12 different figures are repeated in increasing prismatic demands of approximately 2, 4 and 5 prism diopters. May be used for both Base-In and Base-Out training. Ideal for in-home training.

Improved material & quality



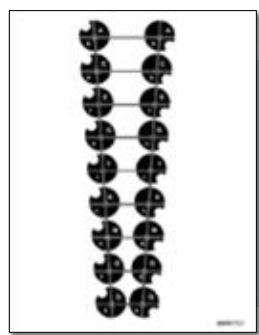
## PROGRESSIVE FREESPACE FUSION CARDS **PFF**

**Two white and two clear** cards with eccentric fusion images that get progressively farther apart to increase fusion demand for eso & exo training. Each line has separation listed. Demand varies from 8-26mm.



## GOTTLIEB NEAR TRAINING CARDS: **TRELLIS CIRCLES™**


Developed by: Dr. Ray Gottlieb, OD, PhD.



This free space product trains convergence and divergence while attempting to control accommodation. The image has great depth to it when the patient is manipulating their binocular system. Some letters will appear in front of the multi-step plane of circles while others will appear in the plane or below the planes. This is an advanced training procedure.

## COLUMN OF CIRCLES™

This advanced VT procedure is used to fine tune accommodation and convergence/divergence. The circles appear at a great deal of variation in depth. Letters in the circles given even more variations in depth. The patient's attention is held for a long time to fine tune their accommodative and convergence/divergence systems.



**Trellis Circles™ and Column of Circles™ Both Include:**  
1 - 8.5" x 11" Laminated Cardstock Card, 1 - 8.5" x 11" Rigid Acetate Card, & Instruction Manual

## CARL HILLIER'S MULTI-MATRIX GAME

VTMMG

Game + free login to professional training course.

Skill in sequential and spatial information processing makes life and learning easier.

Establishing a working memory provides for a more powerful approach when engaging in the activities of acquiring academic instruction. This game works well with patients in many different developmental levels. The sequence of cubes develops the "when" and the spatial pattern of the cubes helps develop the "where". The cognitive challenges incorporated into this activity provide skill in learning the "what". The game develops better skills and automaticity with these three crucial aspects of visual information processing.

**Game Includes:** (25) one inch cubes of various colors, (25) 3/4" white cubes, (24) of each set of cubes are printed with A-X and 1-24, symbols, and dots. One of each set is blank. Comes with players guide and two Symbol Cards for matching. Magnetic box - 8" x 5" x 2". **Get Two Extra Game Cards when you buy from Bernell!**



## CREATIVE COLOR CUBES SUPER SET

LER273

This set allows you to work to improve perceptual skills by creating and matching three dimensional patterns and designs with this set of wooden cubes in six brilliant colors. Set includes 100 wooden cubes and 18 color cube pattern cards. Increase visual discrimination, fine motor skills and understanding of basic math concepts with this set of 36 pattern cards and 100, 2cm color cubes in six colors.

Creative Color Cubes offer hours of creative, constructive play that builds essential math and pre-reading skills:


- Patterns and Sequences
- Visual Perception
- Spatial Reasoning and Logic
- Geometric Concepts

**Contents:** 100 Wooden Cubes in 6 bright colors (cubes are 3/4"), 33 Design Cards, and Activity Guide

## VENN CIRCLES - ATTRIBUTE SORTING CIRCLES

This is a cross-curricular tool used for visual organization. Whether students are grouping similar items in a Venn diagram or compiling data for a survey, these sorting circles are a must-have!

**Features:** Collapses for easy storage & Multi-use, cross-curricular manipulative.



**Includes:** Set of 6 plastic circles (2 of each-red, blue, & yellow)

VC5715

## CONNECTING CUISINAIRE® RODS

### INTRODUCTORY SET

Help students make connections in math with these colorful, engaging manipulatives. Plastic rods snap together to clarify addition, subtraction, multiplication, division, fractions, decimals, geometry, measurement, patterns, algebra and probability concepts in a visual and tactile way. Connecting feature makes manipulation and demonstration easier. Rods are marked in 1cm increments on one side.



**Introductory Set Contains:** 74 durable rods for use with 2-3 students, Activity Guide and convenient storage tray with lid.

LRCCR

## GIANT MAGNETIC PATTERN BLOCKS

Reinforce shape recognition, symmetry, congruency, fractions, area and more! Perfect for demonstration, proportionately sized pieces are 3 times the length of standard pattern blocks on each side-and 9 times greater in total area! Largest piece (hexagon) measures 6".



**Includes 47 pieces and Activity Guide**

LE9863

## GEOBOARDS

### PLASTIC GEOBOARD

Reversible: this square plastic double-sided geoboard has a 25 pin square array on one side and a circular array of 17 pins on the other.

**Includes:** 10 rubber bands.


Single (Colors may vary)

CV0655DS

Package of 10

CV0655DS

Size : 7.5" x 7.5"



### COLORED RUBBER BANDS

100 Assorted Colors

CVBAND


### WOODEN GEOBOARD

CV0655

- 5 x 5 pin array.
- No rubber bands included

Durable, warp-proof wooden geoboard. The black surface can be marked with chalk for tracing activities.


Size : 8" x 8"



## ATTRIBUTE BLOCK SET

### INCLUDES PLASTIC STORAGE TRAY

Teach shapes, sorting, patterns, size and counting with these durable plastic blocks. Sixty-piece set includes five shapes, two sizes, two thicknesses and three colors. Set comes in a convenient storage tray with shape sorter that can be used for tracing.



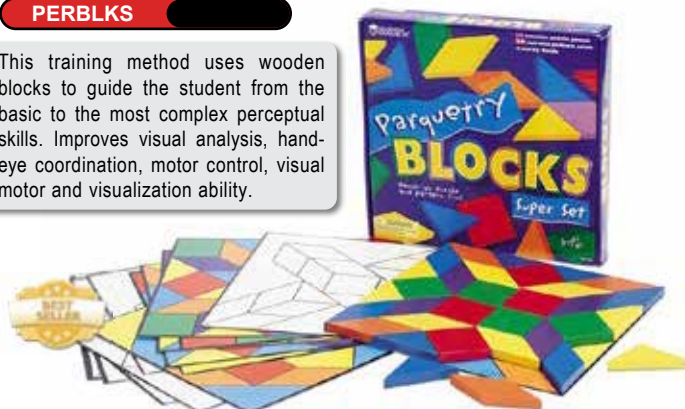
LE1270

# PERCEPTUAL

## WOOD PARQUETRY BLOCKS

**PERBLKS**

This training method uses wooden blocks to guide the student from the basic to the most complex perceptual skills. Improves visual analysis, hand-eye coordination, motor control, visual motor and visualization ability.



**Parquetry Workbooks on pg. 131**

## MULTI-COLORED VISION BLOCKS (SET OF 32)

**Now includes a 46 page activity book.**



The Vision Blocks are used to create patterns, designs, sequences and explore angles and geometry with shapes designed to build essential math and pre-reading skills. These 20mm wooden blocks are similar to "Parquetry" blocks. They help develop matching and discrimination abilities using single and 3 dimensional figures in one-to-one correspondence. They provide for: Visual discrimination, matching, spatial rotations, tactile feedback.



**L67BLK32**

**Set includes:** (32) 20mm thick wooden blocks: (8) triangles, (8) squares, (16) parallelograms, activity workbook and a wooden box for storage.

## VISION FOAMS



Create patterns, designs, sequences and explore angles and geometry with shapes designed to build essential math and pre-reading skills. These lightweight foams are laser cut for accuracy and are a great home therapy set.

**These come as a set of 32 pieces including:** (8) triangles, (8) squares, and (16) parallelograms in assorted colors.

**L68F32 (Set of 32)**

## TRANSLUCENT GEOMETRIC SHAPES



**Set of 408 pieces**

Includes: 14 different shapes in 7 colors (2 different squares, rectangle, 5 different triangles, hexagon, trapezoid, rhombus, circle, half-circle, quarter circle).

**TGS408 (408 Pieces)**

## TANGRAM VALUE PACK


**LE4166**

This set contains 210 assorted puzzle shapes that can produce 30 tangrams. The set includes puzzle pieces in a variety of colors including: red, blue, yellow, green, orange, and purple. This is a great activity set to add to the therapy room!



## CLEAR TRANSPOSITION FACILITATORS

Designed for use with parquetry or vision blocks, these clear acrylic facilitators allow for transposition of patterns while training.



Available in round or square.  
These come in two sizes: 10" or 12".

SIZE/SHAPE	PART #	PRICE
10" ROUND	L76R10	
12" ROUND	L76R12	
10" SQUARE	L76S10	
12" SQUARE	L76S12	



## WACHS ANALYSIS OF COGNITIVE STRUCTURES (WACS)<sup>®</sup> TEST KIT

Developed By: H. Wachs, OD & L.J. Vaughn, MA

COMPLETE KIT WITH MANUAL

WACSKIT

Standardized inventory based upon Piaget's theories of measuring cognitive development in terms of body and sensory thinking in children ages 3 years to 5 years 11 months. Individually administered and easily scored in 30-45 minutes by assessment professionals or classroom teachers. Focuses on period during which child begins to acquire symbolic thinking and has been used successfully with both verbal and non-verbal children, as well as adults, whose development age ranges in the 3-6 age period. See page 49 for complete details.

The kit consists of: 15 clusters of task divided into subtext made up of a variety of manipulative, visual and sensory materials, as well as body movement tasks grouped into 4 areas of assessment: Identification of Objects, Object Design, Graphic Design, and General Movement.



## VISUALIZER FEEL BOX



L62VIS

This interactive teaching tool allowing patients to create patterns using their hands while only seeing the pattern laid out by their doctor or therapist. A great tool for encouraging thinking skills, including perception, prediction, analysis, and synthesis. Piaget's theories of measuring cognitive development in terms of body and sensory thinking is the brainstorm behind this ingenious box.

Openings for hands on both sides with curtains allow the patient to work inside the box without seeing their hands. Magnetic hinged back doors allow for self-check inspection while the open viewing area in front allows for monitoring by the doctor or therapist.

The box size is approximately 10"D x 18"W x 9"H inches. Does not include blocks.

## COLOR CUBED STRATEGY GAME

LE9283



Color-matching fun for everyone! Place any card to start. Each card includes different combinations of up to four colors, so be sure to look at your cards closely. How many colors can you match with your next play? Match the most colors, and win! This addictive, make-you-think strategy game builds matching, critical thinking, and addition skills.

Includes 40 cards and Activity Guide. Cards measure 3" x 3". For 2-6 players.

## KANOODLE<sup>®</sup> GAME

KANP12

Pick a puzzle from the book, set up the challenge, and then place the remaining pieces to solve the puzzle. Hundreds of possible combinations, but only one completes the puzzle!

- 200 Brain-building puzzles
- Tricky 2-D rectangular and mind-boggling 3-D pyramid puzzles at multiple levels of difficulty
- All pieces store inside portable, pocket-size case for easy cleanup and play anywhere
- For 1 player
- Includes 12 puzzle pieces and 44-page illustrated puzzle book



## TEACHING TAC-TILES<sup>™</sup>

LER9075

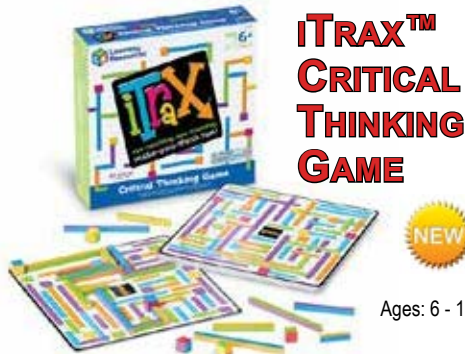
Tactile learning is a bag full of fun! Colorful, engaging pieces with rich textures (smooth, bumpy, ridged, and rough) provide a great way to engage a child's senses and strengthen fine motor skills. Reach into the bag to find two matching shapes or textures only by touch, or follow the Activity Cards. Learn shape identification while building vocabulary, and early math skills.

Includes:

- 20 pieces in 5 shapes and 4 textures, and 10 Activity Cards.
- Shapes measure 2"H.
- Ages: 3 - 7



## ITRAX<sup>™</sup> CRITICAL THINKING GAME



Ages: 6 - 10

A game of tactical tracking and speed! Use problem solving and a keen eye to find the path connecting 2 blocks. Then recreate the path as fast as you can with your own pieces. Watch out, though, your mind could be playing tricks on you! Three levels of play keep you challenged.

- Includes 44 pieces, 25 double-sided pattern cards and Activity guide
- Cards measure 8" L x 8" H



LER9279

## BAXSTROM SIMULTANEOUS PERCEPTION CARDS

GEOMETRIC SHAPES

HDBCQV2

These cards are designed to be used with red/green anaglyphic filters (not included) and provide good retinal rivalry for enhancing binocular vision training, as well as a wide variety of training activities, which work well in any vision therapy program. These cards allow for training of Ocular Motility Training (Tracking Skills), Accommodation Training (Focusing Skills), and Visual Perception/Visual Training (Visual Information Processing Skills).

The deck provides 3 representations of each shape in solid lines and two levels of broken lines for training visual closure skills. These can be used for simple one tone matching, visual memory and form constancy activities. Developed by Curtis Baxstrom, OD, FCOVD and Thomas Headline, COVT

- Includes: 54 Cards and Instruction card
- Playing Card Box



# MISCELLANEOUS



## MENTAL BLOX® Go!

LE9286

Help kids hone their critical thinking skills even when you're on the go. The Mental Blox - On The Go set combines the boredom-fighting fun of a traditional travel activity set with the trusted educational challenges. Contained within the sturdy, travel-friendly carrying case is a 16-piece puzzle ready to tease brains and challenge critical thinking skills during long flights or short road trips. Each set comes with a puzzle book filled with 10 different types of challenges, including games and activities designed for both one and multiple players-over 30 challenges in all targeting different skills and subjects.



## MENTAL BLOX® CRITICAL THINKING GAME

Includes: 20 chunky plastic blocks, 20 activity cards, activity guide

Put your critical thinking to the test and fire up the strategic problem solving! Stack, pattern and match the multicolor shapes. Don't be fooled by appearances, these endlessly enjoyable blocks mean brain-boosting business. Mental Blox help children practice following verbal instructions, asking questions and build critical thinking skills. Activity cards provide children with examples of what to build. Children can recreate what is on the card or can give verbal instructions to a partner or group. Pieces feature four different shapes and 3 different attributes for a real challenge!



LE9280



## ELECTRONIC METRONOME




This electronic device provides an auditory component to therapy to maximize effectiveness. Variable speed control allows patients to build speed and accuracy over time.

EM472


## VERTICAL LINE ACETATE

An effective reading exercise when used with accommodative flippers. Black vertical line on durable clear acetate.



(Package of 3)  
VT9006

## RED OR GREEN PLASTIC POINTERS



Red or Green plastic pointers for use with vision testing and training equipment. Size: 7" long. Sold by the dozen.

BC1028 - Red BC1028G - Green

## CHILDREN'S VT AWARD



Given to young achievers in visual therapy, orthoptics, and/or visual perceptual training. Promotes self-esteem and encourages work ethic.

Material: Parchment Paper

Size: 4-3/4" x 7"

BCF610 (Dozen)

## TREASURE CHEST

HS3455



Toys for good patients. Reward young children for being good and it might make your future visits easier! Toys are appropriate for children who no longer put foreign things in their mouths. Suggested age is 4 or older. 100 toys in cardboard chest.

## BLOW BALL PIPE FLOATING GAME

Great therapy tool as frequent use of this device will encourage short periods of fusion in exotropes or esotropes. Also, can be a great giveaway product.

Sold in assorted colors

TT3326



## ELECTRONIC CONVERTER

CVTR (Includes Case)

This voltage converter converts foreign electricity from 220-240V to 110-120V. This 2000 watts max. overseas adapter converter features 2 modes. Adaptor mode for dual voltage appliance such as 100-240V devices, as well as single voltage devices. (Please remember to select the proper mode for your device "Adaptor (dual voltage) or Converter (single voltage)" before using this product). Comes with LED power indicator, plug lock system, over-current (overload), high-temperature, short-circuit and surge protections built-in.



Picture shows different adapter options on converter. Adapters slide out of device using switches on side.

### THE WRITING C.L.A.W.

(CONTROLLING LETTERS OF ADOLESCENT WRITING)

The only pencil grip in the world that guarantees it will eliminate Thumb wrap and Fist grip and create a true tripod grip in 60 seconds when used!



**Small** is for children 2 years old to kindergarten.

**Medium** is for kindergarten-6th grade.

**CLAW24M** - 24 pack of Multi-Color Medium


**CLAW24S** - 24 pack of Multi-Color Small

**NWHDP (Pink)**

### NEAT WRITER



Neat Writer is a way to allow children and patients who struggle with holding a pen or pencil to be able to properly hold it. Not only does this create something for children to use while learning how to use a pencil, but it also provides patients who have struggles, injury, disease in their hand to give them the ease of being able to write again and not be in pain.



The Neat Writer is available in light pink.  
The Neat Writer is available in three sizes: XS, S, L  
(Please specify when ordering)

### HANDS FREE READING STAND

**LSER1**



Versatile reading stand/clipboard that holds books on its own. No hands needed to read. Holds book at comfortable height and angle for ideal lighting and efficient reading while using hand magnifier.

Designed for e-readers, tablets, planners, large manuals and reference materials, the BookLift™ Copyholder features two patented adjustable clips to hold pages open at the desired location. The flexible easel design features a non-skid base and offers nine height adjustment positions to provide a variety of viewing angles. Folds flat for compact storage and portability. Holds standard letter-size ring binders. Supports up to 10 lbs.

**Material:** Plastic  
**Depth:** 6"  
**Height:** 9 5/8"  
**Width:** 11 5/8"  
**Color:** Platinum  
**Sheet Capacity:** One Book/Pad  
**Adjustability Features:** Height



This ergonomic slant board has been designed incorporating the principles of visual hygiene. The Slant Board, with its sleek and functional design, is easy to use on a desk, table, or in bed. All in all: Safe, resistant, light and attractive. When used for reading and writing, it serves to support proper body position and working distance and to discourage adverse postural adaptations. Adult Version is pictured to the right. Child Version has figures across the top.

### VISUAL HYGIENE BOARD FROM VTE

Adult and Child Sizes

**E/HRD1A (Adult)**

**E/HRD2A (Adult - Pkg. of 10)**

**E/HRD1C (Child)**

**E/HRD3C (Child - Pkg. of 10)**



Frontside



Backside

## VISUAL EDGE™ SLANT BOARDS IN COLOR AND ACCESSORIES

The new and improved Slant Board is a slightly thicker model than the old design and includes strips of Velcro backing for a more versatile paper catch and for easy attachment to our new Lap Pillow. The thicker board will be sturdier and will last longer while the Velcro backing makes the Slant Board compatible with our other products shown below.

Buy 6 for \$37.85 each and save 5%  
Buy 12 for \$34.95 each and save 12%

Now includes 2 Clips!



KIT OF 4 DRY ERASE PENS.

**VEPEN**

### SLANT BOARD PILLOW

Pillow can be used with board or alone with books or even a laptop.

**VEPIL**



**VESBY (Yellow)**



**VESBG (Green)**

**VESBL (Blue)**

**VESBP (Pink)**

# WORKBOOKS - DISCOUNT ON ALL **BERNELL** WORKBOOKS! ON THIS PAGE

These workbooks were designed to look a part of a professionally run therapy program. You can reduce your costs considerably by buying in quantities. Mix or match ANY 12 workbooks or more at **\$9.25 EACH -- SAVE OVER 20%** | Each workbook is spiral bound with a cardstock cover and back cover.

## PETROSYAN WORKBOOKS

Developed by Dr. Tamara Petrosyan, OD

Bernell has worked closely with Dr. Tamara Petrosyan to develop a comprehensive line of workbooks.



<b>WORD SEARCH</b>  <b>PWSWB1</b>	<b>VISUAL TRACKING</b>  <b>PVTWBK1</b>	<b>FIND IT!</b>  <b>PFIWBK1</b>	<b>VISUAL SCAN &amp; SEARCH</b>  <b>PVSSWBK1</b>	<b>OCULOMOTOR LETTER - LEVEL 1 &amp; 2</b> LEVEL 1  <b>PLW01</b>	LEVEL 2  <b>PLW02</b>	<b>OCULOMOTOR NUMBERS - LEVEL 1 &amp; 2</b> LEVEL 1  <b>POMWBK1</b>	LEVEL 2  <b>POMWBK2</b>
<b>OCULOMOTOR ARROWS - LEVEL 1, 2 &amp; 3</b> LEVEL 1  <b>PAOW1</b>	LEVEL 2  <b>PAOW2</b>	LEVEL 3  <b>PAOW3</b>	<b>OCULOMOTOR SYMBOLS - LEVEL 1 &amp; 2</b> LEVEL 1  <b>PSOW1</b>	LEVEL 2  <b>PSOW2</b>	<b>LETTER IDENTIFICATION &amp; REVERSALS - 1, 2 &amp; 3</b> WORKBOOK 1  <b>PIRW1</b>	WORKBOOK 2  <b>PIRW2</b>	WORKBOOK 3  <b>PIRW3</b>



**SACCADE LETTER WORD SEARCH**  
 This workbook was created to help improve Oculomotor Dysfunction through saccadic eye movements.  
**CLWBK1**

These workbooks feature **oculomotor letters, numbers, arrows and symbols**, which are designed to help increase the speed, accuracy, and automaticity of fixation and large and moderate angle saccades as well as reading related eye movements.

The **Find It!** workbook works on these areas, plus horizontal, vertical, and diagonal moderate and small angle saccades.

The **Word Search** workbook was created to help improve visual attention, visual discrimination, visual memory, and visual figure ground.

The **letter identification and reversals** variations workbooks can help improve visual discrimination, form perception, form constancy, figure-ground, visual attention, visual memory, visual sequencing, visual-spatial, perceptual speed, and intersensory integration skills.

The **Visual Scan and Search** as well as the **Visual Tracking** workbook were created to help improve the speed and accuracy of fixation and small angle saccades and reading related eye movements.

### PARQUETRY BLOCK WORKBOOKS

Using brightly colored blocks to build designs makes improving visual perceptual and visual memory abilities fun and interesting. Vision Tutor's four workbook levels have been developed to progressively challenge and improve skills.

 <b>VTP1 (Level 1)</b>	 <b>VTP2 (Level 2)</b>
 <b>VTP3 (Level 3)</b>	 <b>VTP4 (Level 4)</b>

### VISUAL DISCRIMINATION & MEMORY WORKBOOKS

Workbooks designed to remediate visual perceptual problems as detected with Motor Free Perceptual Test.

**Book 1:** uses target pictures for matching size, pattern, & shape. Improves memory skills.

**Book 2:** has progressively more difficult pictures that must be matched to a target picture.

 <b>VTVDM (Book 1)</b>	 <b>VTVDM (Book 2)</b>
---------------------------	---------------------------

### GEOBOARD WORKBOOKS

Geoboard exercises improve motor and visual integration skills. Patients draw geometric shapes on the patterned workbooks; the exercises become more difficult as reference points are removed. Two workbook levels have been developed to challenge patients' skills. Both come with marking grease pens.

 <b>VTGEO1 (Level 1)</b>	 <b>VTGEO2 (Level 2)</b>
-----------------------------	-----------------------------

### SACCADIC WORKBOOKS™

Three increasing-in- skill levels have been developed.

 <b>VTSW1 (Level 1)</b>	 <b>VTSW2 (Level 2)</b>	 <b>VTSW3 (Level 3)</b>
----------------------------	----------------------------	----------------------------

### VISUAL TRACKING WORKBOOK


Visual tracking exercises help to develop smooth, continuous eye movements as patients track squiggly lines. The instructions are easy to follow.

 <b>VTR</b>
----------------

# BERNELL ACTIVITY/THERAPY WORKBOOKS



AVAILABLE INDIVIDUALLY OR AS A SET OF ALL FOUR:



**CMB** (Color Maze Book)

**BWMB** (B/W Maze Book)

**CWSB** (Color Word Search Book)

**BWSB** (B/W Word Search Book)


**SAVE OVER 15%**

**WSMSET** (Set of All 4 Books)

BERNELL is excited to offer these workbooks designed to make vision therapy a little more fun and interesting. The word search and maze books are extremely useful in the treatment of amblyopia and suppression. They are fun and interesting for the child to do, yet designed to get progressively more challenging with each page. The word search and maze books have puzzles that get smaller and smaller to train the weaker eye to see better and better. Both workbooks are available in a black print version for use with active patching or a Red/Green version that allows the subject to do monocular training in a binocular field with Red/Green glasses. Also can be used for Figure-Ground work.

## WORD SEARCH BOOK 1 AND 2

Book 1 contains 13 word searches which cancel with Red/Green glasses. Both the word searches and the word keys alternate between right and left eyes so you can get some good binocular training here! Plus, you could invent other activities, such as scanning, saccadics, or filling in "bubble" letters.



The book folds out easily to be slid into standard non-glare page protectors, so they can be used over and over again. Book 2 is a collection of Anaglyphic Word Searches your patients are sure to enjoy! - 5-Pack

5 PACK - BOOK	PART #	PRICE
Book 1	HDWSB1	<b>\$59.95 EACH</b>
Book 2	HDWSB2	

## CHILDREN'S RED LINE COLORING BOOK

2018 EDITION



DETAILS: 8-1/2" x 11", SOFT COVER, 12 PAGES.


A red inked activity book for children that can be used for suppression training and tracking.

**BC721PK4** (4 Books to a Pack)

**BC721** (12 Books to a Pack)

DETAILS: 8-1/2" x 11", SOFT COVER

## ANN ARBOR WORKBOOKS



**A). WORD TRACKING: HIGH FREQUENCY WORDS WORKBOOK AT8706**

High frequency tracking of commonly used words in the English language. Provides visual training in tracking, left-to-right directionality, spelling, recognition, matching & selecting. Writing exercises using these words reinforce vocabulary development & written language skills. 64 pages.

**B). SENTENCE TRACKING: WORKBOOK AT7483**

Designed to teach scanning a line of type to improve reading, word recognition and discrimination skills. Sentence Tracking aids in vision training by correcting problems with left to right eye movement, omissions and reversals. 3rd to 4th grade reading level. Type size ranges from 16 to 10 point. Reproducible.

**C). SENTENCE TRACKING: HIGH FREQUENCY WORDS WORKBOOK AT9214**

Uses the same model sentence approach as the time-honored Sentence Tracking program but includes the Francis-Kucera word list that is used in the best-selling Word Tracking: High Frequency Words. 2nd to 3rd grade level. Type size ranges from 18 to 10 point. Reproducible.

**D). LETTER TRACKING: WORKBOOK AT7351**

Letter Tracking is designed to improve visual discrimination in students. Problems that may be caused by the lack of good visual discrimination include reversals, skips, left to right directionality, omissions, substitutions, and excursions over the page with the eyes. For beginning readers, remedial cases at all levels, and adults. 24 to 19 point font size.

**E). SYMBOL DISCRIMINATION & SEQUENCING WORKBOOK AT85157**

Designed to improve visual discrimination, visual memory for sequence, noting likenesses and differences, visual matching, and left-to-right progression. For pre-school/kindergarten level. Will help to develop important skills of visual memory and left-to-right progression.

**F). SYMBOL/LETTER TRACKING WORKBOOK AT7327**

Enables each learner to track symbols, numbers, lower case and upper case letters in groups of six through 20. The book is designed to improve visual discrimination, symbol memory, and left-to-right directionality while correcting problems with reversals, omissions, substitutions, and additions. Appropriate for non-readers and beginning readers. Type size ranges from 24 to 12 point. Reproducible.



# SYNTONICS

## SHEARER COLOR SENSITIVITY TEST (SCST) SYSTEM



### SCST CONFIRMATION GLASSES



The purpose of the SCST system is to both objectively and subjectively test for positive outcomes in three main categories of color sensitive patients. These groups consist of patients with concussion, reading disabilities and the severe headache or migraine sufferer. The percentage of patients suffering from visual discomfort after concussion is quite high; upwards of 70% in some studies. The percentage of these patients that can be helped with color filters or lenses is currently under investigation. However, some patients may get relief from their symptoms who do not respond to more traditional therapies.

COLOR	TINT			PRICE
	LIGHT	MEDIUM	DARK	
GREEN	SCSTG-GN1	SCSTG-GN2	SCSTG-GN3	
RED	SCSTG-R1	SCSTG-R2	SCSTG-R3	
BLUE	SCSTG-B1	SCSTG-B2	SCSTG-B3	
YELLOW	SCSTG-Y1	SCSTG-Y2	SCSTG-Y3	
GRAY	SCSTG-GY1	SCSTG-GY2	SCSTG-GY3	

Some patients simply respond better to specific colors of tinted lens than simple gray lenses, which act as neutral density filters. Gray lenses simply reduce the overall amount of light reaching the eye. It is still unclear exactly how certain wavelengths of light work to achieve this, but it is thought that it changes the timing between the m-cell and p-cell system, or more commonly referred to as the central and peripheral vision.

## SCST FLIPPERS

SCSTF5 (Flipper Set)



The SCST flippers contain the most common colors chosen by color sensitive patients. The use of color overlays is an alternative method for determining the optimum color, but studies have shown that the difference between colors chosen with overlays may vary significantly compared to the colors chosen when affecting the full field with lenses. Ideally the most exact way to choose a color is with a colorimeter, but the cost of the instrument and the expensive of custom tinting may be prohibitive for many practices.

A much less expensive and yet effective way of testing and treating the color sensitive patient is the combination of diagnostic flippers and confirmation glasses of the SCST system.

Note: The red colored tint in the kit is known as FL-41 which seems to help many with migraines.

Flipper Set Includes: 5 Flippers & Protective Case



## EYELIGHTS™

EYELIGHTS

\*Includes Clear Lens



By stimulating the weaker side of the brain you allow it to become stronger, thus improving overall performance both mentally and physically. Eyelights can be used by anyone since everyone has one side of the brain that functions at a higher level than the other. Eyelights are being worn by children with learning disabilities in order to keep them more attentive and focused in the classroom. Athletes are wearing Eyelights to increase performance on the field or to push through a plateau. Anyone can wear Eyelights to deal more effectively with stress, depression, or neurological disorders.

EYELIGHTS HAVE BEEN KNOWN TO HELP WITH THE FOLLOWING:

- Cellular Immediate Early Gene Response
- ADHD
- Dyslexia
- Stroke
- Multiple Sclerosis
- Autism

Eyelights target the weaker functioning side of the brain via the non-dominant eye. Light stimulation directly to the non-dominant brain causes an excitatory barrage to travel to the mesencephalon, the most metabolic area of the brain, where an increase in cellular function occurs.

### COLORED LENS KIT

ELENSKIT (Kit of All 6 Colored Lenses)

### INDIVIDUAL LENSES

BLUE, YELLOW, VIOLET, RED, ORANGE, GREEN OR CLEAR

ELENS (Please Specify Lens Color)

Several interchangeable lenses may be purchased individually for the Eyelights™ including:

- Blue (B) can increase awareness while aiding tension and stress (especially under fluorescent lighting.)
- Yellow (Y) generates muscle energy and can be used outside to increase contrast in golf, shooting, or skiing.
- Violet (V) helps assimilate nutrients and minerals and may control irritability.
- Red (R) stimulates and excites the nerves and blood, aiding in treatment of deficiencies of smell, sight, hearing, taste, & touch.
- Orange (O) promotes happiness and can be used while performing, playing music, etc.
- Green (G) creates a calming affect (best lens for morning use.)
- Clear (C) for indoor use while reading, studying, or watching TV.



# DELUXE FCFTESTER SOFTWARE PACKAGE

DFCFTS

The Computerized Functional Color Field Tester (FCFTester) software system provides for quick, efficient, and reliable testing of the functional color visual fields. The software allows for the measurement of Form Fields (functional campimetry), the Color Fields (Red, Blue, & Green), and Blind Spot.

A key benefit to this system is the vast number of settings and customizations which allow you to create uniform test conditions for your patients, as well as the ability to store test parameters to ensure testing accuracy and consistency with patients when retesting. A built-in calibration module allows you to run the software on monitors 15" up to 24". A variety of new enhancements now are included with the new Deluxe FCFTester software package, including the ability to monitor eye position during testing. For existing FCFTester customers, you can purchase this module as an upgrade. Contact us for details.

In addition to ongoing software enhancements, the viewing hardware for the FCFTester is now constructed of high-impact ABS, which provides a durable, professional appearance. Also, the viewer now features a trial lens well, as shown in the image to the right.

Save time and improve accuracy by upgrading from your manual color field testing equipment to this professional software system, which is quickly becoming the new standard in color visual field testing for both its ease of use and value in the exam room!



Visit us online or contact our Customer Service Team to learn more information.

## Interested in upgrading your old viewer hardware?

The new deluxe software packages will include the new ABS plastic viewer (shown in the picture). If you are a customer who purchased the original RFFT software with the original acrylic viewer and are interested in upgrading your viewer, then you can purchase the new deluxe viewer individually.



Fits 38mm trial lenses (lenses not included).

DFCFTVO (Viewer Hardware Only)

# CERIUM PREMIUM OVERLAY TESTING SET

CWRTPT

The Cerium Premium Overlay Testing Set consists of 2 sets of A5 overlays in each of the 12 colours equally positioned around colour space. The color is selected by process of elimination. Assessment should be carried out only in the manner indicated on the record sheet. Full instructions and assessment sheets are included. The pack is supplied in a high quality presentation folder.

The Wilkins Rate of Reading Test and DVD training by Professor Arnold Wilkins is also included. The Wilkins Rate of Reading Test was designed to objectively measure the benefits obtained by individuals who suffer with Visual Stress, viewing text through Cerium Coloured Overlays. It is not a measure of cognitive ability or intelligence but compares the effects of reading simple words with and without the selected overlay. The patient is simply required to read words aloud while reading times and errors are noted. The test uses simple words, familiar to young children. The words appear in each line of a block of text but in a random order as we are not assessing the child's comprehension skills but purely the reading speed.

Practitioners find the test easy and quick to administer and the results reliable and repeatable.



## NEW AGE GOGGLES WITH SOLAN BLUE FILTER LENSES



SOLBG (Single)

SOLBG6 (Pkg. of 6)



## SOLAN BLUE FILTER SHEETS

Special blue vinyl sheets as used in the work on Scotopic Stress Syndrome by Dr. Harold Solan.

SOLB1156

Includes: Six Sheets  
Size: 8-1/2" x 10-1/2"

### Colors Include:

- Aqua (AQS)
- Lilac (LIS)
- Magenta (MS)
- Yellow (YS)
- Orange/Amber (OS)
- Leaf (LS)
- Rose (RS)
- Purple/Violet (PS)
- Turquoise (TS)
- Apple (AS)
- Blue (BS)
- Neutral (NS)

## COLORED OVERLAYS

The overlays consist of a robust transparent sheet that has a non-reflective surface, but one that allows the print to be clearly seen. The overlays may be superimposed on each other, but no more than two overlays should be used any one time due to the increasing density of tint. The edges are rounded for safety.



CPO+ (SINGLE A4 FULL SIZE OVERLAYS)

CPO+ (BUY 5 OR MORE)

# SPATIAL LOCALIZATION & PRISM TRAINING



## BERNELL SPATIAL LOCATION BOARD™ (SLB)

HEIGHT ADJUSTABLE MODEL

**BSMAPB2 (COMPLETE KIT)**

The Bernell Spatial Location Board™ (SLB) was developed for in-office testing and training of spatial concepts. The main purpose of this device is to assess the spatial localization skills of TBI or mTBI patient. Quite often after an acquired brain injury, regardless of the cause, the ability to properly locate an object accurately in space is altered. There is often a mid-line shift that occurs as well. The purpose of this instrument is to determine the direction and amount of this problem, and to see how lenses or prisms of various powers may be used in treatment. Prisms can be found on page 124. The unit has a 360 pivot so that you can test horizontal shifts or vertical shifts. By having the patient face the board, you can also test spacial awareness.

**The SLB™ Includes:** Magnetic Whiteboard and Stand, (2) Magnetic Sheets, Set of 6 Dry Erase Markers with Erasers on Caps, Pkg. of 8 Colored Magnets, (2) 25 Sheet Recording Forms, Clear Acetate cm Measurement Gauge, and Instruction Manual.

This device was designed to be a multi-functional tool for any VT practice. In addition to the wide range of testing activities for spacial concepts, the SLB™ can also be used for tracing activities with dry erase markers or for holding charts or other VT training materials with magnets.



**REPLACEMENT RECORD FORMS**  
**BSLBFM (PAD OF 25)**

### PRISM TRIAL LENS SET - 18 PIECE **PTLS9**



Set of 9 pairs of glass prisms ranging from 1PD to 14PD. Comes in a deluxe carrying case for easy access and storage. Lens rings are 38mm diameter. Includes lens cloth. Case includes individual slots for each prism with reference labels.

**Set comes in 9 pairs (18 total prisms) with the powers:**  
1 PD, 2PD, 3PD, 4PD, 6PD, 8PD, 10PD, 12PD, 14PD



### DELUXE TRIAL PRISM LENS SET - 48 PIECE **PTLS24**



Set of 24 pairs of glass prisms ranging from 0.25PD to 10PD. Comes in a deluxe carrying case for easy access and storage. Lens rings are 38mm diameter, but the aperture of the glass lenses are 25mm x 20mm. Includes a empty variable PD flipper for holding the prisms.

**PTLS24**

### 3M PRESS-ON™ PRISMS

Ultra-thin, 1mm Fresnel prisms are ideal for trial fittings. Adhesive backing firmly holds prism to lenses. Easily removed.



**Available in PD: 1-10, 12, 15, 20, 25, 35, & 40**

**Size: 2-3/4" x 2-3/4"**

\*Specify prism diopter size when ordering such as A5 for 5PD prism.


**A+ (POWER)** **10+**



**7 Rings with handles per set.**

### FRESNEL PRISM TRIAL SETS

- Allow accurate testing of large oculomotor imbalances in the trial frame.
- Fits all standard trial frames.
- Made of thin optical quality acrylic and are lightweight.
- Each set includes a display box.
- Available as two sets providing a full range of prisms.



**LOW DIOPTR SET**  
(2, 3, 4, 5, 6, 8, 10)

**FRSET1**

**HIGH DIOPTR SET**  
(12, 15, 20, 25, 30, 35, 40)

**FRSET2**

### BISHOP DUAL PRISM ALIGNMENT SYSTEM

The Bishop Dual Prism Alignment System to aid in measuring large angle strabismus.

**BDPAS**

**Includes:** magnetized prisms, metal alignment plate, and a convenient carrying case.




Developed by Dr. John E. Bishop, MD, fixes the prisms in place, helping to eliminate measurement errors. The Bishop tool allows simultaneous placement of prisms in front of each eye with proper positioning. The system is designed to also work well on patients wearing trial frames. A portion of each sale of the Bishop tool is donated to the Children's Eye Foundation.

### MAGNETIC STICK PRISM SETS

PRISM SET OF 16 OR 22

\*Set-16 Shown



Magnetically attached handles.

**Set-16 Magnetic Prism Set** - 16 magnetic prisms and a red lens. Magnetic handles (2) and a durable storage case. **Includes Sizes:** 1/2, 1, 2, 4, 6, 8, 10, 12, 15, 20, 25, 30, 35, 40, 45, 50, & a Red Lens.

**GMPSET16**

**Set-22 Magnetic Prism Set** - 22 magnetic prisms and a red lens. Magnetic handles (2) and a durable storage case. **Includes Sizes:** 1/2, 1, 2, 3, 4, 5, 6, 7, 8, 9, 10, 12, 14, 16, 18, 20, 25, 30, 35, 40, 45, 50, & a Red Lens.

**GMPSET22**

## SQUARE PRISM SETS

Lightweight 37mm square plastic prisms are ideal for testing and dispensing to patients.

## SQUARE PLASTIC PRISMS

37mm square plastic prisms in your choice of diopter. Diopter powers are marked on sides.

(Sold Individually)

### DIOPTRER SIZES:

0.5, 1, 2, 3, 4, 5, 6, 7, 8, 9, 10, 12, 14, 15, 16, 18 and 20

ASP + POWER

### DIOPTRER SIZES:

25, 30, 35, 40, 45 and 50

ASP + POWER



Please specify diopter power when ordering

C



D



A



B



Available in 4 standard sets.

	NAME	DESCRIPTION	PRICE
A	8 Prism Set - AS8	One prism of 3, 5, 8, 10, 12, 15, 20 & 25PD	
B	10 Prism Set - AMPS10	One prism of 0.5, 1, 2, 4, 6, 8, 10, 15, 20 & 25PD with small Maddox Rod occluder	
C	16 Prism Set - AS16	One prism of 0.5, 1, 2, 4, 6, 8, 10, 12, 15, 20, 25, 30, 35, 40, 45 and 50PD	
D	22 Prism Set - AS22	One prism of 0.5, 1-10, 12, 14, 16, 18, 20, 25, 30, 35, 40, 45 & 50 PD	

## COMBINATION PRISM SET

Basic prism set in convenient wood case, foam-lined for protection and organization. Comes with red maddox rod.

**Contains:** One Horizontal Bar (0.5, 1, 2, 4, 6, 8, 10, 15, 20 & 25 PD)  
 One Vertical Bar (0.5, 1, 1.5, 2, 3, 4, 5, 6, 8 and 10 PD)  
 Ten Individual 37mm Square Prisms (0.5, 1, 2, 4, 6, 8, 10, 15, 20 and 25PD)



APS30R (SET) WITH MADDOX ROD (PICTURED)

APS30SET WITHOUT MADDOX ROD

## STICK PRISMS

Any of the square prisms are now available with a stainless steel holder. Easier to hold and keep finger oils off prisms. Less chance to break than acrylic holders sold by others

Allows quick alternations of BI-BO or BU-BD at distance or near!

## STICK PRISM KITS



ASPSSET22 (Pictured) →

Both sets include a red filter on a stick and are held in a felt lined case for convenience as well as scratch protection.

NAME	DIOPTRER SIZES	PRICE
ASPS+ (POWER)	0.5, 1, 2, 3, 4, 5, 6, 7, 8, 9, 10, 12, 14, 15, 16, 18 & 20	
	25, 30, 35, 40, 45 & 50	

NAME	DESCRIPTION	PRICE
SET OF 10 - ASPSET10	0.5, 1, 2, 4, 6, 8, 10, 15, 20 & 25PD	
SET OF 16 - ASPSET	0.5, 1, 2, 4, 6, 8, 10, 12, 15, 20, 25, 30, 35, 40, 45, & 50	
SET OF 22 - ASPSET22	0.5, 1-10, 12, 14, 16, 18, 20, 25, 30, 35, 40, 45 & 50	

# PRISM TRAINING

## BERNELL PRISM TRAINING GOGGLES

BERNELL IS YOUR SOURCE FOR PRISM TRAINING GOGGLES

**ADULT SIZE (48mm) STANDARD GOGGLES**

48mm Sizes have PD approx. 64

**CHILD SIZE (38mm) STANDARD GOGGLES**

38mm Sizes have PD approx. 55



**ADULT SIZE (48mm) DELUXE GOGGLES WITH NOSEPADS**

**CHILD SIZE (38mm) DELUXE GOGGLES WITH NOSEPADS**

Allows patients to train without instruments while reading, working, etc. Prisms are round, with flat or corrected curved plastic, and can be rotated to any position with finger screws. Power and base are marked on prisms. Adult size (48mm) goggles now come with an axis scale marked on front to more accurately set the angle of prism. We've made additional improvements on both frame sizes, including widening the cord and adding Velcro for easy on/off! This improvements are in addition to improved size screws which make for easier tightening of the lenses on both frames. **Both now come with a 360 axis scale!**

27" ELASTIC STRAP FOR PRISM GOGGLES WITH MINI LOCK **RP-1148EL**

**Flat Prisms: Allow training with maximum prismatic distortions of the patient's field.**

### STANDARD FLAT PRISM GOGGLES

PART NUMBER	DIOPTERS	PRICE
BC1138+ OR BC1148+	0.25, 0.50, 0.75, 1-7D	
BC1138+ OR BC1148+	8 OR 10D	
BC1138+ OR BC1148+	12, 15, or 20D	
BC1138+ OR BC1148+	25D or 30D	
BC1138FR	38mm Empty Frame	
BC1148FR	48mm Empty Frame	

### DELUXE FLAT PRISM GOGGLES WITH NOSE PADS

PART NUMBER	DIOPTERS	PRICE
BC1138+NP OR BC1148+NP	0.25, 0.50, 0.75, 1-7D	
BC1138+NP OR BC1148+NP	8 OR 10D	
BC1138+NP OR BC1148+NP	12, 15, or 20D	
BC1138+NP OR BC1148+NP	25D or 30D	
BC1138NP	38mm Empty Frame	
BC1148NP	48mm Empty Frame	

**Corrected Curved Prisms: Ground lenses correct for optical and chromatic errors. These lenses are similar to prescription glasses to allow more accurate training.**


### STANDARD CORRECTED CURVED PRISM GOGGLES

PART NUMBER	DIOPTERS	PRICE
BC1138+C OR BC1148+C	0.25, 0.50, 0.75 1-7D	
BC1138+C OR BC1148+C	8 OR 10D	
BC1138+C OR BC1148+C	12D	

### DELUXE CORRECTED CURVED PRISM GOGGLES WITH NOSEPADS

PART NUMBER	DIOPTERS	PRICE
BC1138+CNP OR BC1148+CNP	0.25, 0.50, 0.75 1-7D	
BC1138+CNP OR BC1148+CNP	8 OR 10D	
BC1138+CNP OR BC1148+CNP	12D	

## ROUND FLAT & CORRECTED CURVED PRISMS



These bevel-edged lenses can be used in trial frames (38mm), flippers (38mm), or prism training glasses (both 38mm and 48mm). Base can be turned to any desired position. Powers and base are conveniently marked on the prisms.

8PD REGULAR PRISM ON LEFT →

8PD CORRECTED CURVE PRISM ON RIGHT →



### ROUND FLAT PRISMS

Some doctors prefer these to better accentuate prism distortion.

PART #	DIOPTERS	PRICE
AR38+ OR AR48+	0.25, 0.50, 0.75 1-7D	
AR38+ OR AR48+	8 OR 10D	
AR38+ OR AR48+	12, 15, or 20D	
AR38+ OR AR48+	25 OR 30D	

To ORDER: AR38+POWER OR AR48+POWER

### CORRECTED CURVED PRISMS

Train without distortions and aberrations for just a couple more dollars.

PART #	DIOPTERS	PRICE
CR38+ OR CR48+	0.25, 0.50, 0.75 1-7D	
CR38+ OR CR48+	8 OR 10D	
CR38+ OR CR48+	12D	

To ORDER: CR38+POWER OR CR48+POWER

Half power prisms available in corrected curved lenses as special orders. Contact us for pricing. Sorry, we can only supply CC prisms up to 12PD.



# Deluxe Prism Goggles Kits and Accessories

- FEATURES:**
- Prisms snap into place!
  - No more thumb screws!
  - Designed for both children and adults.
  - Easily rotate prisms by hand to desired location.
  - Works with both our flat and corrected curve 48mm prisms.

Lightweight, premium frame designed to fit comfortably on both children and adults. Frames work with both our flat and corrected curve 48mm prisms. Prisms snap securely in place, yet can be easily rotated by hand to the desired location. No more thumb screws!

The frame has a lens well on both the front and back of the frame. It also features an internal groove for adding red/green filters to the goggles. The frame has white tick marks every 30 degrees. They come with a 1/2" wide flat elastic band and elastic adjustment toggle for a secure, yet comfortable fit.



Shown with flat prisms.

NEW

Empty Frame

Allows patients to train without instruments while reading, working, etc. Flat lenses and corrected curved prisms are round, CR39 plastic, and can be rotated to any position by hand. Power and base are marked directly on the prism. Goggles come with an axis scale marked on the front and back to more accurately set the angle of the prism.

VTP EDITION PRISM GOGGLES WITH		
FLAT PRISMS	DIOPTERS	PRICE
VTP-1148+	0.25, 0.5, 1-7PD	
	8 OR 10D	
	12, 15, or 20D	
	25D or 30D	
VTP-1148FR	Empty Frame	
<ul style="list-style-type: none"> <li>• Power and base are marked on prism.</li> <li>• 360 axis scale with 30 degree markings.</li> <li>• Includes microfiber drawstring pouch for frame storage.</li> </ul>		
VTP EDITION PRISM GOGGLES WITH		
CORRECTED CURVE PRISMS	DIOPTERS	PRICE
VTP-1148+C	0.25, 0.5, 1-7PD	
	8 OR 10D	
	12	

**RED/GREEN FILTERS**  
FOR VTP EDITION PRISM GOGGLE FRAME

- 1 Red and 1 Green 48mm round filters.
- Filters snap into center grooves of VTP Edition Prism Goggle Frame.

VTP-1148RG

**TRIAL LENS INSERTS**  
FOR VTP EDITION PRISM GOGGLE FRAME

Add 38mm trial lenses to the VTP Edition Prism Goggles! Fits into existing 48mm goggle wells. Sold as a pair of plastic inserts.

VTP-1148TLI



### VTP Edition Deluxe Prism Goggle Complete Kit - 28 prisms

VTP-1148KIT28

**Powers Include:** 0.25PD, 0.50PD, 1PD, 2PD, 3PD, 4PD, 5PD, 6PD, 8PD, 10PD, 12PD, 15PD, 20PD, 25PD

VTP Complete Kit has (28) prisms, (6) frames, 6 pairs of 38mm trial lens inserts (12 total), 6 pairs of red/green lens inserts (12 total) and a lens cloth color may vary. All items are housed in a custom plastic case that is lined with pre-cut foam to keep prisms safe & clean.

### VTP Edition Deluxe Prism Goggle Mini Kit - 16 prisms

VTP-1148KIT16

**Powers Include:** 1PD, 2PD, 3PD, 4PD, 5PD, 8PD, 10PD, 15PD

VTP Mini Kit has (16) prisms, (4) frames, 4 pairs of 38mm trial lens inserts (8 total), 4 pairs of red/green lens inserts (8 total) and a lens cloth color may vary. All items are housed in a custom plastic case that is lined with pre-cut foam to keep prisms safe & clean.

1148KIT28 Pictured



## BERNELL PRISM TRAINING GOGGLE KITS

### Bernell Prism Goggle - Complete Kits - 28 prisms

Complete Kits have (28) flat prisms, (6) standard frames, & Dual End Maddox Rod with translucent occluder in a wooden case with pre-cut foam to reduce scratches & smudges and provide order.

**Powers Include:** 0.25, 0.50, 1, 2, 3, 4, 5, 6, 8, 10, 12, 15, 20, & 25PD

38mm lens size Child  
1138KIT28

48mm lens size Adult  
1148KIT28

### Bernell Prism Goggle - Mini Kits - 16 prisms

Same Kits as above but with (16) flat prisms, (4) standard frames, & Dual End Maddox Rod with translucent occluder in a wooden case. Kit has empty spaces for future expansion.

38mm lens size Child  
1138KIT16

48mm lens size Adult  
1148KIT16

**Powers Include:** 1, 2, 3, 4, 5, 8, 10, & 15

### Adult/Child Combo Prism Kit

Combo prism kit offers (32) flat prisms.

3848KIT32

**Available Powers Include 2 of Each:** 0.25, 0.50, 1, 2, 3, 4, 5, 6  
Includes (3) empty BC1138 Child Frames and (3) empty BC1148 Adult frames.

Order Now by Phone at (574) 259-2070 or Go To [www.bernell.com](http://www.bernell.com) 138

EXAM ROOM NEEDS

ASSESSMENTS

OPTICAL

VISION THERAPY

NEURO REHABILITATION

LOW VISION

REFERENCE

# PRISM TRAINING & EQUIPMENT



## VTE YOKED ROTATING PRISMS ADULT AND CHILD SIZE

Available in PD: 0.25, 0.50, 1, 2, 3

**E/RYPYA+**

Available in PD: 4, 5, 6, 8, 10

**E/RYPYA+**

Available in PD: 12, 15, 20, 25

**E/RYPYA+**

Adult lens diameter is 45mm. Child lens diameter is 40mm. Each comes with case. Available in PD: 0.25 thru 25.

Children's Size Prism Goggles available at same pricing: **E/RYPYC+ PD**

Please specify PD when ordering eg. 15 PD = #E/RYPYA15

Empty VTE Adult Frame

**E/FRRYPA**

Empty VTE Child Frame

**E/FRRYPC**



Color may vary

Children's Size

## PRISM GOGGLE KITS

FROM VTE

### FULL ADULT KIT

**E/RYPSETA1**

- 6 empty frames
- 11 pairs of adult prisms: 1, 2, 3, 4, 5, 6, 8, 10, 15, 20, 25 PD
- A pair of clips for each spherical power: +0.50, +1.00, +1.50, +2.00, +2.50, +3.00, -1.00, -2.00, -3.00, -4.00, -5.00, -6.00;
- 2 polarized clips • 1 green filter clip • 1 red filter clip • 2 empty clips



\*Full Adult Kit Shown

### MINI ADULT KIT

**E/RYPSETA2**

Mini Kit has same 16 Prisms & 4 frames as 1148KIT16.

### MINI CHILD KIT

**E/RYPSETC**

Kit has same 16 Prisms & 4 Frames as 1138KIT16.

## FREE SPACE SEPTUM TRAINING MIRROR

A septum with two mirrored sides which is used for binocular training, anti-suppression and fusional activities as well as fighting neglect in stroke/brain injury rehabilitation. This handheld two sided mirror has a custom handle for comfort, as well as to prevent finger prints from damaging the mirror surface. Includes activity guide for training.

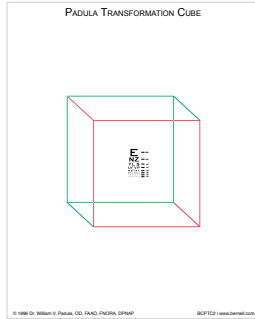


**BSNMIR**

**Materials:** Acrylic mirror with plastic handle  
**Mirror Size:** 8" x 5", 3/16" thickness.  
**Overall Length:** 12" Long

## PADULA'S TRANSFORMATION CUBE

The Padula Transformation Cube (T-Cube) is designed to affect the bimodal visual process while steady gaze is maintained. The patient may be given an activity in Neuro-Visual Postural Therapy (NVPT) or Vision Therapy (VT) and asked to fixate on the T-Cube. The advantage of using the T-Cube is to reduce demand on the focal process and to engage the spatial visual process (ambient visual process) during the therapy activity. Multiple charts of the T-Cube can be used to develop saccadic fixations.



Product comes as a set of two 8.5" x 11" sheets on cardstock material.

**BCPTC2 (Set of 2)**

## PRESS LITES™

**PRESSLT**

This therapy kit was developed by Dr. Leonard J. Press, OD, FAAO, FCOVD, to be used with patients who have true field loss, field neglect or inattention or suffer with divided attention difficulties including extinction. The kit comes with instructions for (6) increasingly difficult procedures created by Dr. Press as well as a set of Red/Green lites for training and (1) pair of Bernell Modern Red/Green goggles. The lite sticks have two modes: constant and flashing. Batteries are easily replaced and bulbs are LED for long life of use.



## RUMMEL HEMIANOPSIA BUTTONS™

Developed in association with Errol Rummel O.D. F.A.A.O. F.C.O.V.D.



Right Side

Left Side

Backside of Buttons

The Hemianopsia buttons help in clinic or hospital settings to let others know on which side the patient has troubles. Buttons state "I have trouble on my RIGHT (or LEFT) side." The correct side is blackened. Sold individually or both.

**AFR225R (Right Side)**

**AFR225L (Left Side)**

Buy 2+ for \$2.45 each

## RUMMEL HEMIANOPSIA GUIDES™




The Hemianopsia Reading Guide helps increase reading speed and comprehension. Without the guide, those with field loss or neglect will often leave off part of a line & miss or change the meaning of the sentence. With the guide, one reads until coming to stop or returns back until the "go" barrier.

Reading guides are made of durable vinyl.

**ER049**

## THE GONZALEZ-MARKOWITZ POTENTIAL VISUAL ACUITY TEST



This test is designed for use at 50 cm in normal exam room lighting to quickly assess a low vision patient's potential visual acuity.

The test includes 10 test faces on 5 cards of white Tumbling E's on a black background. The calibrated tests range from 20/50 to 20/400 acuity levels. Each card measures 40 cm x 40 cm (16" x 16"). Test instructions are included.

GMPVAT


## LOW VISION DISTANCE ACUITY CHART



Designed by two low vision doctors. The chart has a 20/630 size number as well as numbers & tumbling "E's" that are 20/500, 20/400, & 20/317 sizes. These take the memory out of acuity testing. The 20/250 page & below have four numbers of the same size. This allows you to test each eye individually without concern for memorization. Also, by observing which number is seen first, the tester can decide which part of the field has the best fixation. Chart lists size by logmar & Snellen equivalent to 20/20.

LVDAC

## LOW VISION FIELD DETECTOR 2



Designed for screening low vision patients to tell which part of their field is best for reading or which is their current preferred field--which may not be the same area.

The new card was designed with the same purpose as Version 1, but is printed with larger a font to make it easier for the low vision patient. Additionally, a black and white print on the back can be used for patients who struggle with color vision or color confusion.

Printed on Rigid White Vinyl.

LVCD2

## Low Vision Test Card

	Dist. Equivalent	Snellen	Suggested Add
10M	Your eyes	20/500	240
15M	may have a	20/450	220
20M	lot of problems	20/400	200
25M	but you still have	20/350	180
30M	some vision to work	20/300	160
35M	with. There are several	20/250	120
40M	problems that patients have,	20/200	100
50M	the print needs to be larger and the	20/150	80
60M	contrast in the print may cause some letters to be	20/100	50
70M	very hard to read for some patients.	20/80	40
1M		20/50	2.50

## LOW VISION TEST CARD

Features upper & lower case letters to test near visual acuity in low vision patients. Appropriate starting high plus add power or magnifier power is indicated to the right of the line of copy the patient is able to read.

LVCARD

## LOW VISION PLAYING CARDS

Easy-to-see deck of cards allows patients with low vision to enjoy cards without making embarrassing mistakes or having to ask what was played. Most decks have large numbers, but small suit symbols or confusing Jack, Queen, & King. **Very easy to use!**



LVCDS



# ELECTRONIC MAGNIFIERS

Available from:  
**BERNELL**



**OrCam Read  
Point - Click - Read**

**What is it?**

Life changing handheld device that converts text to audio in real time from any surface

**Who is it for?**

Anyone with reading challenges or learning differences such as:

- Dyslexia
- ADHD
- Low Vision
- Binocular Vision Disorders
- Traumatic Brain Injury (TBI)
- Stroke Survivors and more

**Benefits:**

1. Enjoy reading independently rather than avoid reading
2. Provides access to any text on any surface
3. Accessible reading for anyone with reading challenges
4. Point & Click to read an entire page or indicate where to begin using laser targeting
5. Allows people to read with ease, gain success on the job or read for fun
6. Ensures privacy - No WiFi or cloud connectivity required



**ORCAM**  
www.bernell.com



Available from:  
**BERNELL**



**OrCam MyEye  
Independence  
Everywhere You Go**

**What is it?**

A revolutionary, easy to use, hands-free wearable assistive technology which converts visual information into audio in real time

**Who is it for?**


Those currently benefiting include people who are blind or visually impaired; including those with:

- Macular Degeneration
- Diabetic Retinopathy
- Glaucoma
- Stargardt Disease
- Optic Neuropathy
- Traumatic Brain Injury
- Stroke Survivors and more...

**Benefits:**

1. Provides increased independence and confidence by empowering people to overcome challenges in activities of daily living
2. Greater freedom and functionality with hands free voice activated technology, simply say "Hey OrCam"
3. Easy to use anytime and anywhere. No WiFi or cloud connectivity required ensuring privacy
4. Read anything, books, menus, bank and credit card statements, emails or text from any surface; enjoy an independent shopping experience, identify family, friends and more

**ORCAM**  
www.bernell.com

**3.5" PORTABLE DIGITAL MAGNIFIER**

Easy to use, small portable magnifier has a 3.5" LCD screen and is very easy to use and take about.

Magnification ranges from 2X to 24X, for quick viewing. Other features include freeze frame for 1 image, and 15 different color options. Output to a TV available using an included AV output cable. 6 hour battery life.



**PDM**

**VISUM ECARE 3.5" - ELECTRONIC MAGNIFIER**

**VEC35**

Ecare 3.5" is a full-function yet lightweight video magnifier that's easy to take with you anywhere you go. It offers a magnification range of 2.5x - 17x. Display images in your choice of color, B/W, reverse or one of the other false colors on the 3.5-in. widescreen LCD, and use the Freeze Frame function to capture an image onscreen and examine it more closely.

Ecare 3.5" is a handy tool to help those with low vision read food labels, tags in stores or restaurant menus, and is also versatile enough for longer reading tasks. **2.5 - 17x Magnification**

**Key Features:**

- Compact and lightweight design
- Four different color modes to select
- Easy to use controls
- Wide magnification (2.5x - 17x)
- 3.5" LED screen
- Adjustable contrast
- TV Out
- Image Freeze
- Integrated stand for easy reading
- Auto sleep function
- Two (2) year warranty

Low Vision products are returnable with a restocking fee of 15%. Unfortunately, some doctors were ordering 5 mags for a patient to test and then trying to return 4!



**2X RIGID FRAME DELUXE FULL PAGE FRESNEL MAGNIFIER**

Deluxe rigid frame full page magnifier with 2x power acrylic Fresnel lens that is both sturdy and shatterproof. Ideal for reading large areas of small print.

**PM2100**      **Size: 8-1/2" x 11"**

**FLEXIBLE PAGE MAGNIFIER**

Lightweight and washable, this large magnifier has a 4-1/2" focal length. Features 16 diopters.




**DV1500**      **Size: 6" x 8.5"**      **2X MAGNIFICATION**

**5" HANDS-FREE MAGNIFIER WITH LED**

**HFM665**

This wide 5" hands-free magnifier allows for greater viewing flexibility without adding undue stress to your neck. A bright light dual-LED, makes viewing easy in any light condition. The wide bridge and adjustable neck strap allow for it to be used at various angles comfortably. Uses 3-AAA batteries (not included)



**HANDS-FREE MAGNIFIER**

**A454636**



Perfect for work that requires both hands. An adjustable cord around the neck holds the magnifier at the correct distance for any person and any task. Lightweight 2x power. 5-1/2" x 4"

**LIGHTED STAND/PAGE MAGNIFIER**



Magnifies a page at a time. Stand is set at focal distance. Comes with battery operated light for better viewing. Uses 3 AAA batteries (not included). 3.5x Comes with neck cord.

**SVPLS**

**3-IN-1 LED LIGHTED HANDS-FREE MAGNIFIER SET**

**LS833520**

**Set includes:** LED lighted base with clip-on base stand, 2x 110mm rimless round acrylic lens, 2x acrylic Fresnel lens with 2.5x spot lens, 3.5x dual acrylic lens, and adjustable length neck strap.



**Magnification:** 2x, 2x/2.5x, 3.5x  
**Lens Diameter:** 110mm, 90mm, 130mm  
**Accessories:** Adjustable Neck Strap  
**Batteries:** 3 AAA (not included)

**BOOKSTAND WITH FRESNEL MAGNIFIER 2X POWER**

When using this 2X magnifier, it is important to continue to have good posture while reading. This combination bookstand with 2X fresnel magnifier provides a large 10" x 12" adjustable 2X magnifier on a sturdy bookstand, allowing easy hands free viewing.



**BFM2XS**

**LED CORDLESS STAND MAGNIFIER 8" x 10", 3X**



This portable and sturdy 8 inches x 10 inches 3X magnifier has 12 bright white LED's to simulate natural light and provide extra illumination for your reading. Nickel finish stand has an adjustable height for optimal positioning. Cordless illumination means there are no wires to trip over!

**LEDCSM3X**

Low Vision products are returnable with a restocking fee of 15%. Unfortunately, some doctors were ordering 5 mags for a patient to test and then trying to return 4!

# HANDHELD MAGNIFIERS

## LED LIGHTED 2.5X POWER FOLDING RECTANGULAR MAGNIFIER



**F2X3LED**

This handheld magnifier has a rectangular lens that is shaped for the way you naturally view things. Ideal for reading print or everyday needs. Fold the handle flush for easy storage. The built-in LED illumination helps brighten your viewing area. Uses 1 AAA battery (not included).

## 3-IN-1 LED LIGHTED HANDHELD MAGNIFIER




Set includes one lighted handle, one 2x power 110mm rimless round acrylic lens, one power 2x rimless rectangular lens, one 3.5x power dual acrylic lens and a protective pouch to keep lenses safe and scratch-free. Uses 3 AAA (not included)

- Crystal clear acrylic lenses with (2) super bright LEDs
- 3 easily interchangeable magnifier heads
- Comfortable grip with fold-out legs
- Deluxe storage case

**MRAL31**



## MULTI-POWER LED LIGHTED POCKET MAGNIFIER



This handheld pocket magnifier has three magnifying powers: 6x, 4.5x and 2.5x. It features a crystal-clear acrylic lens. It is an ideal low vision aide. Perfect for reading fine print and is so compact that it can easily fit in a pocket or purse. Requires 2 CR2032 batteries which are included.

**MPM33**

## 1.5" FLIP-OPEN 3X POCKET MANIFIER



This compact, 3x power flip-open magnifier with a built-in folding case. It's perfect for carrying in your pocket or purse...to use every day!

**GN33PM**

## 2X SOFT-GRIP HAND/STAND MAGNIFIER



**MSG16**

- Ergonomic Soft-Grip Handle
- Convertible Drop-Down Legs for Hands-Free Use
- 2x Glass Lens with 11.5x Built-In Spot Magnifier
- Soft Cast for Protection Between Uses

Hand and stand magnifier offers the versatility of handheld or handsfree use. The 2x glass lens with built-in 11.5x spot magnifier increases the magnifier's range of use while providing maximum durability.

## OPTI-PAK POCKET MAGNIFIERS

The Opti-Pak Magnifiers offer a unique design, compact in size, that is convenient to carry in pocket or purse. The durable plastic case slides open for use as a handle and snaps shut to protect the magnifier when not in use. Three different powers are available to provide the right magnification for the right job. Magnifiers are color coded by magnification (light, dark grey and black).

**KIT OPTION:**  
3 (3x), 4 (4x), & 3 (5x)



- DP700KIT (KIT OF 10)**
- DP703 (3x)**
- DP704 (4x)**
- DP705 (5x)**


## MULTI-POWER FLIP-OPEN POCKET MAGNIFIER



This compact, 7x/5x/2.5x power flip-open magnifier with a built-in folding case. The flip open magnifier can be used for reading all fine print, including coupons, labels at the grocery store, menus or more!

**GN44PM**

## COIL STANDARD & LED POCKET MAGNIFIERS




Labels A, B, C, D are present on the magnifiers.

Pocket magnifiers have 1.75" diameter bi-aspheric optical acrylic lenses with 3" handles.

- Comes with protective pouches.
- They all use 2 AA batteries (Not Included).

- A. ILA5148 (9x)**
- B. ILA5147 (7x)**
- C. ILA5146 (6x)**
- D. ILA5270 (3x)**

## REIZEN POCKET LED MAGNIFIERS



Labels A, B, C, D, E are present on the magnifiers.

- A. R6970 (4x)**
- B. R6972 (8x)**
- C. R6973 (10x)**
- D. R6974 (12x)**
- E. R6975 (14x)**

- Maintenance free sealed unit LED light source
- Extended battery life/easy battery change
- Manufactured for safe, reliable, long lasting use
- Aspheric lenses designed to be free of distortion & abrasion resist coating, index matched to improve light transmission.


Low Vision products are returnable with a restocking fee of 15%. Unfortunately, some doctors were ordering 5 mags for a patient to test and then trying to return 4!

## REIZEN LED STAND MAGNIFIERS

These German aspheric magnifiers are very popular because of their quality and price. LED illumination means long service-free use.

- All Magnifiers Include Black Case
- Requires 3 AA batteries - Not Included

- A. R6949 (3x)
- B. R6951 (4x)
- C. R6950 (5x)
- D. R6955 (6x)
- E. R6952 (7x)
- F. R6953 (8x)



## COIL LED RAYLITE SERIES 3 STAND MAGNIFIERS

A carefully researched new design with the user in mind. Aspheric lenses designed to be free of significant distortion, abrasion resistant coating, & index matched to improve light transmission. Extended battery life and easy battery change. Maintenance-free sealed LED light source. 2.8x-7.1x have -4D vergence. Rest have -2.5D. Use 2 "C" batteries (Not included).

### FULL MAGNIFIERS:

- A. C7400 (2.8x) (7.3D)
- B. C7259 (3.9x) (11.7D)
- C. C7269 (4.7x) (14.8D)
- D. C7279 (5.4x) (17.7D)
- E. C7289 (7.1x) (24.2D)
- F. C7299 (8.7x) (31.0D)
- G. C7309 (10.1x) (36.4D)
- H. C7319 (12.0x) (44.0D)
- I. C7329 (14.7x) (54.9D)

### MAGNIFIERS HEADS ONLY:

- A. C7400/1 (2.8x) (7.3D)
- B. C7259/1 (3.9x) (11.7D)
- C. C7269/1 (4.7x) (14.8D)
- D. C7279/1 (5.4x) (17.7D)
- E. C7289/1 (7.1x) (24.2D)
- F. C7299/1 (8.7x) (31.0D)
- G. C7309/1 (10.1x) (36.4D)
- H. C7319/1 (12.0x) (44.0D)
- I. C7329/1 (14.7x) (54.9D)



THESE ARE LED LIGHTS BRIGHTER AND LONGER LASTING!

- J. C7260 (LED Power Handle)

## MAGNI-RULE™

BLN8272



Ideal for viewing small print. 1.5x power magnifier ruler. Scaled in inches (12") and metric units (30 cm). Lies flat on the page. Made of crystal-clear acrylic.

## MAGNA-READ™

MREAD1



The magnifier lies on the page and requires no focusing. Moves down the page and magnifies 2 lines at a time, doubling the size of the type. Ridges along each edge prevent scratching. 5-1/4" long. 2x magnification.



## BAR MAGNIFIER WITH GUIDE

I104008



Yellow guide allows patient to keep better track when reading. Bar is 6" long and magnifies 1.5x.

## ULTRADOME®

UltraDome® glides effortlessly across any surface for ease of use. View magnified objects from any distance, in perfect focus!!

Size: 4X Magnifier - 2" round

Includes a FREE Polishing Pouch for storage and cleaning.


SE402 (4x)



## LED ILLUMINATED FOLDING MAGNIFIER 3X

- 3x Power Crystal Clear Acrylic Lens (2.25 inch lens diameter)
  - 3 Super Bright LED lights illuminate your viewing area
  - Extendable neck for easy hands free usage
  - Fully Collapsible Design for safe storage and easy portability
- Uses 3 AAA Batteries (not included)

LM10LFM



## COIL VISUAL TRACKING DOME MAGNIFIER 1.7X (RED & BLUE)

C585012R (Red)

C585013B (Blue)

The VTM's have been specifically designed to aid patients suffering from Dyslexia or similar reading difficulties. The VTMs help patients to concentrate their vision on individual words or sentences and remove the confusion caused by nearby text or pictures.

Magnification: 1.7x  
Lens Diameter: 50.5mm  
Image Vergence: -4.0D

Effective Focal Length: 52.90mm  
Field of View on Page: 143 x 104mm



Low Vision products are returnable with a restocking fee of 15%. Unfortunately, some doctors were ordering 5 mags for a patient to test and then trying to return 4!

Order Now by Phone at (574) 259-2070 or Go To [www.bernell.com](http://www.bernell.com) 144

# SPECTACLE MAGNIFIERS



## OPTIVISOR®

- 1.75x, 14" FOCUS **DDA3**
- 2x, 10" FOCUS **DDA4**
- 2.5x, 8" FOCUS **DDA5**
- 2.75x, 6" FOCUS **DDA7**
- 3.5x, 4" FOCUS **DDA10**

- A. LIGHT ATTACHMENT - Light with AA battery pack both attach to visor. **DDALITE**
- B. OPTI-LOUPE ADD - Monocular attachable lens. Adds 2.5x to all Optivisor models **DLPI**
- C. REPLACEMENT LENSES **DDALENS (2,3, 4 & 5)** **DDALENS (7 & 10)**

Ideal for work or hobbies that require magnified viewing. Precision binocular magnifier permits unrestricted 3D vision while reducing eye strain & freeing the hands. Optical glass prismatic lenses, ground & polished to precision optical standards. Visor can be worn over prescription glasses. Pivots to allow visor to be tilted out of the way for distance vision. Headband conforms to fit all head sizes, and is comfortable even when worn for long periods.

## DELUXE BINOCULAR HEADBAND MAGNIFIER WITH LED LIGHT INCLUDES FIVE INTERCHANGEABLE LENS

This lightweight, binocular magnification device allows for clear 3D viewing while limiting eye strain and allowing for full use of hands. The LED light and interchangeable lenses create additional ease of use. This device can be worn over prescription glasses. The adjustable headband allows for the user to fine-tune the fit to their desired comfort. Lenses are constructed of high quality ABS molded acrylic, providing clear and undistorted texts and images. One added benefit of the design is that it allows the wearer to set two lenses at a time for easy flipping or switching from one magnification power to another, or doubling the magnification.



**Specifications:**  
**Single-plate lens magnifications:** 1.0x, 1.5x, 2.0x, 2.5x, 3.5x  
**Bi-plate lens magnifications:** 3.0x, 4.0x, 4.5x, 5.0x, 5.5x, 6.0x  
**Battery:** 3 x AAA battery (not included)

**LHMAG1**

### OPTICAID™ CLIP-ON BINOCULAR MAGNIFIER

The clip-on binocular magnifier is one of the most convenient and comfortable magnifiers to aid close-up work or hobbies. It allows patients to see tiny objects clearly with both eyes, while hands remain free. Swings out of line of vision when not in use. New clip-on design will fit most metal and plastic frames. Soft vinyl case included. (WD=Working Distance)

**ED912** (2D, 1.50x, 20" WD)

**ED913** (3D, 1.75x, 14" WD)

**ED914** (4D, 2.00x, 10" WD)

**ED915** (5D, 2.25x, 8" WD)

**ED917** (7D, 2.75x, 6" WD)

**ED910** (10D, 3.50x, 4" WD)

### TELESCOPIC LOW VISION SPECTACLES

Worn like eyeglasses, they work like binoculars to bring distant activities in focus, while allowing complete hand freedom.

Comes with case.

**2.8x Magnification**

**SE229**

### TELESCOPES

Lightweight, low-cost, short focusing telescopes are ideal for low vision work.

**Features:** Coated optics and focusing as close as 12" for near telescopic reading tasks.

**Available in three powers:**

- **SE170** is a 4x12 monocular which features a field of 12.5 degrees, a focal range of 6.5" to infinity, and a length of 2-7/8" when closed.
- **SE167** is a 6x16 monocular features a field of 9.5 degrees, a focal range of 9" to infinity, and a length of 2-7/8" when closed.
- **SE164** is a 8x21 monocular features a field of 7.2 degrees, a focal range of 12" to infinity, and a length of 3-3/8" when closed.

All 3 versions comes with a zipper pouch, neck strap, and dust cover.

**SE170 (4x12)** **SE167 (6x16)** **SE164 (8x21)**

### COIL BINOCULAR SPECS Great for TV viewing!

Distant vision aid. 2x magnification. Can be used indoors or outdoors hands free. Comes with cord and carrying case.

**CO4090**

### MONOCULAR TELESCOPE CLIP-ON

Clips onto most frames to allow hands-free distance viewing. Focuses manually from infinity to 36". Cover unscrews to allow reading lens insertion but lenses not included. 2.5x magnification. 23mm lens diameter.

**SE148**

### DR. HIRSCH'S MAGNIFYING SPECTACLES

Dr. Jerome Hirsch, an optometrist, has designed these close-up focusing spectacles to wear like eyeglasses and perform like magnifiers. These optical quality polycarbonate plastic +5.00 diopter lenses+lenses are combined with specific base-in prism to provide clear and comfortable vision for an eight inch distance.

**MSMAG**

### PRISMATIC SPECTACLES

These high-power reading glasses provide additional magnification needed by many low vision patients. Prisms help relieve strain caused by additional convergence required at very close distances due to the reduced focal length of the strong powers.


**Available in:** 45mm and 49mm sizes and 4, 6, 8, 10 and 12D. **With case.**

**MA45 + Diopter (45mm)** **MA49 + Diopter (49mm)**

*Please specify size and power size when ordering.*

Low Vision products are returnable with a restocking fee of 15%. Unfortunately, some doctors were ordering 5 mags for a patient to test and then trying to return 4!


### SMALL EYE MODEL



**AMSAEM**

This is a basic, economical eye model. It includes an information card, whole eye cut in half, cornea, lens, and realistic vasculature. Made of plastic, measures about 4 inches in diameter, and is mounted on a slightly larger plastic base.


### LARGE EYE MODEL



**AMLAEM**

This model features a whole globe which can be taken apart to reveal internal structures. In addition to the standard anatomy this model has added cords to represent myopia and hyperopia. Made of plastic. Measures 6 inches in diameter, and is mounted on a black plastic base.


### IOL EYE MODEL



**AMIOLEM**

With this model, you can demonstrate different types of IOL implants and procedures. Comes with six IOL lenses. It is made of plastic, measures 3.75 inches in diameter, and is mounted on a larger white, opaque plastic base.


### CATARACT EYE MODEL



**AMCATEM**

The Cataract Eye Model is perfect for educating patients prior to surgery. Shown with optional lens stabilizer. Made of hard, durable plastic and measures 3.75 inches in diameter mounted on a slightly larger plastic base. Included are five interchangeable lenses that show various types of conditions including sub-capsular, capsular, mature, cortical, and nuclear.


### VISION THREATENING DISEASE (VTD) EYE MODEL



**AMVTD**

This model demonstrates the three most common eye diseases: Glaucoma, AMD, and Diabetic Retinopathy. The model is realistic and brightly colored. Perfect for patient education. Made of plastic, measures 4 inches in diameter, and is mounted on a slightly larger white plastic base.


### POSTERIOR VITREOUS DETACHMENT (PVD) EYE MODEL



**AMPVD**

Use this model to demonstrate what happens in a PVD. The model shows a detached vitreous including the Vogt Ring. Also shown are a cross section of the eye in three layers; the retina, choroid, the sclera with veins and arteries. Made of plastic, measures 4 inches in diameter, and is mounted on a slightly larger white plastic base. The cornea, optic nerve, and insertion of muscle are shown.

### ASTIGMATISM EYE MODEL



**AMAEM**

This is the perfect model to educate patients in astigmatism, myopia, and hyperopia. Use the sliding beads to demonstrate the focal length of the eye in different meridians. 6" in diameter on mounted on plastic white base.


### LASIK EYE MODEL



**G15120**

Model helps you to explain the different aspects of Lasik and PRK surgery & saves the doctor time. Realistic flap in front of the model simulates the incision. Model is 14.5cm x 14.5cm in size. Made of hard durable plastic. Very portable to move from exam room to exam room.


### TIMBERLAKE EYE MODEL



**TMTE**

This model was developed to improve the teaching of funduscopy skills. It can also be used to teach indirect ophthalmoscopy, direct ophthalmoscopy and the use of fundus lenses with a slit lamp. This inexpensive model features changeable pupil sizes (fully dilated 8mm and completely un-dilated 2mm), a calibrating scale that allows the eye to be set from -8 diopters to + 8 diopters to hypermetropia), easily inserted images of multiple retinal pathologies and durable plastic construction.

### CORNEA EYE MODEL



**AMCOREM**

Many patients find current explanations about corneas difficult to follow and may be apprehensive about procedures or conditions they don't understand. This unique model of the human eye allow the doctor or technician to quickly and completely familiarize the patient with their condition. Made of hard, durable plastic and measures 3.75 inches in diameter mounted on a slightly larger base.

# EYE MODELS & CHARTS

## VITREOUS FLOATER EYE MODEL



This Vitreous Model shows how floaters are caused and demonstrates the Weiss Ring. How shadows form on the retina can be demonstrated with a penlight. This model easily explains a difficult concept that happens to all patients and worries many. The model is 3 inches in diameter and is mounted on a white opaque plastic base.

RIVFEM

## SIEPSEYER VITREOUS HEMORRHAGE DEMONSTRATOR EYE MODEL



This realistic model demonstrates the effects of vitreous hemorrhage and head position to patients. Contains simulated, suspended "blood particles" that float in the vitreous humor. The globe is glass and the base is plastic. Measures 2.25 inches in diameter.

RIVHEM

## SYSTEMIC EFFECTS OF DIABETES MODEL



This innovative model demonstrates the effect of unsuccessfully treated diabetes on four areas: kidneys, nerves, arteries, and of course, retinas. One of the purposes of the model is the hope that by demonstrating the potential catastrophic effects of untreated diabetes on many body parts and organs patients will comply better with their prescribed medications, treatments, and diets - helping to save their eyesight.

AMSEDM

## DRY EYE MODEL



Demonstrate fluorescein staining on the cornea, lissamine green staining on the sclera, lacrimonian gland dysfunction, lacrimal gland dysfunction, and the lacrimal punctum. Excellent way to explain Dry Eye Disease to patients!

AMDEM

## LAMINATED CHARTS

Size: 20" x 26"

Clearly labeled eye charts help you explain problems in eye health. Make your office more impressive to your patients. Full color.

## DISEASES OF THE EYE

AC1231

This laminated poster shows crossed eyes, chalazion, sty, basal cell, blepharitis, refractive error, blow out fracture, retinoblastoma, hypertensive retinopathy, SMD, optic neuritis, dry eye, lacrimal sac constriction, lacrimal gland inflammation, PVT, vitreous heme, conjunctivitis, foreign body, cataract, glaucoma, melanoma, ulcer, Herpes and other problems of vision.

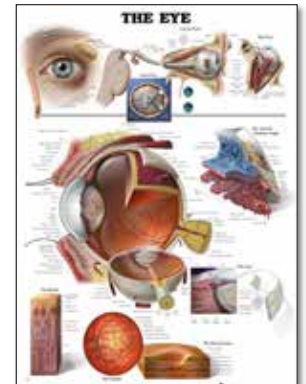


## DISORDERS OF THE EYE

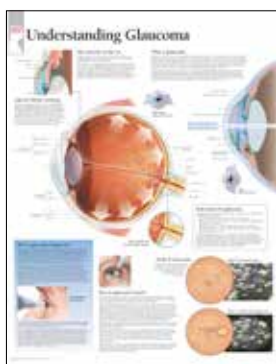


AC9695

## THE EYE



AC9691



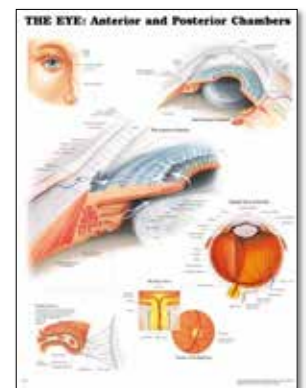
## GLAUCOMA POSTER


This popular poster readily explains the anatomy of the different glaucomas. Great for doctor/patient discussions. Defines Glaucoma and shows chronic, narrow angle, congenital and secondary. Poster is 20" x 26" flexible plastic lamination with metallic corners on the top for easy hanging. You can mark on it with write on/wipe off markers.

AC1010

## THE EYE: ANTERIOR & POSTERIOR CHAMBERS

AC9694





**ASSESSING READING: MULTIPLE MEASURES**


This collection of tests assesses the skills related to reading. Written for the teacher or parent. Identifies the student with problems and determines the next step in instruction necessary to remediate that difficulty. Easy-to-follow instructions. Reproducible recording forms. Spanish assessments are included for the early grades.

**ATP8120**

**THE LOW VISION HANDBOOK FOR EYECARE PROFESSIONALS 2ND EDITION**

BY: BARBARA BROWN, CO, MED

**LVHBK**



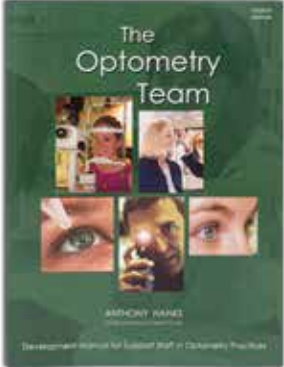
Clearly organized and simply presented, The Low Vision Handbook for Eyecare Professionals, Second Edition offers an introduction to all aspects of low vision, including a short history of low vision and the basic optics of magnifiers. Provides practical material on assessing low vision patients, the psychology of visual loss, and ways to alleviate patients' common fears. Additionally, the book explores current optical, non-optical, and electronic devices and their appropriate uses for various patients.

**THE OPTOMETRY TEAM: DEVELOPMENT MANUAL FOR SUPPORT STAFF IN OPTOMETRY PRACTICES - 4TH EDITION**

BY: TONY HANKS, OD

"The Optometry Team" is the solution for training support staff. Contains over 400 easy-to-understand pages written by optometrist Tony Hanks. Staff will learn about eyecare, lenses, frames, contact lenses, ophthalmics, office procedures, etc. Includes hundreds of photos & illustrations to make learning easier.

*A great staff training tool for any practice!*



**AUMAN**


**VISUAL DEVELOPMENT, DIAGNOSIS, AND TREATMENT OF THE PEDIATRIC PATIENT 2ND EDITION**

Robert H Duckman, Pam Schnell, Marc B Taub

Combines basic concepts of vision development with clinical diagnosis and treatment of vision disorders in infants, toddlers, children, and adolescents. Heavily updated, with new sections on timely issues and topics, the book is ideal for anyone who needs to know the practical aspects of evaluation and care of pediatric patients.

Paperback, 450 pages

**VDDTPP**



**HIGH PERFORMANCE VISION**


HOW TO IMPROVE YOUR VISUAL ACUITY, HONE YOUR MOTOR SKILLS & UP YOUR GAME

BY DONALD S. TEIG OD

**HPVBK**

During his work with professional athletes over the past forty years, Dr. Teig developed a series of visual and visual-motor performance tests to determine the strengths and weaknesses of their eyesight. After establishing an initial baseline of test results, the athletes were given specific exercises designed to improve their visual skills. He then tested them again and measured the results against the baseline. With each succession of exercises, their sight and motor coordination improved, as did their performance on the playing field. In High Performance Vision, Dr. Teig details his unique approach and offers his highly effective exercise regimen for improving your own vision.

*Interested in adding Sports Vision to your practice?*  
*Visit our website to view the Teig Visual Calisthenics Sports Vision Training Kits!*




**SEE TO PLAY: THE EYES OF ELITE ATHLETES**

BY MICHAEL A. PETERS OD

**STPBK1**


In the competitive world, conditioning is everything. Athletes who can get an edge have a better chance of moving up the ladder to more and more elite levels of play. But one aspect of conditioning that is often overlooked is vision. Ignored or undetected problems in the visual system have stopped many athletes' progress before making it to the professional -- or even college levels -- and has even ended otherwise promising professional athletic careers. Vision can be conditioned just like any other physical attribute, and the earlier this conditioning starts, the better.

In See to Play, eminent optometrist Michael Peters, who works with many professional athletes and sports teams, addresses every aspect of this vital component of elite athletics. Included are in-depth discussions of all facets of vision accompanied by myriad exercises to help athletes hone and condition peripheral vision, acuity, speed of focus, eye- hand-body coordination, and more.





# BOOKS




## DEAR JILLIAN:

VISION THERAPY CHANGED MY LIFE TOO

BY: ROBIN BENOIT WITH JILLIAN BENOIT

The book shares the amazing and inspirational true stories of twenty-two individuals, both children and adults, who have had their lives changed by optometric vision therapy. This book is a personal, deeply moving, and thought-provoking look into the lives of these people. Vision therapy helped those struggling with autism, Down syndrome, stroke, sports-related concussion, traumatic brain injury, polyneuritis, anxiety, learning problems and other vision problems such as amblyopia, strabismus, and convergence insufficiency. They all credit their success to vision therapy. **Softbound, 150 pages.**

JSNED



## JILLIAN'S STORY

BY: ROBIN BENOIT WITH JILLIAN BENOIT

A very easy-to-read and interesting story of a child's journey to find help with her amblyopia and binocular vision problems. Very well written. A great book to loan to parents so that they can understand what their child is experiencing and what they may expect of VT. 83 pages

J51495




Dear Jillian and Jillian's Story are two GREAT books for parents or patients to read! Every VT office should own a copy!

## SEE IT! SAY IT! DO IT!

BY LYNN HELLERSTEIN, OD

Too many children are frustrated with the basic academic subjects—reading, writing, spelling and math. Action will be taken in all areas of his or her life. Imagine if you could make reading and writing for fun for a child! Enjoy learning spelling words and math facts through visualization strategies. Teach children how to effectively prepare for test and stressful competitions. This is a great book for new VT patient to help encourage their new journey!



LHBK

## ORGANIZE IT!

BY LYNN HELLERSTEIN, OD

This workbook is full of organizational charts, calendars and motivational activities. It helps you organize your child's daily routines including chores, homework and other activities. This eliminates those frustrations and arguing over doing and completing the tasks! 80 pgs.

LHBKWB



## 50 TIPS TO IMPROVE YOUR SPORTS PERFORMANCE

BY LYNN HELLERSTEIN OD



LH50



Improve your sports performance today! Dr. Lynn Hellerstein has identified the top 50 ways for YOU to achieve excellent results in any sports activity. 50 Tips to Improve your Sports Performance belongs in every athlete's duffel bag, backpack, car, and/or at the bedside. By reviewing and imprinting the Tips you will discover your skills will soar to new levels.

- Enhance eye-mind-body coordination skills
- Achieve the mental edge
- Prevent injuries

## EXPAND YOUR VISION BEYOND SIGHT

BY: LYNN F. HELLERSTEIN

Expand Your Vision Beyond Sight illustrates that the impossible is possible. Most limit their vision. Your vision does not limit you. Use Dr. Hellerstein's new way to look at your world and life with a new pair of glasses. Get ready to meet yourself and receive visualizations for miracles to come.

LHEVBS1


Soft Cover: 55 Pages



## THE SUDDENLY SUCCESSFUL STUDENT: REVISED EDITION

Patient guidebook to VT & learning problems. Has very good explanations. 68 pages.

WT1



## VISUAL SECRETS FOR SCHOOL SUCCESS

BY DR. BRENDA MONTECALVO

Handwriting, spelling, composition, math and reading can be improved when the right visual skills are developed with optometric vision therapy. Once they are developed students often need to be coached on how to use the new visual skills when learning. Visual Secrets for School Success contains proven methods that help students read faster with good comprehension, improve handwriting and composition skills, spell better, and complete difficult math problems in less time.



Hardback, 242 pages

VSFSSHB


## DO YOU SEE WHAT I SEE?

BY: DR. SANDY JOHAL, OD, FCOVD, FAO

This book is a fun, informative resource for children and parents to help illustrate visual issues and how their optometrist can help them! Included in the book are testimonials by parents and patients praising the impact of vision therapy on their lives. This book is a tremendous resource for any optometry office to keep in their waiting room, library, or donate to community groups for referrals.


Hardback: 32 Pages

DYSWIS



## WHEN YOUR CHILD STRUGGLES

THE MYTHS OF 20/20 VISION (WHAT EVERY PARENT NEEDS TO KNOW)



Written by David L. Cook, O.D. to explain the role of vision in learning to parents.

173 pages.

B200



## APPLIED CONCEPTS IN VISION THERAPY 2.0

WRITTEN BY: LEONARD J. PRESS, OD, MARC B. TAUB, OD, MS, AND PAMELA H. SCHNELL, OD

*This book is a valuable resource that will enhance your practice!*

Twenty years after the ground-breaking original comes the 2.0 version that will serve as a valuable resource that will enhance your practice!

Covers a comprehensive array of topics on vision therapy, all in one place. Written and edited by over 50 experts with extensive experience incorporating vision therapy concepts successfully into their practices. Incorporated are new chapters on Optometric Phototherapy, Primitive Reflexes, Special Needs, Multisensory Care, Collaborating with Other Professions, Technology, and Visual Disability-Related Issues.

This book offers a unique blend of behavioral optometric care and classical optometric theory. The clinical approach helps you learn how to apply theoretical and didactic concepts to practice.

**PRESSVT4**

## GUIDE TO VISION THERAPY™

The complete problem solving guide to contemporary vision therapy. Book covers the full scope of current techniques and is an excellent reference/source manual for either beginner or experienced professionals or assistants. Features individual training techniques with take-home instruction sheets provided. New format is a 3 ring binder to make copies of instruction sheets for patients to take home.



**BCVT (ENGLISH)**


## THE VISION THERAPIST'S TOOLKIT BOOK

BY THOMAS HEADLINE, COVT, IRENE WAHLMEIER, COVT AND VICKI BEDES, COVT

A comprehensive text and optometric vision therapist training manual to acquaint the vision therapist to the tools of the profession: patches, lenses, prisms, anaglyphic filters and polarization. Authored by three vision therapists, it contains chapters on Anatomy; Visual Hygiene; Activities and Procedures for Gross Motor Skills, Accommodative Skills, Binocular Vision Skills, and Visual Perception/Visualization Skills. Spiral Bound, 176 pages. Has also been translated into Spanish.



**HDVTSS (SPANISH)**



**HDVTS (ENGLISH)**

## CLINICAL MANAGEMENT OF BINOCULAR VISION 5TH EDITION HETEROPHORIC, ACCOMMODATIVE, AND EYE MOVEMENT DISORDERS

BY: MITCHEL SCHEIMAN, OD AND BRUCE WICK, OD


**B0300**

**Paperback: 760 pages**

The first new edition of Clinical Management of Binocular Vision in five years has been updated—across all chapters—with new guidelines and protocols based on the latest research in the field. You'll learn how to perform current, clinically accurate assessments, diagnoses, and therapies for a wide range of conditions. Each disorder is tackled in detail, touching on common symptoms, instrumentation, available treatment options, and more.

### Features:

- New for this edition: 49 videos demonstrating proper diagnostic techniques and therapeutic procedures.
- Now with new information on concussion-related vision disorders.
- Enhanced guidelines for management of developing refractive error, including detailed description of preventative treatments for myopia.
- Formatted for easy reading, with succinct and bulleted text, numerous figures and illustrations, and step-by-step instructions.
- True-to-life case studies help you apply what you've read in a real-world clinical setting.
- Ideal for faculty, students who are new to the field, and veteran optometrists who need a refresh or easily accessible quick-reference.



## INTRODUCTION TO BEHAVIORAL OPTOMETRY BY OEP

This series of paperback books are helpful additions to the professional library. Now offered individually by Bernell for non-members of OEP.


INTRO TO CLINICAL OPTOMETRY	<b>ITCO</b>	OPTOMETRIC VISION THERAPY	<b>OPVT</b>
THE FULL SCOPE OF RETINOSCOPY	<b>TFSOR</b>	WORKING WITH THE BRAIN-INW RED	<b>WWTBI</b>
STRABISMUS AND AMBLYOPIA	<b>SAA</b>	VISION SCREENINGS	<b>VISCR</b>
VT: THE JOY OF OPTOMETRY	<b>VTJOY</b>	PEDIATRIC OPTOMETRY: A PEDIATRICIAN'S PERSPECTIVE	<b>POAPP</b>
DEVELOPMENTAL OPTOMETRY	<b>DEVO</b>	PURSUICTS & SACCADES: TESTING AND TRAINING	<b>PSTT</b>
OPTOMETRIC CASE ANALYSIS	<b>OCA</b>		



# BOOKS

## **ASTRONAUT TRAINING: A SOUND ACTIVATED VESTIBULAR-VISUAL PROTOCOL FOR MOVING, LOOKING & LISTENING**

BY: MARY J. KAWAR, MS, OTR, & SHEILA M. FRICK, OTR



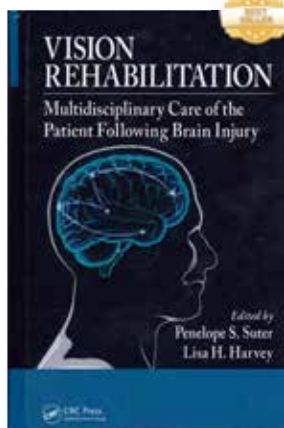
As a therapist, you will find this practical, spiral-bound handbook a valuable resource for expanding your treatment options. It presents clear, precise instructions and photographs of a vestibular-ocular protocol. It includes a companion CD that contains music and space sounds which support ocular control and provide energizing rhythms and inviting melodies to fully engage clients in the activities.

ATB

## **VISION REHABILITATION: MULTIDISCIPLINARY CARE OF THE PATIENT FOLLOWING BRAIN INJURY**

BY: PENELOPE S. SUTER, OD & LISA H. HARVEY, OD


Providing the information required to understand, advocate for, and supply post-acute vision rehabilitative care following brain injury, *Vision Rehabilitation: Multidisciplinary Care of the Patient Following Brain Injury* bridges the gap between theory and practice. It presents clinical information and scientific literature supporting the diagnostic and therapeutic strategies applied in a comprehensive overview of current diagnostic and treatment strategies in adult post-brain injury vision rehabilitation.



VISRE

## **PHANTOMS IN THE BRAIN**

BY: V.S. RAMACHANDRAN, M.D., PH.D., & SANDRA BLAKESLEE




If you ever see patients with macular degeneration, or who have had a stroke, you need to know what is in this book! The author uses unusual clinical cases to explain how our vision really works. He explains blind sight, visual neglect, and other syndromes (as well as phantom limbs). This book covers it well. Dr. Ramachdran has lectured to N.O.R.A. about brain injuries & visual rehabilitation. He is considered one of the top two Neuroscientists of our time, "The Sherlock Holmes of Neuroscience". The other, Oliver Sacks MD, wrote the forward and says this book is "One of the most original and accessible neurology books of our generation." Well written and often quoted!

328 pages.

RAMBK

"The best book I've ever read about visual perception"- Craig Andrews, OD



## **DEVELOPING OCULAR MOTOR & VISUAL PERCEPTUAL SKILLS**


BY: KENNETH A. LANE OD, FCOVD

*Developing Ocular Motor and Visual Perceptual Skills* contains daily lesson plans and practical tips on how to successfully start an activities program. Other helpful features include a glossary of terms and a reference list of individuals and organizations that work with learning disabled children to develop these skills.

DOMV

## **A CLINICIAN'S GUIDE TO BALANCE AND DIZZINESS: EVALUATION AND TREATMENT**


This book is an easy-to-use reference perfect for professionals who assess and treat balance impairments and dizziness. While it is an instructional text for physical therapy students and clinicians, it is also a great reference for established physicians, vestibular and balance therapy specialists, occupational therapists, nurse practitioners, physician assistants, audiologists, and athletic trainers.



CGBDT

## **NEURO-OPTOMETRIC REHABILITATION**

BY: WILLIAM PADULA, O.D.




Explore Neuro-Visual Processing Rehabilitation to learn new ways to think about vision. This book delves into the visual processing relationships of child development, motor and sensory interactions, and postural organization, led by vision, as the basis for understanding vision. The implications of understanding neuro-visual processing will change your thinking about vision as well as provide possibilities for helping millions of children and adults who have a neurological condition.

236 pages

NVPR

## **UNDERSTANDING & MANAGING VISION DEFICITS: A GUIDE FOR OCCUPATIONAL THERAPISTS THIRD EDITION**



This book is a unique collaboration from occupational therapists, optometrists, and low vision rehabilitation specialists. The Third Edition of *Understanding and Managing Vision Deficits* is the go-to resource that will enable occupational therapists to develop a comprehensive understanding of vision, appreciate the various effects vision problems can have on the practice of occupational therapy, and to more effectively manage patients with vision disorders.

Hardback: 416 pages

UMVDOT

# TERMS AND CONDITIONS OF SALES INSIDE THE U.S.

**TERMS:** Standard payment terms are Net 30, subject to credit approval. Invoices may be subject to a 2% finance charge per month, if not paid within terms. Invoice payments are to be made via check or ACH. For any accounts approved for credit terms, invoices going past 60 days of due date will result in the account losing credit terms, unless written approval is granted by Bernell Management. All invoices going past 90 days will be turned over to our partner collections agency.

**CREDIT CARDS:** Bernell accepts MasterCard, Visa, Discover, and American Express.

**PRICING:** Current catalog prices supercede previous prices. Prices and item availability are subject to change without notice. Orders received are subject to approval. Bernell reserves the right to refuse orders and correct pricing and/or content errors in any of our sales and marketing materials.

**ORDER PLACEMENT:** Orders can be placed online at [www.bernell.com](http://www.bernell.com), by phone at (574)259-2070, or by fax at (574)259-2102 or (574)259-2103. If placing a fax order, please include your name, company name, address, phone, fax number, Bernell account number, and country, if foreign. Web orders require registration to gain full access to professional pricing.

**TELECOMMUNICATIONS SERVICES:** Our phones are answered 8:00am - 5:30pm EST. After hours, the calls are recorded and orders are entered the next day. Internet orders received before 2pm EST will be processed that day, otherwise orders will process the next business day. Our customer service representatives may be reached at toll-free at (800) 348-2225, or +1 (574) 259-2070 during normal business hours. Live agents are also available for online chat during regular business hours.

**SHIPPING:** Unless specified when placing an order, at our discretion we will ship US Postal, UPS or FedEx. Shipments to known residential address will be charged a \$3.00 residential delivery fee, if requested to ship FedEx or UPS. For shipments with final destinations to Alaska, Hawaii, Puerto Rico, and the U.S. Territories, FedEx or UPS air shipping rates will apply and will be sent with a Pro Forma for your approval. Shipments that total 50lbs or more are subject to additional freight charges. The chart (shown on right) displays the ground shipping and handling charges that apply in the lower 48 states of the U.S. only.

**THIRD-PARTY SHIPMENTS:** Bernell will accommodate requests for the use of a third-party shipping company to pick up orders at our location. However, a \$2.50 packing and handling fee will be charged to the order. For international customers, there will be a \$5.00 per box handling fee assessed when using a third-party shipping company to ship outside the USA.

**SPECIAL HANDLING:** Bernell makes every effort to ship non-custom, in-stock items the same day if ordered by 2pm EST. However, orders requiring express shipment will be quoted carrier pricing, plus a priority handling fee of \$20 for express fulfillment, as these go outside our normal fulfillment process. All orders must be received and confirmed by 1pm EST in order to meet required time frames needed for the express fulfillment and carrier pick-ups. Refrigerated pharmaceuticals will require express shipping, but will not be charged the priority handling fee. These order will ship separately from your other items.

**WARRANTY:** All products are subject to manufacturer's instructions and warranties. Bernell does not provide any additional warranties.

**RETURNS/DAMAGE OR LOSS MERCHANDISE:** It is the customers responsibility to examine merchandise carefully upon receipt. Claims for shortage or damaged goods must be made within 10 days of the invoice date. Merchandise can only be returned during the first 30 days from the invoice date and only after receiving a return merchandise authorization (RMA) number. This number may be obtained by calling our Customer Service Department at (574) 259-2070. All returns must come back in their original product packaging. Special Note: if claiming a damaged goods, then you must keep goods in the original shipping materials until items are inspected by the carrier. Bernell is not responsible for returns that we do not receive, or that do not include proper RMA identification. It is strongly recommended that you use a carrier which traces your shipment or that requires a signature. Products from the low vision pages may be returned with a RMA during the first 30 days, but there is a 15% restocking fee to do so. This is an unfortunate necessity because many offices loaned different magnifiers to their patients and then began returning any that the patient did not like. It is our belief that the low vision doctor should maintain a stock of demonstration magnifiers and we offer a Low Vision Demonstration Starter Kit (LVDEMO) at a discount for this purpose. We will only allow the return of unused products, unless a product is found to be defective upon first use. These must be reported in the first 30 days from the invoice as is required of all returns. Special ordered products are marked and are not returnable. They are items we ordered special for you and do not normally keep in inventory. All software is non-returnable with no exceptions. Some software items are offered in demos and we recommend this path if unsure about the software. Vision Therapy starter kits and primary care screening kits are returnable, but will be charged a 15% restocking fee.

Bernell wants to be a convenient and economical source for most of your office optical supplies. Bernell supports Vision Therapy research with gifts and product donations to several foundations, universities and through support of optometric groups such as COVID, OEPF and NORA, as well as our investments research & development at Bernell. Bernell welcomes your feedback regarding all areas of our business and how we can better serve your practice. If you want to send us your feedback, please use email us at [info@bernell.com](mailto:info@bernell.com). Please provide only specific feedback on Bernell's existing products or marketing strategies. Bernell does support and assist with the development of new product ideas and bringing new products to market. In these instances, we are open to signing a non-disclosure agreement before listening to any product ideas. However, if a non-disclosure agreement is not in place, then any idea submissions will fall under the "Unsolicited Ideas Policy" of Bernell. To learn more about this policy, please visit our website at [www.bernell.com](http://www.bernell.com) and click on "Terms and Conditions" found under "Company Information." Bernell does not assume liability for practitioner or user compliance with state law or product instructions for use.

ORDER VALUE	SHIPPING & HANDLING CHARGES

## EMAIL CONTACTS

**Customer Service:**  
[info@bernell.com](mailto:info@bernell.com)

**VP of Business Development:** Joe Villari  
[joev@bernell.com](mailto:joev@bernell.com)

**Creative Director:** Erik Warning  
[erik@bernell.com](mailto:erik@bernell.com)

**President:** Chris Andrews  
[chris@bernell.com](mailto:chris@bernell.com)

**VP of Operations:** Al Martin  
[al@bernell.com](mailto:al@bernell.com)

## FOR CUSTOMERS OUTSIDE OF THE USA YOU HAVE THE FOLLOWING OPTIONS:

- 1) You may contact any of our distributors listed on our website at [www.bernell.com](http://www.bernell.com) at the bottom of the home page.
- 2) You may order directly off our website. We will send an email quote including product costs, shipping and export handling charges and will require verification from you before we ship or charge your order.
- 3) You may fax to (574) 259-2102 or 2103
- 4) You may send an E-mail to [info@bernell.com](mailto:info@bernell.com)

Once your order has been received, we will provide you with a Pro Forma invoice. The proforma invoice will include the product costs, Export Handling Fees and actual shipping charges. All international orders require advanced payment.

### WE ACCEPT THE FOLLOWING PAYMENT METHODS (US DOLLAR \$):

- MasterCard, VISA, Discover, or American Express credit cards - card number and expiration date must be provided, as well as the card verification code (located on the back of MasterCard, Visa, or Discover Cards and on the front of American Express cards).
- Bank draft in the U.S. dollars drawn upon a U.S. bank.
- Wire transfer (\$25 fee will be assessed) or letter of credit (customer responsible for charges) are handled through: Vision Training Products, Inc., Mishawaka, IN, U.S.A. account.

Shipment will be made upon receipt of the advance payment. Orders are shipped: US Postal, UPS, or FedEx. You may also provide arrange pick-up via your own carrier or freight forwarder. No C.O.D.

In 2018, the supreme court ruled that states could require out-of-state business, even those without a physical nexus, to collect sales tax in their state. As a result of this ruling, states have begun passing legislation outlining the requirements for when a business is to collect sales tax. We partnered with the industry tax leader, Avalara, and conducted an economic nexus study to determine which states we will be obligated to begin collecting tax in. We currently collect in AZ, FL, GA, IL, IN, KY, MA, MI, MN, NJ, NC, OH, PA, TN, VA, WA, & WI. As states adjust their requirements, or we meet the changing thresholds, we may be required to add more states. If you are tax-exempt, please contact our Accounting Department to provide us with your exemption certificate so that we can update your account. If we are not provided the required tax-exempt forms at the time the order is released, then we will pay the sales taxes on the customer's behalf. It will be the customer's responsibility to get with the state to get a refund.

## GET SOCIAL WITH US:

Follow us on social media to join the [#conversationswithbernell](#). We want to hear from you, the experts. Send and keep up with [#bernelltuesdays](#) tips! Join the [#bernellcommunity](#) and keep up with our special promotions, contests and education series! We have so much in store for you during 2022! Don't miss out!

 [@bernellcorp](#)

 [@bernellcorp](#)

 [@bernellcorp](#)

 [@company/bernellcorp](#)

 [@bernellcorp](#)



4016 N. HOME STREET  
MISHAWAKA, IN 46545