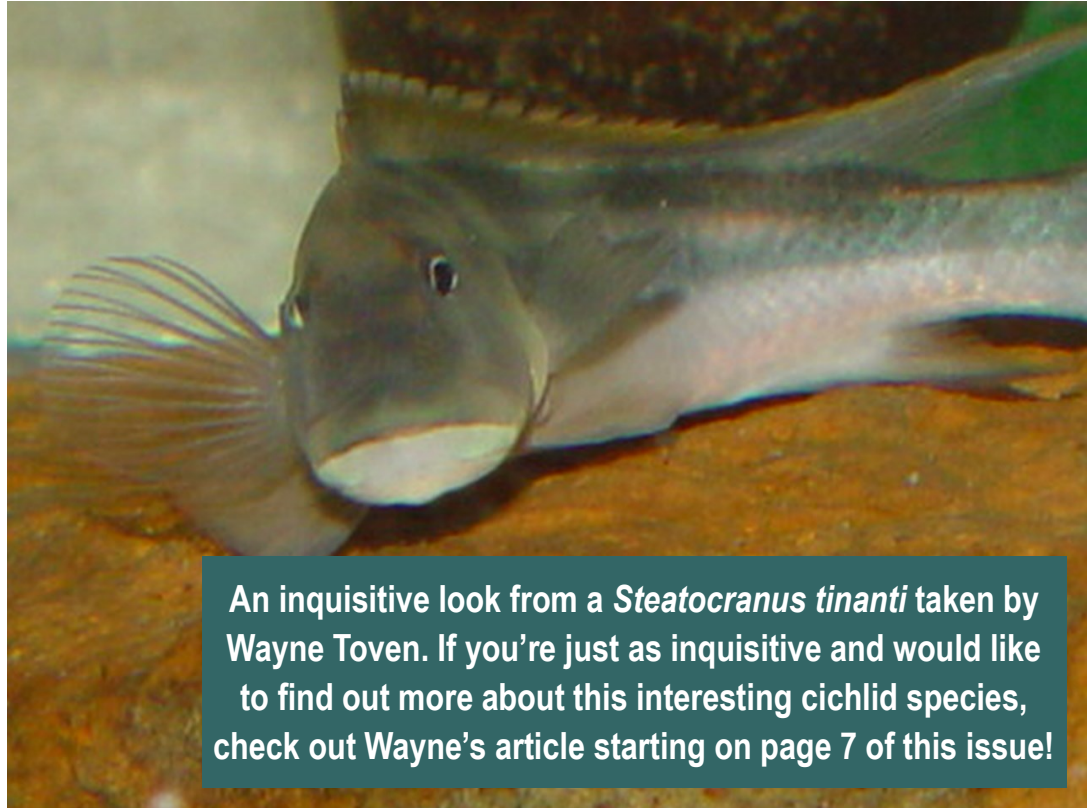




# Tank Topics

May/June 2014



An inquisitive look from a *Steatocranus tinanti* taken by Wayne Toven. If you're just as inquisitive and would like to find out more about this interesting cichlid species, check out Wayne's article starting on page 7 of this issue!

**Inside this issue:**

President's Message **3**  
 Bud White

Editor's Message **3**  
 Dave Williamson

BAP/HAP **4**  
 Wayne Toven

Bowl Show **5**  
 Don Youngkin

Exchange Review **6**  
 Wayne Toven

*Steatocranus tinanti* **7**  
 Wayne Toven

*Cryptocoryne mioya* **9**  
 Dan McMonigle

Meeting Notice **10**

Coming Events **10**

**2014 GAAS Board of Directors**

President.....	Bud White .....	(330) 848-3856/bud@gaas-fish.net
Vice President.....	Jeff Plazak .....	(330) 854-5257/jeff@gaas-fish.net
Treasurer .....	Rich Serva .....	(330) 650-4613/rich@gaas-fish.net
Secretary.....	Dave Girard .....	girarddavid@live.com
Editor.....	Dave Williamson .....	davew@gaas-fish.net
Special Activities .....	Don Youngkin .....	dyoungkin@neo.rr.com
BAP/HAP .....	Wayne Toven.....	(330) 256-7836/wayne@gaas-fish.net
Membership .....	Bill Schake .....	majorbill@att.net
Raffle.....	Phil & Tiffany Hypes .....	(330) 327-6316/phil@gaas-fish.net
Historian.....	Russ Kirkendall.....	rkirkendall2@neo.rr.com
FAAS Rep.....	Ken McGill .....	(419) 677-3405/ken@gaas-fish.net
Refreshments .....	Bill & Linda Koleszar.....	(330) 626-5660
Publicity.....	Bob Miller.....	(330) 928-6028/bob@gaas-fish.net
Program .....	Dan McMonigle.....	(440) 476-4663/danm@gaas-fish.net

**Important Dates  
for 2014**

**March 2  
Spring auction**

**June 21 & 22  
Ultra Aqua 2014**

**November 2  
Fall auction**

Check out our website: [www.gaas-fish.net](http://www.gaas-fish.net)

## THE GREATER AKRON AQUARIUM SOCIETY

**WHO ARE WE?** We are a local group of aquatic enthusiasts. Formed in 1952, the Greater Akron Aquarium Society is a non-profit, non-commercial organization. Our membership ranges from the beginning hobbyist to the advanced aquarist with many years of experience. The goals of our club are to promote the care, study, breeding and exhibition of aquarium related aquatic life and to promote interest in the aquarium hobby.

**MEETINGS:** Our meetings are held on the first Thursday of each month at 8:00 p.m. at the Mogadore Community/Senior Center, 3857 Mogadore Road, Mogadore, Ohio. It is located East of Route 532 across from McDonald's in the former post office building. Visitors are always welcome, it costs absolutely nothing to attend a meeting and look us over.

**MEMBERSHIP:** The cost is only \$10 for adults, a couple or a family (includes children under 10 years of age) and \$5.00 for a junior membership (10 to 17 years) Membership provides an opportunity to socialize with others that share your interests, a subscription to our bi-monthly magazine and more.

**AGENDA:** Our meeting agenda is simple and informal. The meeting will begin at 8:00 p.m. with a short business meeting. Immediately following is the program for the evening which usually lasts about 45 minutes. Our programs consist of a speaker, slide program, movie or perhaps a panel discussion always on a particular subject related to the hobby or various species of fish. Following the program is a short refreshment break. After which the winners of the Bowl Show are announced, the Breeder's Award Program fish are auctioned and tickets are drawn for the raffle.

**THE BOWL SHOW:** Each month members can bring in fish for specific classes to compete for first, second and third place awards. The charge for each entry is only \$.25. Members also compete for annual awards by accumulating wins throughout the year.

**BREEDER'S AWARD and HORTICULTURE AWARD PROGRAMS:** members can receive recognition for spawning species of fish or propagating aquatic plants. All that is required is to turn in a minimum of six fry from the spawn that are between 30 and 90 days old. Members earn certificates for each species and can work towards plaques in different categories.

**EQUIPMENT RAFFLE:** The raffle table has such items as tanks, fish food and aquarium accessories that are donated by national manufacturers, area dealers or purchased by the Society. Tickets may be purchased by anyone attending the meeting. Save your losing tickets for the Christmas Party raffle.

**ANNUAL SHOW:** The Ultra-Aqua show is held during the summer at the Tallmadge community Center. This has become one of the largest all-species tropical fish shows in North America. It is an international gathering of hobbyists to display their fish in class competition, talk fish and to learn about the hobby from each other.

**TANK TOPICS:** is published on a bi-monthly basis for the members of the Greater Akron Aquarium Society. Articles and comments for this publication are welcome and encouraged. Such articles are to be submitted no later than the board meeting prior to publication. All articles may be reprinted as long as the author(s) and GAAS are given proper credit and two copies of the publication containing the reprint are sent to GAAS. Please send any correspondence regarding this publication to:

Editor/Tank Topics, P.O. Box 494, Akron, OH 44309-0494 or email to [dwilliamson223@hotmail.com](mailto:dwilliamson223@hotmail.com)

### The Greater Akron Aquarium Society Membership Form

Name \_\_\_\_\_ Age \_\_\_\_\_

Address \_\_\_\_\_

City \_\_\_\_\_ State \_\_\_\_\_ Zip \_\_\_\_\_

Phone \_\_\_\_\_ email \_\_\_\_\_

How did you find out about GAAS? \_\_\_\_\_

Memberships are due one year from the date of joining. Completed membership forms can be turned in at a meeting or mailed to the membership chairman at this address:

GAAS Membership Chairman, P.O. Box 494, Akron, OH 44309-0494

Dues are for 1 year or 2 years if  
email publications are chosen

New       Renewal

Electronic    Mail

Adult (18 years and older) & Family  
(includes children under 10)      \$10.00

Junior (10-17 years)      \$5.00

Dues Collected \_\_\_\_\_ Date Received \_\_\_\_\_



## President's Message

Well hello folks, Hope you are enjoying the nice weather we have had, although as I type this it is about 32 degrees, can you believe it middle of April and freezing, damned global warming strikes again.


Just a few things to bring up, our show is fast approaching (June 21 & 22) and we need you to be there to help out with set-up on Friday June 20 at 7:00 pm. And then Sunday June 22 around 5 pm for tear down. The more people we have the faster things get done and less wear and tear on the bodies of those that are there!

Also support the show by bringing something to enter in the show, you will have more fun that way and you never know, you might be the big winner! One thing for sure, you can't win if you don't enter.

The club is going to order in brine shrimp and blood worms again and if you want any you need to add your name to the list and tell us how many you want, you can't beat the price.

That's it for now, see you at the meeting and show!!!!

**See ya soon**



**Bud White**

## Editor's Message

**Dave Williamson**

Ok, so it's finally starting to feel like Spring around here! (Yeah, I remember, it snowed last week. . . I'm trying to block that out of my memory, thank you!) As I write this, it's Easter Sunday and the sun is shining, I can hear birds chirping and there are leaves coming out on the tree across the street, so I guess all is right with the world! Well, I admit that's a bit of an exaggeration, but face it, humans have celebrated the rebirth and renewal of the season for as long as there have been humans! So enjoy it while it's here, because we'll all be complaining about how hot & humid it is in a couple of months!

On to the more important business at hand: First up, we need to talk about the Ultra-Aqua 2014 fish show coming up June 21 & 22. That's right I said June, not July or August like in past years. We had to move it to avoid competition with another event, but it may just have been a good idea. Not too much is going on around here at that time of the Summer, so we may be able to pick up some extra participation. I'm not just talking about out-of-towners either, with less event competition maybe even some more of our own members may be available to help out that weekend as well. It may seem to the casual observer that we've got it all handled because we've done it so many times, but it does take a fair amount of work to put the event on every year. That's where you all

come in, the more of us that are involved, the easier and more fun it is for everyone! We especially need helpers for the set-up on Friday evening (June 20 at 7 pm) and on Sunday (June 22) for the auction and the tear-down after the awards presentation. You'll notice that there is nothing listed for Saturday. . . That's intentionally open for you to bring in entries for the Show and hang out at the swap meet! If you've never tried showing fish before, it's really not that difficult. Here's the condensed version: 1st, decide which fish you'd like to enter (pick the ones that are in good physical condition, adult size for their species, proper weight and all important parts are there-fins, scales, whiskers etc.) 2nd, a couple of days before the show stop feeding them to allow their gut to empty so they don't pollute the container they will be shown in. Speaking of containers, pick something appropriate for the size of the fish you're showing. The same five gallon tank is as wrong for an inch long tetra as it is for an 8 inch cichlid. Make sure the container is flat sided and clean, you want the judge to be able to see your entry. Put a background on it, usually a dark color. And finally hook up an airstone or sponge filter to the air system at the show, adjust the flow with a valve, wipe up the water spots on the glass and stand back and enjoy! That's really all there is to it. If you have any questions, there will be plenty of members there



that can help you out. Think about giving it a try, you'll be glad you did!

The only other important business this time is the ongoing fix to our mailing list. If you've expired, please be at the show weekend and renew as this will be the last mailing you'll receive otherwise. We'd hate to lose anyone! And don't forget that we're offering a two year membership for the price of one if you take your publications via email, postage is expensive these days!

I'll see you at the meeting & Ultra-Aqua 2014!



# BAP/HAP Report

Wayne Toven

It's April and almost tax time, is spring really here or is it? Well our spring auction on March 2nd has come and gone, it was smaller than usual due to the possibility of really bad weather. Then again it went well, and it was nice to get home afterwards at a reasonable hour. Other spring auctions are going by fast, but there are still a few left, so there's time to get some new young fish, new breeder stock, live plants, some equipment, or of course MORE TANKS.

Then any of our current members can participate in the **Breeder Award Program** and the **Horticultural Award Program**, with **Breeder of the Year** and **Horticulturist of the Year** awards given at our December meeting / Christmas party. In case you don't have all the rules and forms for either of these programs they can be downloaded from the club's web site [www.gaas-fish.net](http://www.gaas-fish.net) or can be obtained from me live at a monthly meeting. The BAP is of to a sputtering start this year so there is still lots of time to swoop in with some spawns and take the lead in the Breeder of the Year race, which will end in November. Unfortunately the HAP is of to an even slower start, wake up people the weather is finally getting warmer, time to start thinking about those water gardens and ponds, lots of plants can be grown there. I'm making my list of fish that will make the journey from fish room to the great outdoors, to get some of Mother Natures care, sunlight, live food, and my almost daily feeding of flake

food. The fish from outside look soooo much better than ones raised indoors, it's hard to believe. I've been looking in the ponds there are lots of water lilies with leaves, the irises are growing, and the hornwort is growing really well. On to the business at hand:

### March 2014

#### BAP

#### Species Common name Class Points

Don Youngkin				
	<i>Protomelas taeniolatus</i>	Red Empress	Cichlid mouth brooder	5
	<i>Poecilia wingei</i>	Endler's livebearer	Livebearer	5

### April 2014

#### BAP


Wayne Toven				
	<i>Steatocranus tinanti</i>	slender lionhead	Cichlid substrate	15

#### HAP

Dan McMonigle				
	<i>Cryptocoryne parva</i>		C – vegetative	15
	<i>Cryptocoryne mioya</i>		C – vegetative	15

#### 2014 Totals BAP Points HAP Points

Wayne Toven	3	25	2	20
Joe Reich	2	25	-	-
Don Youngkin	2	10	-	-
Dave Williamson	1	5	-	-
Dan McMoingle	-	-	2	30



**KEN'S FISH**  
HOME OF QUALITY TROPICAL FISH FOOD AND SUPPLIES

KEN MENARD (508) 823-4043  
32 4TH Ave. Taunton, MA 02780  
[www.kensfish.com](http://www.kensfish.com)  
[KENM333@COMCAST.NET](mailto:KENM333@COMCAST.NET)

**AQUATICA**

**AQUARIUM GALLERY**  
aquaticsuperstore.com  
330.866.0559  
6653 GRAFTON ROAD,  
VALLEY CITY, OHIO 44280

*W. E. T. FISH BAGS*

	50	100
3 1/2 x 12	\$4.00	\$7.00
6x18	\$5.00	\$9.00
8x20	\$6.00	\$11.00
10x24	\$7.50	\$14.00

3 1/2- 1.5 mil All others - 2 mil  
**Rubber Bands \$1.00**

**Wayne Toven**  
(330) 256-7836 or  
[wtoven@hotmail.com](mailto:wtoven@hotmail.com)

**PNT**  
*Aquatics*

Caves, Driftwood, Supplies  
Repashy Superfood

[www.pntaquatics.com](http://www.pntaquatics.com)  
[info@pntaquatics.com](mailto:info@pntaquatics.com)  
Hours by appointment only

# Bowl Show & Special Activities

Don Youngkin



March, with 12 entries, and April, with 16, were both good months for entries. All are invited to participate and bring in entries. The schedule is listed on this page. Please note that there will be no bowl show in June, due to our Ultra Aqua Show.

## March

### Barbs:

- 1<sup>st</sup> – Jeff Plazak - Tiger Barb
- 2<sup>nd</sup> – Dave Williamson - Cherry Barb
- 3<sup>rd</sup> – Jeff Plazak - Rhombocellatus Barb

### Mollies:

- 1<sup>st</sup> – Jeff Plazak - Molly
- 2<sup>nd</sup> – Jeff Plazak - Molly
- 3<sup>rd</sup> – Jeff Plazak - Molly

### Suckermouth Catfish

- 1<sup>st</sup> – Dave Williamson - Clown Pleco
- 2<sup>nd</sup> – Jeff Plazak - Bristlenose Pleco

## April

### Female Guppies:


- 1<sup>st</sup> – Jeff Plazak - Female guppy
- 2<sup>nd</sup> – Jeff Plazak - Female guppy
- 3<sup>rd</sup> – Jeff Plazak - Female guppy

### Corydoras, Aspidoras, and Brochis:

- 1<sup>st</sup> – Jeff Plazak - *Corydoras agassizii*
- 2<sup>nd</sup> – Wayne Toven - *Corydoras erhardtii*
- 3<sup>rd</sup> – Jeff Plazak - Cory

### Photography:

- 1<sup>st</sup> – Wayne Toven - Redtail Sandloach
- 2<sup>nd</sup> – Dave Williamson - Arrow Crab
- 3<sup>rd</sup> – Wayne Toven - L-075 Pleco



### How the Point System works:

- 1st - 4 points
- 2nd - 2 points
- 3rd - 1 point
- 1 point per entry, maximum 12 points per class

### Annual Point Totals

Jeff Plazak	67
Dave Williamson	43
Wayne Toven	13
Don Youngkin	1

## 2014 Bowl Show Schedule

### January:

- Male Guppies
- Goldfish
- Minnnows, Danios & Rasboras

### February:

- Swordtails,
- Male *Betta splendens*,
- Characins (Tetras & relatives)

### March:

- Mollies
- Suckermouth Catfish
- Barbs

### April:

- Female Guppies
- Corydoras, Aspidoras & Brochis
- Photography

### May:

- Rift Lake Cichlids
- Sharks & Loaches
- Aquatic Invertebrates

### June: no bowl show

### July

- Native Fish
- Angelfish & Discus
- Aquatic Plants

### August:

- Platies
- Rainbowfish
- Amphibians

### September:

- Goodeids
- AO New World Cichlids
- Bog Plants

### October:

- Gouramis & Anabantoids
- AO Old World Cichlids
- Arts & Crafts

### November:

- AO Livebearers
- AO Egglayers
- AO Catfish

Since 1981

745-3059

Large Selection of:

- TROPICAL FISH
- BIRDS
- SMALL ANIMALS
- REPTILES
- AMPHIBIANS
- DOG & PET SUPPLIES

Tues-Fri 12-7 Sat: 10-6  
196 2nd St., NW  
(Downtown Barberton)

Mon-Sat 11-8  
Sunday 11-6

6629 Engle Rd.  
Unit 108  
Middleburg Hts., OH  
(216) 433-1340

two turtles pet center  
highland square  
760 w.market  
akron, ohio 44303

mon-fri 10-7  
sat. 10-6  
sun 12-5 (330) 374-6765

# Exchange Report

Wayne Toven



This service is to read articles from other fish club's publications, and mention original articles by those clubs members that are informative and worth taking your time to read. If you would like a copy of an article mentioned below let me know and I will either email you a copy or get a hard copy to you at a monthly meeting.

**Regina Aquarium Society**, Fins & Friends: Feb. 2014

*Not Quite the Poor Relations – an Introduction to Lake Tanganyika Cichlids*, by Paul Mansfield

**Aquarium Club of Lancaster County**, Tank Tales: Feb. 2014

*Aphyosemion celiae "celiae"- Establishing a Breeding Colony*, by Gary Haas

**Hamilton & District Aquarium Society**: Feb. 2014

*Keeping Tiger Shrimp*, by Charles Drew

*Altolamprologus compressiceps "Sumbu Shell"*, by Jessica Bullock

*Apistogramma ortmanni*, by Karl Schwarze

**Kitchener – Waterloo Aquarium Society**, Fins & Tales: Mar. 2014

*Shark*, by Al Ridley

*Mack the Knife*, by Jayne Glazier

*DIY Adventure Saltwater Tank Journal, Part 3 Plumbing the 125*, by Michael Reiter

**Regina Aquarium Society**, Fins & Friends: Mar. 2014

*Not Quite the Poor Relations Part 2*, by Paul Mansfield

**Hamilton & District Aquarium Society**: Mar. 2014

*Mylochromis plageotaenia*, by Larry Johnson



**Greater Pittsburgh Aquarium Society Inc.** Finformation: Mar. 2014

*Spawning Hypancistrus sp. L333*, by Eric Bodrock

**Sarnia Aquarium Society**, Aqua Antics: Mar. / Apr. 2014

*Geophagus iporangensis*, by Jesse Robinson

*Honey Dwarf Gourami – Trichogaster chuna*, by Peter Melady

*Geophagus "Tapajos"*, by Jack VanderAa

*Guianacara sphenozona, an Attractive South American Cichlid*, by Wayne Cole

*Breeding Xistochromis sp. Dayglow*, by Wayne Cole

**Kitchener – Waterloo Aquarium Society**, Fins & Tales: Apr. 2014

*DIY Adventure Saltwater Tank Journal, Part 4 the Sump*, by Michael Reiter

*How to Culture Vinegar Eels*, by Dominique Taylor & Karen Murray

**Regina Aquarium Society**, Fins & Friends: Apr. 2014

*Not Quite the Poor Relations (Part 3)*, by Paul Mansfield

**ALL ODDBALL AQUATICS**  
[SALES@ALLODBALLAQUATICS.COM](mailto:SALES@ALLODBALLAQUATICS.COM)  
[www.allodballaquatics.com](http://www.allodballaquatics.com)

**A look back at Ultra-Aqua 2013, Fish, Vendors, and above all else Fun! Don't miss 2014!**

## Keeping and spawning *Steatocranus tinanti*

Wayne Toven



Here I go again with another one of those neat and rather unusual looking cichlids that all too often catch my fishy eyes. I'm not talking about some of the beautifully colored *Aulonocaras* from Lake Malawi, or those Lake Tanganyikans with their ornate patterns of spots, blotches, or stripes. This is about one of the slightly bland colored West African riverine cichlids the *Steatocranus tinanti*, commonly called the slender lionhead cichlid. They were first described in 1939 by Max Poll, and first imported probably to Europe, possibly in 1958 as the date is unclear. *S. tinanti* inhabit stretches of rapids, and reside in the shallow waters in depressions on the bottom around rocks along the shores, mainly in the Lower Congo River in the Republic of the Congo, and the Democratic Republic of the Congo of Central West Africa, in the vicinity of Kinshasa.

The name comes from the Greek language: Steato = fat, cranus = head, tin = stretch, antiae = forelock, it all makes sense to me except the forelock part; I even used a crossword dictionary as I do not own a standard dictionary. Anyway, as the name says *S. tinanti* is a slender bodied fish with a large head, and a big mouth, the males can attain a size of up to 6 inches and the females 4.5 inches, however they reach sexual maturity at 3 inches. Besides the size, differences between the sexes will be the larger heads and longer dorsal and anal fins of the males, with extensions that can

be well past the caudal fin (tail). The color of both sexes is basically the same a light gray, with one horizontal darker stripe mid body and one just under the dorsal fin, these can vary from just a stripe to almost square blotches, must be dependent on their mood, from under the mouth back through the belly is white. The dorsal and anal fins are very pale gray almost clear, my males have a yellowish margin on the dorsal fin, and the caudal fin has a yellow color to it also. Because the fish live in fast moving waters their swim bladder is re-

duced, so they do not swim around normally, they hop and dart around the bottom. Water requirements for *S. tinanti* are: Ph 6.0 – 8.0, dH 5 – 19, with temperatures in the range of 74° - 81° F and be well oxygenated.

An aquarium set up for *S. tinanti* should be fairly spacious; it does not need to be very deep, a substrate of fine gravel (I use sand), lots of rocks and some driftwood to provide caves for hiding and spawning sites, and live plants. A current might also be appreciated by the fish, it gives them something to play in but is not necessary, I personally do not supply a current and they seem just fine. They are a peaceful species so they can be housed in a community tank with like minded nonaggressive species, or in a species tank, there may be some territoriality problems during spawning though. I currently have two groups of *S. tinanti*; one is housed in a 50 gallon aquarium with a sponge filter, rocks, caves, driftwood, sand substrate, and tank mates consisting of rainbows and kuhlii loaches. The second group are housed in a 6 foot long 100 gallon aquarium, set up pretty much the same way as the 50 gallon, with a few differences, the 100 has a Hamburg matten filter, covering the entire one end is a 4 inch thick Poret foam



filter with two air driven lift tubes. The second difference is live plants; potted *cryptocorynes* and Amazon sword plants, and American *vallisneria* which have escaped their pots and are just sending runners all over the tank, with narrow leaves up to 2 ½ feet long. Third is lighting, there are two 4 foot fluorescent full spectrum lights over the tank which are on for 12 hours a day. Tank mates in the 100 are a group of 10 *Chapalichthys pardalis* (just waiting to go outside into one of my 110 gallon above ground tubs of water lilies, marginals, and various pond plants), a couple Australian rainbows, some young Central American cichlids (because I had no where else to put them), my black ruby barbs, and some *Meso-noemacheilus triangularis* (Batik loaches from Sally Boggs when she spoke at one of our club meetings, years ago, that's is how old they are).

Breeding the *S. tinanti* is fairly easy, it can be done with just a pair in a fairly small tank, the book said a 10 gallon but I would use a 15 – 20 gallon setup, or in a group with an adequate sized tank, which is how mine spawned. I have not seen any spawning activity in the 50 gallon set up, but the group in the 100 gallon tank has spawned a few times, I'm not sure just how many times, but I have saved fry from two spawns so far and now I am just waiting for the next time. The dominant male cleaned out a medium sized pleco cave near the base of the matter filter, maybe because of the water movement, then lured a ready female to the cave, which she inspected then made any alterations that needed to be done. A large female can lay up to 100 olive green colored eggs, my female is only about 3 inches long and the male is about 4 inches, since they used the cave and I did not want to disturb them during spawning, I could not see anything, like how many eggs or where they laid them in the cave. The male then guards and fans the eggs which develop quickly, they hatch in 5 days, and after about 7 more days during which they are living off of their yolk sack, they will be moved around by the parents during the day then back

to the cave at night. I discovered the first fry by accident; I took the pleco cave out of the tank and set it down on the glass top so I could move a potted plant. When I picked it up to put it back in the tank I must have tipped it enough that something hit me on the shoulder. It could have just been water, but I looked down toward the floor and saw something laying there, it was a small (about ¼ inch long) fry with the yolk sack, of course after the 5 foot fall it was very dead. I quickly grabbed a catch cup got some of the tank water and dumped out 14 more fry; these were moved to a 10 gallon bare bottom tank with spawning tank water, a seeded sponge filter, and a small piece of driftwood. The fry just lay on the bottom in a group till after the egg sack was all absorbed, then I fed them crushed flake and Repashy super gel spawning and fry food 2 – 3 times a day. 25% water change were done once a week so the fry quickly grew to 1 ¼ inches at two months of age, they looked much like the adults, slender body with a big head, but with 4 – 5 dark vertical bands on the body. With the tank mates in the spawning tank any fry that are getting too adventurous will

quickly be taken care of, now when I feed the tank I look for any hint of spawning, a clean area in the sand in front of the spawning cave, telling me they are going in and out of the cave, the adults hopping around in the vicinity of the cave. Next spawn I will watch more closely to try and save more fry.

This is not a common cichlid so you will not be likely to find them in pet shops; I got mine at a fish club auction of course as juveniles just over an inch in size. I wrote this article to keep our editor happy, and so that I could keep the fry and not have to turn them in to get credit for our Breeder Award Program. This how it works folks, writing an article is not that hard if I can do it... need I say more.

#### Resources:

Baensch Aquarium Atlas #2, Hans A. Baensch & Dr. Rudiger Riehl

Sam Borstein's Cichlid Site  
[www.borstein.com](http://www.borstein.com)

Observations by Wayne Toven





# Cryptocoryne mioya

Dan McMonigle



This “new” crypt is a Tropica introduction that I bought in an Aquabid.com auction last year. It was introduced to a 125 gallon low light LED tank, the same one I have several more old familiar crypts growing in also Cryptocoryne parva.

Mioya is categorized as part of the wendtii complex of crypt species. It is reputed to be a vigorous grower but perhaps in the low light of this tank, it may not show the ability to grow up and out of the aquarium. It has not yet gotten much bigger than the two inch or less starts I received, but it has multiplied, spreading out over about four inches of the tank substrate. Others have reported their first new leaves were several times as tall as the first ones, but so far, mine have grown in at not much over two inches. Until talking to others, I

was beginning to think this might be another pygmy Cryptocoryne species, but for others it has been amphibious, growing above the water line when emergent substrate is provided, and getting at least as large as the typical wendtii varieties. Mioya is sometimes written Mi Oya and at least one Florida grower is calling it wendtii red, a plant that has been around forever.

Unlike wendtii red, this Tropica introduction seems to readily bloom underwater for those giving it enough light or other conditions. There are photos at this web site of underwater flowerings: <http://crypts.kewydoc.net/tag/mi-oya/>.

There are several other crypt species in my mioya tank, including wendtii green and wendtii red. They started out with larger leaves and root stock

and the mioya so far shows no signs of catching up with them, even in the same conditions. Crypts show a lot of variation, the same plant changing dramatically under new lighting or new fertilization routines. If C. mioya and C. wendtii red are the same variety, I would expect to see the two eventually start looking the alike under the same conditions like this. If they were in different tanks, there could be some unnoticed factor creating a difference in the appearance of the plant.

# GAAS Ultra-Aqua 2014 All Species Fish Show and Auction

June 21 & 22, 2014

Tallmadge Community Center  
80 Community Rd. Tallmadge, Ohio

**Saturday Schedule**

Show Registration 10 a.m. to 5 p.m.  
Swap Meet noon to 5 p.m.

**Sunday Schedule**

Auction Registration 10 a.m.  
Auction Begins 11 a.m.  
Awards Presentation 5 p.m.  
Tear-Down 4 p.m.



**For more information:**

Bud White (330) 848-3856 (bwhite@neo.rr.com)  
Wayne Toven (330) 256-7836 (wtoven@hotmail.com)  
Rich Serva (330) 650-4613 (rjserva@gmail.com)

## The Greater Akron Aquarium Society

P.O. Box 494  
Akron, OH 44309-0494

Meeting Notice - Do Not Delay

# Meeting Notice

## Thursday, May 1

**Program: Shala Hankisson, The Behavior and Morphology of Sailfin Mollies**, the things they do in the aquarium and in nature, and how they can develop those huge top fins.

**Bowl Show:** Rift Lake Cichlids, Sharks & Loaches, Aquatic Invertebrates

## Thursday, June 5

**Program: Tami Ruiz and Mark Common, The Art of Pond Design:** will bring us Mark's new presentation on the art and practicality of designing a fish pond that knocks everyone's "socks" off.

**Bowl Show:** no bowl show due to Ultra-Aqua Show later this month.

All general meetings begin at 8:00 p.m. at the Mogadore Community/Senior Center

## Coming Events

**May 4, 2014 - Greater Pittsburgh Aquarium Society Inc. Spring Auction**  
North Hampton VFD, Gibsonia, PA 15044  
Registration will open at 9:30 AM and close at 1 PM. Auction will start promptly at 11 AM. WWW.GPASI.ORG  
Wally Cox 412-420-7985  
walmich@verizon.net OR  
Joe Doyle 724-602-7564  
BrokenBox@gmail.com

**May 10, 2014 – Medina County Aquarium Society - Spring Auction**

Prince of Peace Lutheran Church, 3355 Medina Rd. (Rt. 18), Medina, Ohio 44256

Auction Starts at Noon, Registration 10:00-1:00

More info: <http://www.mcas-fish.net>

**May 15 – 18, 2014 – American Livebearer Association Convention**

The Crowne Plaza St. Louis Airport, St. Louis, MO, Hosted by the Missouri Aquarium Society (MASI)  
For more information:

<http://missouriaquariumsociety.com/FishHeadsForum/viewforum.php?f=28>

**May 17, 2014 - Lorain County Aquarium Society Tropical fish & supplies swap meet plus Eric Bodrock speaking on Catfish and Regina Spotti speaking on oddballs**  
College Heights Church, 980 Abbe Rd. Elyria, OH 44035  
Swap Meet: 3-5pm, Speakers 5-7:30pm  
Contacts: [kmcgill@neo.rr.com](mailto:kmcgill@neo.rr.com), [aquaman121@aol.com](mailto:aquaman121@aol.com)  
[www.lcas-fish.net](http://www.lcas-fish.net)